

Nevada Medicaid Recipients Employed by Employers with 50 or More Employees

January 2024



*Office of Analytics
Department of Health and Human Services*

On behalf of the Division of Health Care Financing and Policy

*Joe Lombardo
Governor
State of Nevada*

*Richard Whitley, MS
Director
Department of Health and Human Services*

Acknowledgements

Prepared, Compiled, and Edited by:

Kyra Morgan
Chief Biostatistician
Office of Analytics
Department of Health of Human Services
State of Nevada

Alexia Benshoof
Health Bureau Chief
Office of Analytics
Department of Health of Human Services
State of Nevada

Henry Agbewali
Economist III
Office of Analytics
Department of Health of Human Services
State of Nevada

Othman Al-Razgan
Economist III
Office of Analytics
Department of Health of Human Services
State of Nevada

Ian Knight
Management Analyst III
Office of Analytics
Department of Health of Human Services
State of Nevada

Shannon Litz
Deputy Director
Director's Office
Department of Health of Human Services
State of Nevada

For additional information please contact:

data@dhhs.nv.gov
Office of Analytics
Department of Health of Human Services
State of Nevada

Table of Contents

Acknowledgements	2
Background and Methodology	4
Technical Notes	4
Results	5
Figure 1. Number of Employees and Dependents on Medicaid, SFY 2019 to SFY 2023	5
Figure 2. Growth Rate of Employees and Dependents on Medicaid, SFY 2019 to SFY 2023	6
Figure 3. Total Cost to Medicaid.....	6
Figure 4. Growth Rate of cost of health care to Employees and Dependents on Medicaid, SFY 2019 to SFY 2023.....	7
Figure 5. Total Cost Breakdown by Federal and State Share	7
Figure 6. Cost Breakdown by Federal, State and Total Share	8
Figure 7. Annual Cost per Member, SFY 2019 to SFY 2023.....	9
Figure 8. Annual Cost per Employer, SFY 2019 to SFY 2023	9
Figure 9. Top 20 Employers by Number of Employees and Dependents on Medicaid, SFY 2023.....	10
Key Findings	10
Employee Demographics.....	10
Figure 10. Employees Demographics by Region.....	11
Figure 11. Employee Demographics by Race/Ethnicity	11
Figure 12. Primary Language Spoken by Employee.....	12
Figure 13. Age of Employee.....	12
Figure 14. Employee’s Medicaid Eligibility Budget Category.....	13
Dependent Demographics.....	14
Figure 15. Dependents Demographics by Region.....	14
Figure 16. Dependents Demographics by Race/Ethnicity.....	14
Figure 17. Primary Language Spoken by Dependent.....	15
Figure 18. Age of Dependent.....	15
Figure 19. Dependents Medicaid Eligibility Budget Category.....	16
Median Wage Subset	16
Appendix	17

Background

The following report considers the cost of providing Medicaid services to members who work for an employer with 50 or more employees for State Fiscal Year (SFY) 2023. This report is produced annually in accordance with NRS 422.27482 which requires that the Department of Health and Human Services prepare an annual report listing all employers in Nevada which have 50 or more employees and the number of full-time employees of such an employer who are enrolled in Medicaid.

Federal law does not exclude employed individuals from coverage in Medicaid as long as they meet eligibility requirements for Medicaid, including being low income. This includes employed individuals who have an offer of affordable health insurance from their employer. However, as a condition of eligibility in Medicaid, individuals must identify any potential third-party sources of coverage, and assign the Medicaid agency the right to pursue third-party liability on their behalf for health care expenses.

The state anticipates that a portion of those identified in this report as employed and enrolled in Medicaid will no longer be eligible for Medicaid after the unwind of the federal Public Health Emergency (PHE). During the federal PHE, states were required to maintain continuous enrollment for Medicaid recipients, or they would risk being ineligible for enhanced federal Medicaid funds during the pandemic. For example, prior to the PHE, a Medicaid enrollee who recently became employed may become ineligible for Medicaid due to excess income. However, during federal PHE, these individuals continued to be enrolled in Medicaid.

Technical Notes and Methodology

To determine if a company had employees enrolled in Medicaid, staff matched Medicaid members to records maintained by the Nevada Department of Employment, Training, and Rehabilitation (DETR). This match provided quarterly wage information and identification numbers of the employers for whom Medicaid members worked during each quarter of SFY 2023.

Employment data was then further defined using the wage threshold associated with earning minimum wage in Nevada. More specifically, the group of Medicaid members presented in this report represents employees who earned \$4,560.00 or more in gross wage earnings for any 12-week consecutive period (one quarter) in SFY 2023, as reported to DETR. This gross quarterly wage represents the lower tier minimum wage of \$9.50 an hour paid to employees who worked 40 hours per week.

DETR also supplied a file with the employer identification number, company name, and address for employers in Nevada with 50 or more employees. The wage file and employer file were then combined to identify which Medicaid members were employed by companies with 50 or more employees. It is important to note that a Medicaid member may have had more than one employer during the year. The total cost to Nevada Medicaid represents a distinct cost to the State. However, the cost associated with each company considers the complete cost of the employees and dependents of that company and may be duplicated across companies when an individual is employed by multiple employers during the fiscal year.

To determine the dependents of Medicaid members who worked for a company with 50 or more employees, corresponding case IDs (ICIs) were identified for the list of Medicaid members who work for companies with 50 or more employees and all other members of the case were counted.

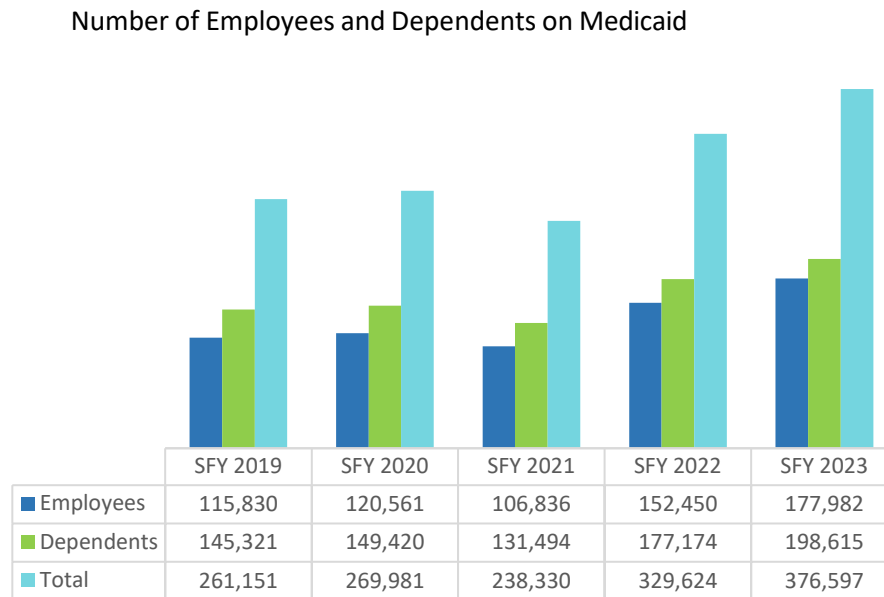
To determine whether an employer offered health coverage benefits, staff matched the employer’s Employer Identification Number (EIN) against the Department of Labor’s Employee Benefits Security Administration’s database of Form 5500’s filed by the employer. Form 5500 identifies the different welfare, health, and pension plans offered by an employer. A value of 4A in line 8b on Form 5500 indicates that the employer offers a health benefits plan and a value of 4U in line 8b on Form 5500 indicates that the employer has a collective-bargained welfare arrangement. However, not all employers need to file a Form 5500 and may offer health benefits to their employees. The Division of Insurance does not currently track which employers offer health insurance benefits unless there is a consumer complaint.

Cost data was pulled utilizing the members’ Medicaid ID and members’ Aid Category code at the date of payment. The Centers for Medicare and Medicaid Services (CMS) reimburses each state for a percentage of its total Medicaid expenditures. This percentage, which varies by state, is called the Federal Medical Assistance Percentage (FMAP). The FMAP is computed from a formula that takes into account the average per capita income for each state relative to the national average. The FMAP was determined by the members’ Aid Category code on a claim when the claim was paid. The FMAPs are used in determining the amount of Federal matching funds for state expenditures for assistance payments for certain social services, and State medical and medical insurance expenditures. The Social Security Act requires the Secretary of Health and Human Services to calculate and publish the FMAPs each year. The state of Nevada’s FMAP percentage for FY2023 is 68.85%.

Results

In SFY 2023, there were 177,982 employees covered by Medicaid who worked for companies with 50 or more employees and an associated 198,615 dependents for a total of 376,597 individuals covered.

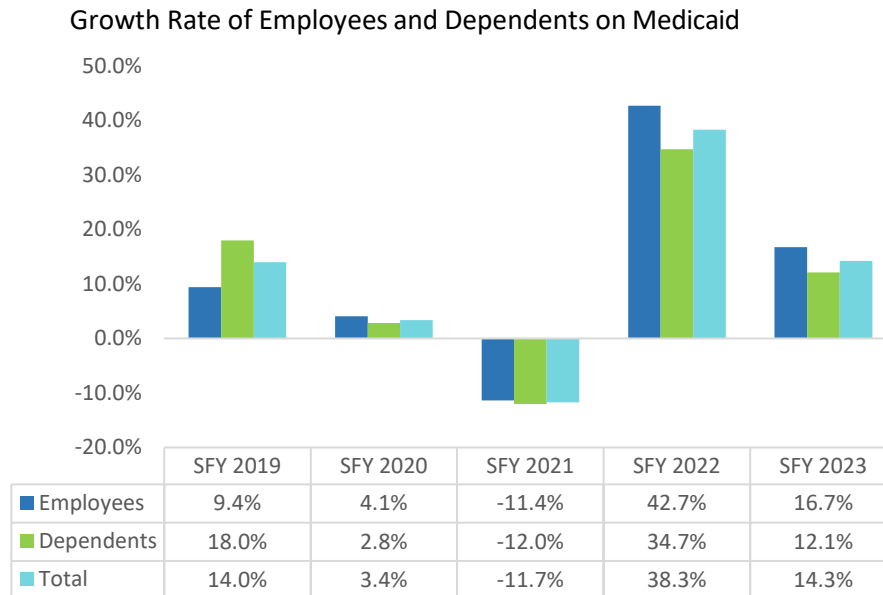
Figure 1. Number of Employees and Dependents on Medicaid, SFY 2019 to SFY 2023



The growth of employees and their dependents increased by 14.3% from SFY 2022 to SFY 2023 and by 44.2% from SFY 2019 to SFY 2023. The growth of employees and their dependents decreased in SFY 2020

and SFY 2022 due to the increase in employment rates over that period.

Figure 2. Growth Rate of Employees and Dependents on Medicaid, SFY 2019 to SFY 2023



In SFY 2023, the cost of providing health care to these employees was \$896,420,827. The cost for providing health care to the dependents of these employees was \$557,181,087. Combining these results, the total cost to Medicaid for providing health care for these individuals was \$1,453,601,914. Total cost to Medicaid increased by 20.8% from SFY 2022 to 2023 and doubled (98.0%) from SFY 2019 to 2023.

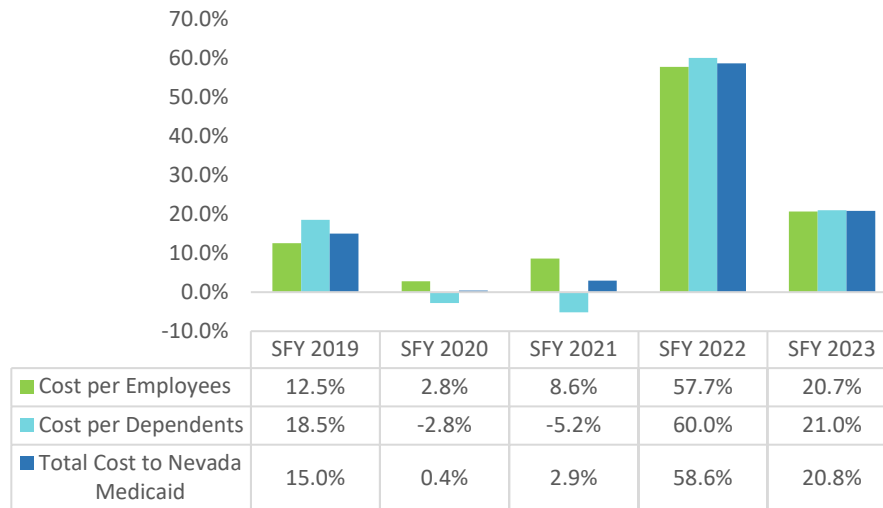
Figure 3. Total Cost to Medicaid

	SFY 2019	SFY 2020	SFY 2021	SFY 2022	SFY 2023
Total Cost to Medicaid	\$734,322,050	\$737,153,147	\$758,756,963	\$1,203,245,054	\$1,453,601,914
Cost per Employees	\$422,032,965	\$433,686,928	\$471,010,521	\$742,830,100	\$896,420,827
Cost per Dependents	\$312,289,084	\$303,466,220	\$287,746,441	\$460,414,954	\$557,181,087

The growth rate is used to express the annual change in cost. A positive growth rate indicates an increase in costs over the year. A negative growth rate indicates that the cost is decreasing. The cost of providing health care for employees and their dependents increased by 58.6% from SFY 2021 to SY 2022. It subsequently increased by another 20.8% from SFY 2022 to SFY 2023.

Figure 4. Growth Rate of Cost of Health Care to Employees and Dependents on Medicaid, SFY 2019 to SFY 2023

Growth Rate of Cost of Health Care to Employees and Dependents on Medicaid



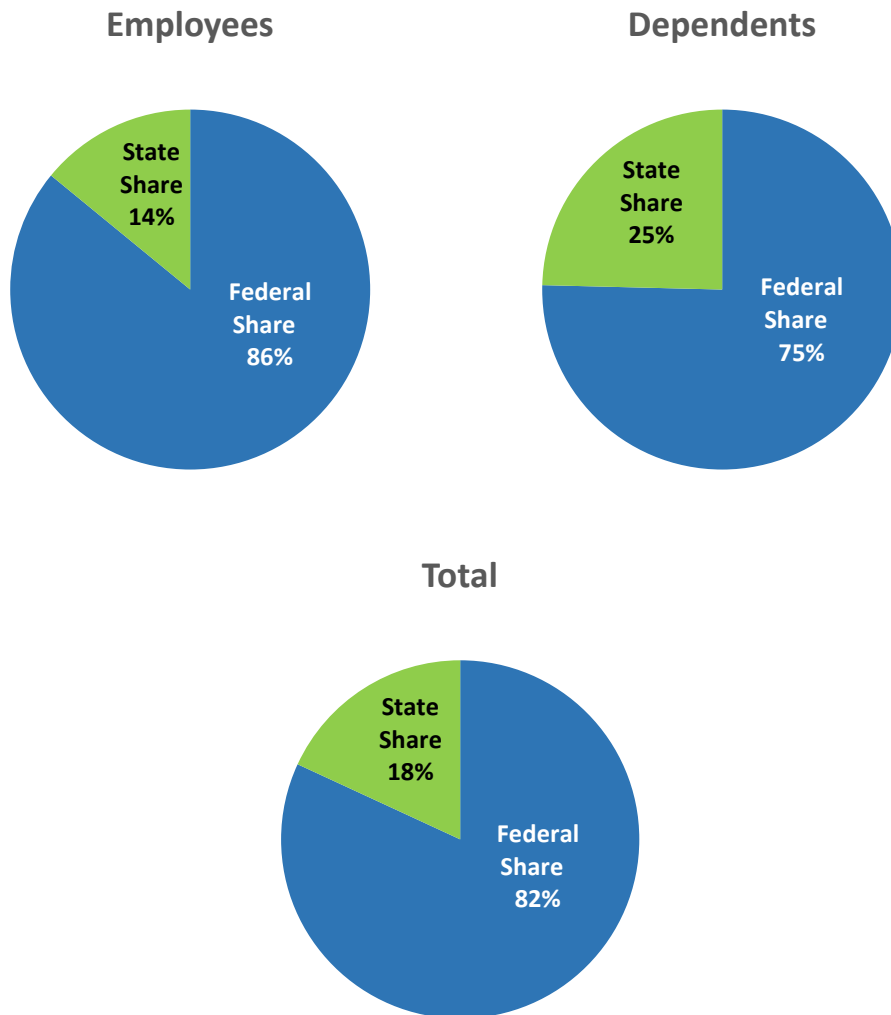
Medicaid is a jointly funded program by the state and the federal government. The federal government's financial contribution to the program is determined by the Federal Medical Assistance Percentage (FMAP). The FMAP is calculated based on the state's per capita income relative to the national average income. FMAP splits are based on paid date and determined by the members' aid category code on a paid claim's net payment. Most FMAPs are subject to annual federal fiscal year (FFY) updates by the Centers for Medicare and Medicaid Services (CMS). However, due to the COVID-19 Public Health Emergency (PHE) wind down there were three FMAP changes in FFY 2023. State and federal costs are calculated based on the FMAP percentages. Different categories have different FMAP rates; for example, medical FMAP claims that were paid in the first quarter of FFY 2023 had a rate of 68.85%, the Nevada Check-up FMAP paid claims had a rate of 78.20%, and the Newly Eligibles paid claims had an FMAP rate of 90%.

In SFY 2023, the federal government contributed \$770,274,497 (85.9%) of the total cost of providing health care to these employees, while the State incurred \$126,146,330 (14.1%) to the same group. The federal cost for providing health care to the dependents of these employees was \$420,061,813 (75.4%), while the state cost for these dependents was \$137,119,274 (24.6%).

Figure 5. Total Cost Breakdown by Federal and State Share

	Employees	Dependents	Total
Federal Share	\$770,274,497.25	\$420,061,812.73	\$1,190,336,309.98
State Share	\$126,146,330.11	\$137,119,274.14	\$263,265,604.25
Total	\$896,420,827.36	\$557,181,086.87	\$1,453,601,914.23

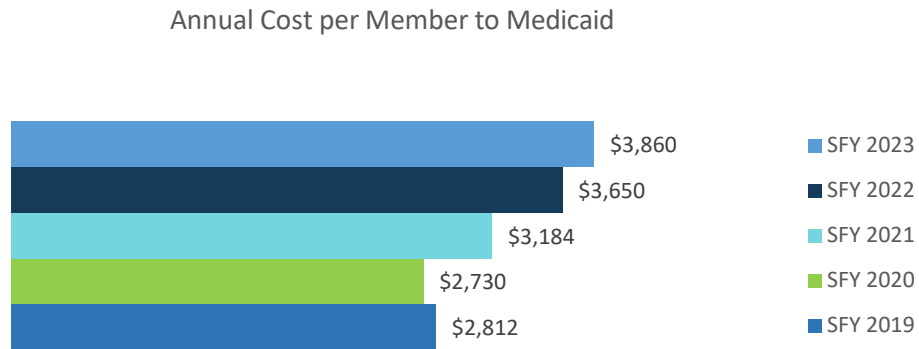
Figure 6. Cost Breakdown by Federal and State Share



The annual average cost for this subset of Medicaid members and their dependents has increased from \$3,650/member in 2022 to \$3,860/member in 2023 representing a 5.8% year-over-year increase. The total number of employees and their dependents has grown 14% from 2022 to 2023; the overall cost to Medicaid has increased by 21%.

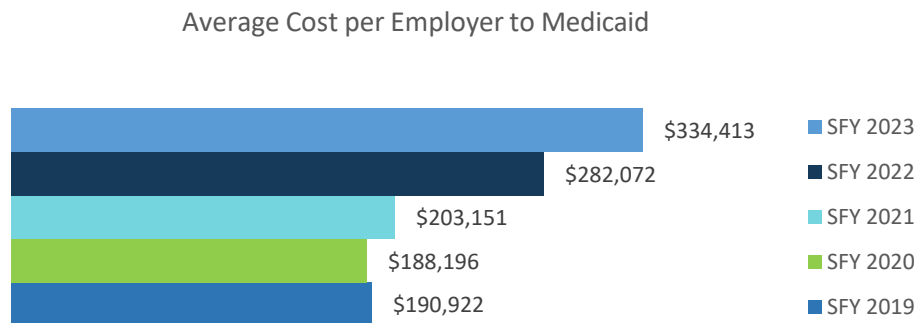
The Division of Welfare and Supportive Services (DWSS) has provided continuous health care coverage through the Families First Coronavirus Response Act (FFCRA) in response to the COVID-19 pandemic. A requirement of FFCRA was continuous coverage which allowed DWSS to discontinue the termination of eligibility, except under very limited circumstances. Most employees and their family members have maintained Medicaid coverage, and individuals who became employed while on Medicaid were not required to undergo annual redetermination. The pause on redeterminations drove an increase in Medicaid enrollment for those employed by large employers and is expected to reduce when the redetermination process is completed. The redetermination process is expected to be complete in August 2024.

Figure 7. Annual Cost per Member, SFY 2019 to SFY 2023



These companies with 50 or more total employees had an average of 43 employees and dependents associated with these employees on Medicaid, with an average overall cost to Medicaid of \$334,413 annually and a median overall cost to Medicaid of \$126,963 annually.

Figure 8. Annual Cost per Employer, SFY 2019 to SFY 2023



The table below displays the companies who made up the top 20 employers when ranked by the total cost to Medicaid, this average is highly skewed by the top few employers causing the average cost to Medicaid (\$334,413) in SFY 2023 to be higher as compared to the SFY 2022 average cost to Medicaid (\$282,072). For example, the health care coverage costs associated with Medicaid members who were employed by Amazon.com Services Inc. (and their dependents) alone cost Medicaid \$59,321,555, a 12% increase from the previous year and a 178% increase from SFY 2019 to SFY 2023.

Figure 9. Top 20 Employers by Number of Employees and Dependents on Medicaid, SFY 2023

Rank	Company Name	Employees on Medicaid			Dependents on Medicaid			Total Employees and Dependents on Medicaid			
		Number	State Cost	Federal Cost	Number	State Cost	Federal Cost	Number	State Cost	Federal Cost	Cost
1	AMAZON.COM SERVICES INC	7,494	\$5,258,036	\$29,497,444	8,212	\$6,035,622	\$18,530,453	15,706	\$11,293,658	\$48,027,897	\$59,321,555
2	WAL-MART ASSOCIATES INC	4,726	\$3,102,934	\$17,765,423	5,218	\$3,715,525	\$11,943,885	9,944	\$6,818,459	\$29,709,308	\$36,527,766
3	CLARK COUNTY SCHOOL DISTRICT	3,108	\$2,440,371	\$14,891,615	3,838	\$2,664,099	\$8,337,194	6,946	\$5,104,470	\$23,228,809	\$28,333,278
4	WYNN LAS VEGAS LLC	1,500	\$1,036,262	\$6,676,565	1,604	\$1,020,959	\$3,203,067	3,104	\$2,057,221	\$9,879,632	\$11,936,852
5	SMITHS FOOD & DRUG CENTERS INC	1,421	\$940,559	\$5,941,725	1,638	\$1,033,021	\$3,180,376	3,059	\$1,973,580	\$9,122,101	\$11,095,681
6	STATE OF NEVADA	1,396	\$931,576	\$5,515,700	1,664	\$1,067,308	\$3,004,755	3,060	\$1,998,884	\$8,520,455	\$10,519,340
7	ARIA RESORT & CASINO LLC	1,114	\$812,735	\$5,214,876	1,215	\$766,640	\$2,494,799	2,329	\$1,579,375	\$7,709,675	\$9,289,051
8	TELUS INTERNATIONAL (US) CORP	1,198	\$946,954	\$4,669,385	1,337	\$946,131	\$2,464,080	2,535	\$1,893,085	\$7,133,465	\$9,026,550
9	RESORTS WORLD LAS VEGAS LLC	1,099	\$799,987	\$5,128,130	1,056	\$697,088	\$2,174,562	2,155	\$1,497,075	\$7,302,692	\$8,799,767
10	UNIVERSAL PROTECTION SERVICE LLC	1,206	\$791,331	\$5,016,873	1,073	\$734,869	\$2,220,424	2,279	\$1,526,200	\$7,237,297	\$8,763,497
11	TESLA INC	1,423	\$783,176	\$4,777,821	1,244	\$660,069	\$2,009,698	2,667	\$1,443,245	\$6,787,519	\$8,230,764
12	HILTON RESORTS CORPORATION	973	\$740,874	\$4,360,173	955	\$660,159	\$1,952,359	1,928	\$1,401,033	\$6,312,532	\$7,713,565
13	MGM GRAND HOTEL LLC	871	\$679,660	\$4,122,860	937	\$600,783	\$2,060,742	1,808	\$1,280,443	\$6,183,602	\$7,464,044
14	SITEL OPERATING CORPORATION	855	\$722,502	\$3,615,003	1,009	\$836,079	\$2,197,418	1,864	\$1,558,581	\$5,812,421	\$7,371,003
15	ELEVANCE HEALTH COMPANIES INC	817	\$731,160	\$3,671,430	1,090	\$806,115	\$2,081,524	1,907	\$1,537,275	\$5,752,954	\$7,290,229
16	VENETIAN LAS VEGAS GAMING LLC	894	\$653,177	\$4,050,024	905	\$619,653	\$1,879,743	1,799	\$1,272,830	\$5,929,767	\$7,202,597
17	NEVADA RESTAURANT SERVICES IN	827	\$614,182	\$4,414,926	694	\$464,803	\$1,537,896	1,521	\$1,078,985	\$5,952,822	\$7,031,808
18	MANDALAY CORP	826	\$619,623	\$3,868,137	913	\$590,861	\$1,938,018	1,739	\$1,210,484	\$5,806,155	\$7,016,638
19	VALLEY HEALTH SYSTEM LLC	922	\$662,418	\$3,830,595	964	\$606,083	\$1,850,458	1,886	\$1,268,501	\$5,681,053	\$6,949,554
20	DESERT PALACE INC	820	\$599,068	\$3,815,415	931	\$596,026	\$1,885,087	1,751	\$1,195,094	\$5,700,502	\$6,895,597

Key Findings

- Amazon.com Services Inc. is the leading employer of Nevada Medicaid recipients with a total of 15,706 employees and dependents on Medicaid. Amazon.com Services inc. has held this position since SFY 2020.
- Wal-Mart Associates Inc. was the leading employer of Nevada Medicaid recipients consistently from SFY 2017 through SFY 2019 but is now ranked second to Amazon in SFY 2020 through SFY 2023.
- Clark County School District has ranked third since SFY 2020.
- Wynn Las Vegas LLC moved from the sixth position in SFY 2022 to fourth in SFY 2023.
- Smith’s Food and Drug Centers Inc. dropped to fifth position after it has maintained their fourth position for 4 years in a row, SFY 2019 through SFY 2022.
- The State of Nevada moved from the eighth position in SFY 2022 to sixth in SFY 2023.
- Wal-Mart Associates Inc., Clark County School District and Smith’s Food and Drug Centers Inc. have consistently maintained their positions in the top 10 list from 2017 through 2023.
- Amazon.com Services Inc., Wal-Mart Associates Inc, Clark County School District, Smith’s Food and Drug Centers Inc. and the State of Nevada have consistently held their positions in the top 10 list from 2018 through 2023 (onset of the report).

Employee Demographics

Most of the Nevada Medicaid members employed by companies with 50 or more total employees lived in Clark County (80%), with 11% in Washoe County and 8% in the rural counties. Region of residence was unknown for 1% of these members. Thirty-four percent (34%) were Hispanic, 30% were Caucasian, 24% were African American, and 12% were of another race/ethnicity.

Figure 10. Employees by Region

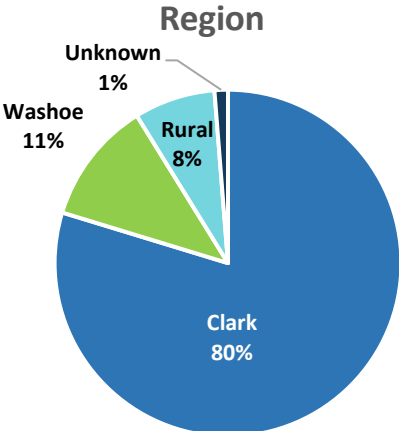
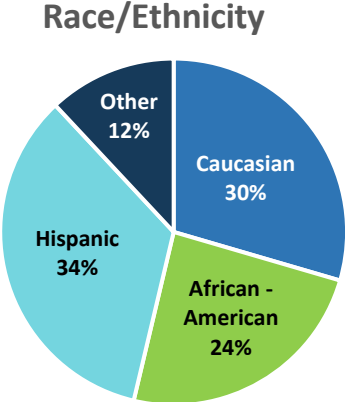



Figure 11. Employee Demographics by Race/Ethnicity



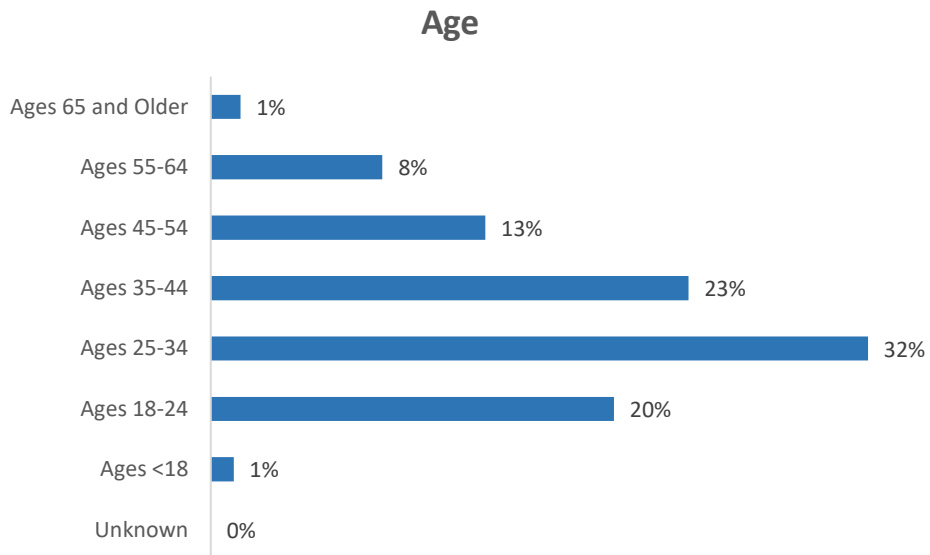
Most of these Medicaid members spoke English as a primary language (84%), with 4% listing Spanish as their primary spoken language and 0% listing another language. Finally, 12% had an unknown primary spoken language.

Figure 12. Primary Language Spoken by Employee



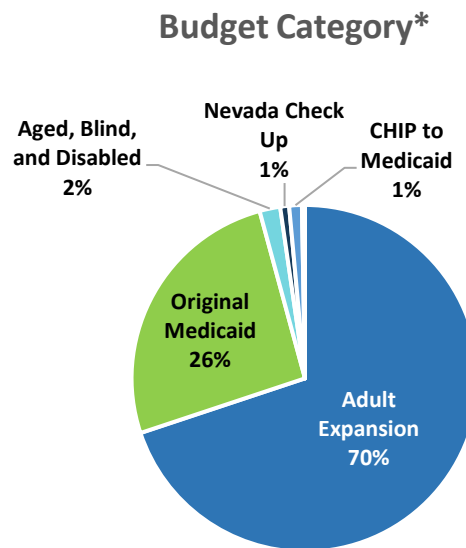
Twenty percent (20%) of these Medicaid members employed by companies with 50 or more total employees were 18-24 years old, 32% were 25-34 years old, 23% were 35-44 years old, 14% were 45-54 years old, 8% were 55-64 years old, and 2% were 65 years old or older. Age was unknown or listed as less than 18 for 1% of these members.

Figure 13. Age of Employee



Most of these Medicaid members were eligible for Medicaid under the Adult Expansion budget category (70%). Twenty-six percent (26%) were eligible under Original Medicaid, 2% were eligible under the Aged, Blind, and Disabled category, 1% were eligible under Nevada Check-up, and 1% were eligible under Children’s Health Insurance Plan (CHIP) to Medicaid.

Figure 14. Employee’s Medicaid Eligibility Budget Category



**Budget Categories that are not displayed here made up less than 1% of this caseload. These include Waiver, County Match, Child Welfare, and Child Welfare – State Only.*

Dependent Demographics

Most of the dependents of these Medicaid members employed by companies with 50 or more total employees also lived in Clark County (80%), with 11% in Washoe County, 8% in the remainder of the state, and 1% with unknown address information.

Forty-one (41%) were Hispanic, 23% were Caucasian, 22% were African American, and 14% were of another race/ethnicity.

Figure 15. Dependents by Region

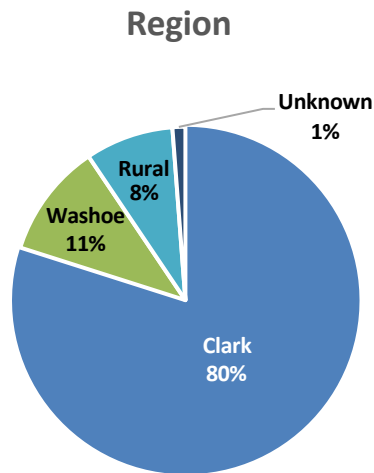
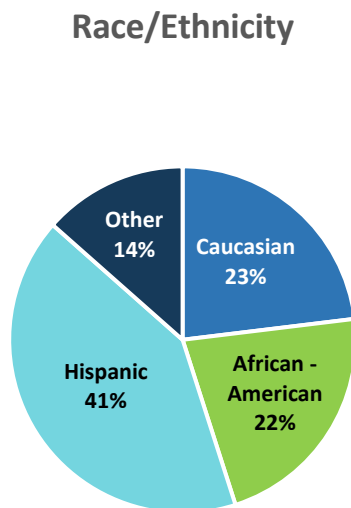
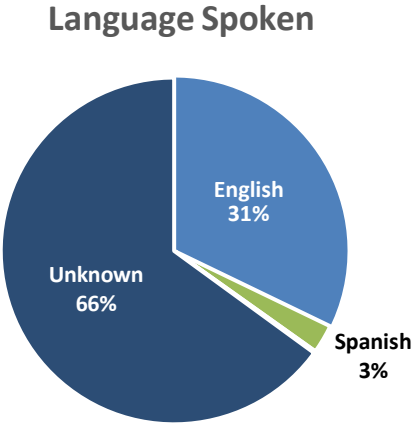


Figure 16. Dependents Demographics by Race/Ethnicity



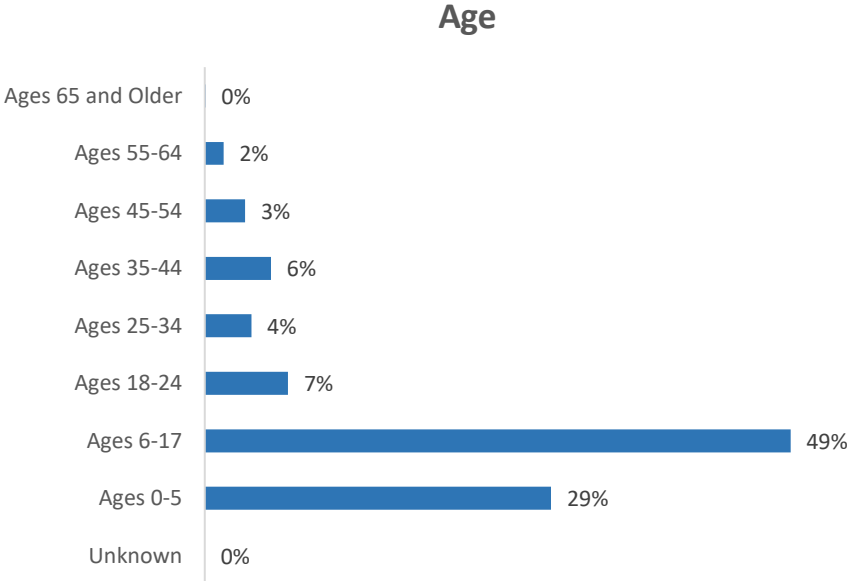
Language information was unknown for most of the dependents (66%). Thirty-one percent (31%) spoke English as a primary language, and 3% listed Spanish as their primary spoken language.

Figure 17. Primary Language Spoken by Dependent



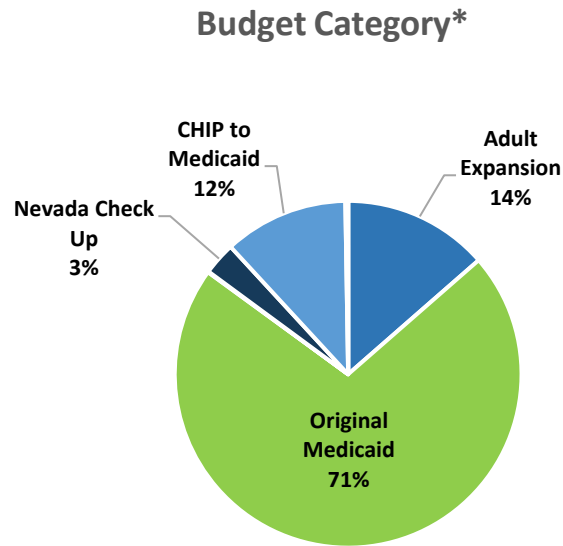
Twenty-nine percent (29%) of the dependents were 0-5 years old, 49% were 6-17 years old, and 22% were 18 years old or older.

Figure 18. Age of Dependent



Most of the dependents were eligible for Medicaid under the Original Medicaid budget category (71%). An additional 14% were eligible under Adult Expansion, 3% were eligible under Nevada Check-up, and 12% were eligible under CHIP to Medicaid.

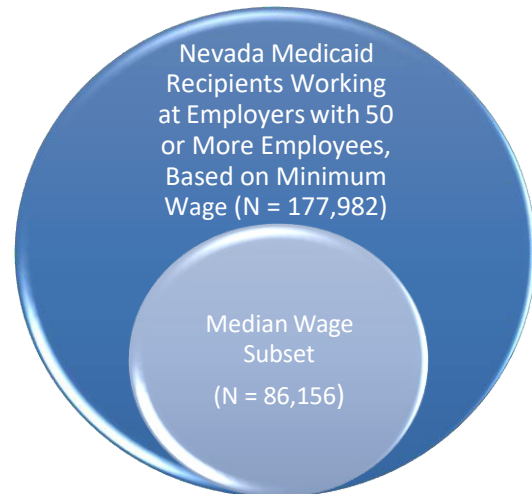
Figure 19. Dependents Medicaid Eligibility Budget Category



**Budget Categories that are not displayed here made up less than 1% of this caseload. These include Aged, Blind, and Disabled, Waiver, County Match, Child Welfare, and Child Welfare – State Only.*

Median Wage Subset

It may also be of interest to consider the number of these employees who earned enough in wages to meet the quarterly wage threshold associated with the median Nevada wage (more specifically, the subset of these Medicaid members who earned \$9,417.60 or more in gross earnings in a quarter). This gross quarterly wage represents the median wage in Nevada as of May 2022, according to the Bureau of Labor Statistics, of \$19.62 an hour.¹



Out of the 177,982 Medicaid members employed by employers with 50 or more employees who earned \$4,560.00 or more per quarter, 86,156 Medicaid members (48%) earned \$9,417.60 or more in gross earnings in a quarter. There were also 113,760 dependents (57%) associated with the Medicaid members in this subset. The demographics associated with this subset did not differ significantly from the demographics of the larger pool of Medicaid members and dependents considered in this report.

¹ "Nevada - May 2022 OES State Occupational Employment and Wage Estimates." U.S. Bureau of Labor Statistics, U.S. Bureau of Labor Statistics, April 25, 2023, https://www.bls.gov/oes/current/oes_nv.htm#00-0000.

Appendices

Company Name	Form 5500	Address	City	State	Zip	Employees on Medicaid			Dependents on Medicaid			Total Employees and Dependents			
						Number	State Cost	Federal Cost	Number	State Cost	Federal Cost	Number	State Cost	Federal Cost	Cost
AMAZON.COM SERVICES INC	Neither 4a or 4b Benefits Provided	2300 WESTLAKE AVE 500	SEATTLE	WA	98121	7,494	\$ 2,250,036	\$ 9,459,443.96	8,212	\$ 6,035,622	\$ 18,500,453	15,706	\$ 11,293,658	\$ 30,771,897	\$ 59,321,555
WAL-MART ASSOCIATES INC	Neither 4a or 4b Benefits Provided	PO BOX 283 NUC EXPRESS	ST LOUIS	MO	63166	4,726	\$ 1,403,934	\$ 17,765,427.82	5,238	\$ 3,715,525	\$ 12,843,885	9,964	\$ 6,818,459	\$ 29,709,308	\$ 36,527,766
CLARK COUNTY SCHOOL DISTRICT	Form 5500 Not Filed	5100 W SAHARA AVE	LAS VEGAS	NV	89146	3,008	\$ 2,440,371	\$ 16,891,614.89	3,588	\$ 2,604,099	\$ 8,831,794	6,596	\$ 5,044,470	\$ 23,226,809	\$ 28,332,278
WYNN LAS VEGAS LLC	Form 5500 Not Filed	PO BOX 17388 NEMPOVERS	LOSER	MO	63166	1,601	\$ 1,000,959	\$ 6,807,221	1,601	\$ 1,000,959	\$ 6,807,221	3,202	\$ 2,001,918	\$ 13,614,442	\$ 17,421,442
SMITHS FOOD & DRUG CENTERS INC	Form 5500 Not Filed	PO BOX 283 NUC EXPRESS	ST LOUIS	MO	63166	1,461	\$ 940,559	\$ 5,841,724.75	1,638	\$ 1,033,021	\$ 3,180,376	3,099	\$ 1,973,580	\$ 9,022,105	\$ 11,095,681
STATE OF NEVADA	Form 5500 Not Filed	100 N STEWART ST STE 200	CARSON CITY	NV	89701	1,396	\$ 991,576	\$ 5,115,700.36	1,664	\$ 1,007,208	\$ 3,004,753	3,060	\$ 1,998,884	\$ 8,120,455	\$ 10,519,340
RAJON REALTY & CASINO LLC	Form 5500 Not Filed	4800 Frank Sinatra Dr	INDIANAPOLIS	IN	46204	1,396	\$ 991,576	\$ 5,115,700.36	1,664	\$ 1,007,208	\$ 3,004,753	3,060	\$ 1,998,884	\$ 8,120,455	\$ 10,519,340
TELUS INTERNATIONAL (US) CORP	Neither 4a or 4b Benefits Provided	2251 S DECATUR BLVD	LAS VEGAS	NV	89102	1,198	\$ 799,987	\$ 5,121,300.05	1,337	\$ 861,131	\$ 2,464,000	2,535	\$ 1,893,085	\$ 7,677,511	\$ 10,256,556
RESORTS WORLD LAS VEGAS LLC	4a or 4b Benefits Provided	300 LAS VEGAS BLVD S	LAS VEGAS	NV	89109	1,099	\$ 709,987	\$ 4,136,100.05	1,056	\$ 697,088	\$ 2,714,562	2,155	\$ 1,407,075	\$ 7,300,692	\$ 9,799,767
UNIVERSITY PROTECTION SERVICE LLC	Form 5500 Not Filed	161 WASHINGTONS STREET	CONCORDMACKIN	PA	18628	1,099	\$ 709,987	\$ 4,136,100.05	1,056	\$ 697,088	\$ 2,714,562	2,155	\$ 1,407,075	\$ 7,300,692	\$ 9,799,767
TESLA INC	Neither 4a or 4b Benefits Provided	3500 DEER CREEK DR	PAJO ALTO	CA	94504	1,043	\$ 673,176	\$ 3,777,820.84	1,254	\$ 806,609	\$ 2,609,608	2,297	\$ 1,483,245	\$ 6,387,511	\$ 8,230,764
HILTON RESORTS CORPORATION	4a or 4b Benefits Provided	5313 MILLERIA LAKES BLVD	ORLANDO	FL	32839	1,043	\$ 673,176	\$ 3,777,820.84	1,254	\$ 806,609	\$ 2,609,608	2,297	\$ 1,483,245	\$ 6,387,511	\$ 8,230,764
MGM GRAND HOTEL LLC	Form 5500 Not Filed	4802 Frank Sinatra Drive	LAS VEGAS	NV	89158	873	\$ 579,660	\$ 4,122,860.35	937	\$ 603,783	\$ 2,060,742	1,810	\$ 1,280,443	\$ 6,183,603	\$ 7,464,044
SITEL OPERATING CORPORATION	Neither 4a or 4b Benefits Provided	3201 DUMONTBLVD ST STE 1240	NASHVILLE	TN	37203	855	\$ 552,478	\$ 3,454,693.17	892	\$ 574,881	\$ 1,872,626	1,747	\$ 1,126,899	\$ 5,077,321	\$ 6,205,180
EVANRUHINE HEALTH COMPANIES INC	Form 5500 Not Filed	22 ALBANY DR	INDIANAPOLIS	IN	46204	817	\$ 531,160	\$ 3,671,429.89	1,090	\$ 696,115	\$ 2,081,524	1,907	\$ 1,337,275	\$ 5,752,954	\$ 7,230,229
VENETIAN LAS VEGAS GAMING LLC	Neither 4a or 4b Benefits Provided	3335 LAS VEGAS BLVD S	LAS VEGAS	NV	89109	804	\$ 513,177	\$ 4,050,024.14	905	\$ 579,660	\$ 1,879,743	1,709	\$ 1,126,899	\$ 5,929,767	\$ 7,202,597
NEVADA RESTAURANT SERVICES INC	Neither 4a or 4b Benefits Provided	PO BOX 93835	LAS VEGAS	NV	89158	804	\$ 513,177	\$ 4,050,024.14	905	\$ 579,660	\$ 1,879,743	1,709	\$ 1,126,899	\$ 5,929,767	\$ 7,202,597
MANDALAY CORP	Form 5500 Not Filed	4882 FRANK SINATRA DR	LAS VEGAS	NV	89158	804	\$ 513,177	\$ 4,050,024.14	905	\$ 579,660	\$ 1,879,743	1,709	\$ 1,126,899	\$ 5,929,767	\$ 7,202,597
VALLEY HEALTH SYSTEM LLC	Form 5500 Not Filed	367 S GULPHR RD	KING OF PRUSSIA	PA	19406	802	\$ 506,628	\$ 3,830,549.69	864	\$ 556,083	\$ 1,850,458	1,666	\$ 1,112,111	\$ 5,681,053	\$ 6,949,554
DEERY PALACE INC	Form 5500 Not Filed	PO BOX 283 NUC EXPRESS	ST LOUIS	MO	63166	802	\$ 506,628	\$ 3,830,549.69	864	\$ 556,083	\$ 1,850,458	1,666	\$ 1,112,111	\$ 5,681,053	\$ 6,949,554
TERRIBLE HERBS LTD	Neither 4a or 4b Benefits Provided	PO BOX 99317	ST LOUIS	MO	63166	802	\$ 506,628	\$ 3,830,549.69	864	\$ 556,083	\$ 1,850,458	1,666	\$ 1,112,111	\$ 5,681,053	\$ 6,949,554
BELLAGO A NEVADA LLC	Form 5500 Not Filed	4882 FRANK SINATRA DR	LAS VEGAS	NV	89158	786	\$ 506,628	\$ 3,830,549.69	864	\$ 556,083	\$ 1,850,458	1,666	\$ 1,112,111	\$ 5,681,053	\$ 6,949,554
STANBUCKS CORPORATION	Neither 4a or 4b Benefits Provided	PO BOX 283 NUC EXPRESS	ST LOUIS	MO	63166	786	\$ 506,628	\$ 3,830,549.69	864	\$ 556,083	\$ 1,850,458	1,666	\$ 1,112,111	\$ 5,681,053	\$ 6,949,554
NEVADA PROPERTY LLC	Neither 4a or 4b Benefits Provided	3904 LAS VEGAS BLVD S	LAS VEGAS	NV	89139	782	\$ 502,478	\$ 3,454,693.17	892	\$ 574,881	\$ 1,872,626	1,674	\$ 1,126,899	\$ 5,077,321	\$ 6,205,180
ALBERTSONS INC	Neither 4a or 4b Benefits Provided	250 E PARKER BLVD	BOISE	ID	83706	778	\$ 505,059	\$ 3,474,644.62	815	\$ 499,766	\$ 1,611,309	1,493	\$ 974,825	\$ 5,086,948	\$ 6,060,772
OPTUM SERVICES INC	Form 5500 Not Filed	9000 BEND DR	MINNEAPOLIS	MN	55443	772	\$ 491,788	\$ 3,051,883.62	784	\$ 497,840	\$ 1,731,026	1,556	\$ 985,626	\$ 4,782,910	\$ 5,954,516
HEMP HILL T.L.A. INC	4a or 4b Benefits Provided	2455 PACES FERRY RD SE	ATLANTA	GA	30329	760	\$ 488,244	\$ 3,029,894.23	828	\$ 532,809	\$ 1,878,623	1,588	\$ 1,011,413	\$ 4,908,517	\$ 5,920,146
TARGET CORPORATION	Neither 4a or 4b Benefits Provided	PO BOX 283 NUC EXPRESS	ST LOUIS	MO	63166	752	\$ 484,156	\$ 3,029,894.23	828	\$ 532,809	\$ 1,878,623	1,588	\$ 1,011,413	\$ 4,908,517	\$ 5,920,146
PEPPERWINE CASINOS INC	Neither 4a or 4b Benefits Provided	380 BRINKNAY AVE STE B	RENO	NV	89509	628	\$ 411,772	\$ 2,549,278.03	822	\$ 527,750	\$ 1,635,785	1,450	\$ 959,522	\$ 4,185,063	\$ 5,144,585
ASCENDING INC	Neither 4a or 4b Benefits Provided	3545 KAMARUWA DR	LAS VEGAS	NV	89169	605	\$ 387,605	\$ 2,427,020.08	717	\$ 455,145	\$ 1,388,438	1,322	\$ 810,290	\$ 3,816,458	\$ 4,626,748
PARK MGM LLC	Form 5500 Not Filed	6385 S RAINBOW BLVD STE 500	LAS VEGAS	NV	89138	569	\$ 359,031	\$ 2,571,236.23	686	\$ 427,871	\$ 1,579,480	1,255	\$ 807,302	\$ 4,109,916	\$ 4,998,818
SMOHA NEVADA, LLC	Form 5500 Not Filed	4311 W FLAMINGO ROAD	LAS VEGAS	NV	89103	550	\$ 345,475	\$ 2,902,672.39	507	\$ 323,577	\$ 1,083,245	1,057	\$ 780,502	\$ 3,986,217	\$ 4,766,220
MASTERCARD INC	4a or 4b Benefits Provided	3605 N MAIN ST	CRINGFIELD	TN	38555	527	\$ 334,527	\$ 1,936,330.32	491	\$ 306,301	\$ 1,148,834	1,018	\$ 713,341	\$ 3,805,144	\$ 4,655,864
UNITED NEVADA INC	Form 5500 Not Filed	PO BOX 283 NUC EXPRESS	ST LOUIS	MO	63166	527	\$ 334,527	\$ 1,936,330.32	491	\$ 306,301	\$ 1,148,834	1,018	\$ 713,341	\$ 3,805,144	\$ 4,655,864
NBC-NEVADA MERCHANDISE INC	Form 5500 Not Filed	7700 COCHITUATE DR	FRAMINGHAM	MA	01701	527	\$ 334,527	\$ 1,936,330.32	491	\$ 306,301	\$ 1,148,834	1,018	\$ 713,341	\$ 3,805,144	\$ 4,655,864
SNHU CORP	Form 5500 Not Filed	1510 WEST LOOP S	HOUSTON	TX	77027	519	\$ 331,473	\$ 2,501,768.58	543	\$ 346,275	\$ 1,153,682	1,062	\$ 783,568	\$ 3,655,453	\$ 4,439,418
NEVADA STATE OF AMERICA	Neither 4a or 4b Benefits Provided	1640 N VIRGINIA ST RM3 020	RENO	NV	89527	519	\$ 331,473	\$ 2,501,768.58	543	\$ 346,275	\$ 1,153,682	1,062	\$ 783,568	\$ 3,655,453	\$ 4,439,418
PANASONIC CORP OF AMERICA	Neither 4a or 4b Benefits Provided	PO BOX 66744 NUC EXPRESS	ST LOUIS	MO	63166	504	\$ 320,759	\$ 1,488,073.64	609	\$ 388,230	\$ 1,134,043	1,113	\$ 768,889	\$ 3,611,117	\$ 4,381,106
MY CONTRACT TRANSPORTATION INC	Form 5500 Not Filed	PO BOX 283 NUC EXPRESS	ST LOUIS	MO	63166	516	\$ 328,879	\$ 1,648,814.37	526	\$ 337,847	\$ 903,637	1,042	\$ 786,726	\$ 3,552,453	\$ 4,339,177
RENOVA REGIONAL MEDICAL CENTER	Neither 4a or 4b Benefits Provided	1145 S RENOVA BLVD	LAS VEGAS	NV	89502	492	\$ 312,744	\$ 1,620,840.00	507	\$ 322,644	\$ 984,066	1,000	\$ 745,388	\$ 3,604,906	\$ 4,289,244
THE VEGAS CASINO-HOTEL LLC	Form 5500 Not Filed	3400 LAS VEGAS BLVD S	LAS VEGAS	NV	89109	492	\$ 312,744	\$ 1,620,840.00	507	\$ 322,644	\$ 984,066	1,000	\$ 745,388	\$ 3,604,906	\$ 4,289,244
CLARK COUNTY	Form 5500 Not Filed	PO BOX 551210	LAS VEGAS	NV	89155	434	\$ 281,904	\$ 1,385,974.15	529	\$ 326,709	\$ 998,229	1,063	\$ 793,613	\$ 3,384,403	\$ 4,094,018
SILVER STATE LLC	Neither 4a or 4b Benefits Provided	3120 S DURANGO DR STE 305	RENO	NV	89517	544	\$ 346,152	\$ 1,908,801.40	593	\$ 347,517	\$ 1,149,162	1,137	\$ 804,699	\$ 3,077,963	\$ 3,884,644
LOHAS KONG CENTER LLC	Form 5500 Not Filed	PO BOX 23676 NERDST VY	DALLAS	TX	75222	344	\$ 224,786	\$ 1,135,253.76	515	\$ 340,725	\$ 1,135,253.76	859	\$ 565,511	\$ 2,270,507	\$ 2,899,844
WASHOE COUNTY SCHOOL DISTRICT	Form 5500 Not Filed	2377 CHENNAW BLVD STE 270	TORRANCE	CA	90501	489	\$ 319,444	\$ 2,236,746.40	555	\$ 339,763	\$ 1,030,555	1,044	\$ 689,147	\$ 2,327,301	\$ 2,976,497
CIRCA RESORTS LLC	Form 5500 Not Filed	8 FLEMING ST	LAS VEGAS	NV	89101	541	\$ 357,522	\$ 2,451,641.71	432	\$ 285,862	\$ 858,590	973	\$ 601,384	\$ 3,314,244	\$ 3,972,878
LOTUS SEEDS CORPORATION	Neither 4a or 4b Benefits Provided	9127 S FIDELITY ST	INDIANAPOLIS	IN	46216	455	\$ 297,326	\$ 1,621,128.00	511	\$ 327,616	\$ 991,231	1,026	\$ 729,842	\$ 3,612,331	\$ 4,341,146
DAL GLOBAL SERVICES INC	Form 5500 Not Filed	PO BOX 283 NUC EXPRESS	ST LOUIS	MO	63166	465	\$ 298,684	\$ 1,045,011.15	477	\$ 316,889	\$ 1,074,206	942	\$ 634,583	\$ 2,119,049	\$ 2,821,612
RAMPARTS, INC	Form 5500 Not Filed	4882 FRANK SINATRA DR	ST LOUIS	MO	63166	465	\$ 298,684	\$ 1,045,011.15	477	\$ 316,889	\$ 1,074,206	942	\$ 634,583	\$ 2,119,049	\$ 2,821,612
PARIS LAS VEGAS	Form 5500 Not Filed	4882 FRANK SINATRA DR	ST LOUIS	MO	63166	465	\$ 298,684	\$ 1,045,011.15	477	\$ 316,889	\$ 1,074,206	942	\$ 634,583	\$ 2,119,049	\$ 2,821,612
WALGREEN CO	Neither 4a or 4b Benefits Provided	PO BOX 283 NUC EXPRESS	ST LOUIS	MO	63166	465	\$ 298,684	\$ 1,045,011.15	477	\$ 316,889	\$ 1,074,206	942	\$ 634,583	\$ 2,119,049	\$ 2,821,612
GAUGHAN SOUTH LLC	4a or 4b Benefits Provided	PO BOX 283 NUC EXPRESS	ST LOUIS	MO	63166	393	\$ 251,077	\$ 1,899,556.48	469	\$ 301,379	\$ 984,200	862	\$ 602,456	\$ 2,873,846	\$ 3,476,304
MANORAMA SECURITY CORPORATION	Form 5500 Not Filed	5800 S EASTERN AVE STE 210	LAS VEGAS	NV	89119	457	\$ 294,724	\$ 1,906,672.07	353	\$ 203,765	\$ 808,389	810	\$ 598,479	\$ 2,715,061	\$ 3,315,460
GWINN INC	Form 5500 Not Filed	PO BOX 283 NUC EXPRESS	ST LOUIS	MO	63166	491	\$ 319,658	\$ 1,900,213.04	440	\$ 271,774	\$ 810,290	931	\$ 577,382	\$ 2,715,659	\$ 3,289,991
NEW CASTLE CORPORATION	Form 5500 Not Filed	4882 FRANK SINATRA DR	LAS VEGAS	NV	89158	486	\$ 304,508	\$ 1,732,181.45	446	\$ 304,508	\$ 936,628	816	\$ 578,936	\$ 2,668,812	\$ 3,247,748
PANDA EXPRESS INC	Form 5500 Not Filed	1683 WALNUT GROVE AVE	ROSEMARE	CA	91740	480	\$ 304,508	\$ 1,732,181.45	446	\$ 304,5					

Appendices

Company Name	Form 5500	Address	City	State	Zip	Employees on Medicaid			Dependents on Medicaid			Total Employees and Dependents					
						Number	State Cost	Federal Cost	Number	State Cost	Federal Cost	Number	State Cost	Federal Cost	Cost		
MAVERICK INC	Form 5500 Not Filed	PO BOX 173836 NEMU UTILITY	DENVER	CO	80517	296	5	214,080	1,176,465.86	247	5	445,145	543	971,851	1,623,631	1,993,463	
PHM VILL	Form 5500 Not Filed	ONE CAESARS PALACE DR	LAS VEGAS	NV	89109	236	5	188,235	1,092,045.05	266	5	174,841	522,805	502	863,076	1,614,850	1,977,926
EREL INC	4A or 4U Benefits Provided	PO BOX 351667 MEMPH ELISE	WESTMINSTER	CO	80035	234	5	182,816	1,114,282.66	240	5	165,472	486,818	484	334,288	1,608,100	1,994,290
NINECARE EDUCATION LLC	4A or 4U Benefits Provided	1650 NE HOLLADAY ST FL 3H	SPRINGFIELD	OR	97131	232	5	174,517	1,075,288.88	263	5	174,517	486,283	525	369,074	1,556,773	1,929,025
UDABA CONDO HOTEL LLC	Form 5500 Not Filed	4881 Frank Sinatra Dr	LAS VEGAS	NV	89158	231	5	173,538	1,007,875.47	303	5	195,043	545,586	540	368,581	1,553,431	1,922,012
BRADY UNIVER SERVICES LLC	Form 5500 Not Filed	1 W MAPLEDAVE AVE	NORTH LAS VEGAS	NV	89030	230	5	162,853	1,188,595.64	189	5	129,272	414,362	404	292,125	1,600,558	1,983,683
BRADY UNIVER SERVICES LLC	Form 5500 Not Filed	PO BOX 283 NUC EXPRESS	LAS VEGAS	NV	89129	229	5	183,351	1,036,186.66	242	5	163,736	468,140	471	326,551	1,489,879	1,888,399
NORTH WEST HOSPITAL	Form 5500 Not Filed	1409 E LAKE MEAD BLVD	NORTH LAS VEGAS	NV	89030	214	5	190,931	1,079,833.28	208	5	155,411	459,105	420	346,142	1,538,941	1,885,283
NEVADA CVS PHARMACY LLC	Form 5500 Not Filed	ONE CVS DR MAIL DROP 32062A	WOODS/CROSSING	TX	78955	204	5	163,404	1,012,662.05	253	5	159,775	534,308	517	323,179	1,546,970	1,870,148
SEAFLEX PHARMACY LLC	4A or 4U Benefits Provided	PO BOX 2188 DEPT 80204 R	PHOENIX	AZ	85003	203	5	157,263	1,017,269.68	254	5	162,799	543,162	414	293,508	1,527,501	1,868,088
SEAFLEX PHARMACY LLC	Form 5500 Not Filed	5455 S HIGH ST STE 111	PHOENIX	AZ	85054	203	5	176,293	1,197,957.18	159	5	110,213	380,551	405	286,505	1,278,506	1,850,014
PRECISION OPINION INC	Form 5500 Not Filed	3410 S MARLBAM PKWY STE 450	LAS VEGAS	NV	89169	202	5	181,801	1,300,090.94	136	5	92,428	287,805	285	274,249	1,587,455	1,861,705
ORILEY AUTO ENTERPRISES LLC	Form 5500 Not Filed	PO BOX 1156	SPRINGFIELD	MO	65801	202	5	141,338	912,528.31	195	5	174,690	611,096	423	318,028	1,543,664	1,886,682
RS LV NEWCO LLC	Form 5500 Not Filed	PO BOX 283	SAN DIEGO	CA	92108	202	5	160,065	992,868.92	207	5	148,443	355,673	419	308,098	1,479,561	1,789,500
TEG STAFFING INC	Form 5500 Not Filed	2385 NORTHSIDE DR STE 450	SAN DIEGO	CA	92108	202	5	177,843	1,145,375.43	202	5	124,906	387,569	464	302,749	1,532,944	1,835,691
HOTSPUR RESORTS NEVADA LTD	Form 5500 Not Filed	PO BOX 283 NUC EXPRESS	ST LOUIS	MO	63166	200	5	145,295	1,100,181.35	192	5	133,888	454,038	402	279,093	1,554,205	1,833,294
ABSOLUTE DENTAL GROUP LLC	Form 5500 Not Filed	8370 W CHEVENE AVENUE STE 103	LAS VEGAS	NV	89129	200	5	166,613	839,290.07	231	5	210,917	601,831	537	377,528	1,441,181	1,818,700
ARK LAS VEGAS RESTAURANT CORP	Form 5500 Not Filed	2 MARINE VIEW PLZ STE 6	HOBOKEN	NI	70300	200	5	169,876	1,179,550.96	176	5	131,181	354,493	426	283,067	1,534,044	1,817,111
WALGREEN PHARMACY SERVICE MIDWEST LLC	Form 5500 Not Filed	300 WHAMDT RD M53801	DEERFIELD	IL	60015	200	5	159,129	970,760.74	253	5	164,547	506,148	500	323,676	1,476,909	1,800,586
COX COMMUNICATIONS INC	Form 5500 Not Filed	PO BOX 73496NARBANITTASSOC	GARDEN CITY	TX	75130	200	5	177,993	986,709.97	265	5	156,633	434,217	405	334,906	1,462,879	1,791,780
MENTOR MANAGEMENT INC	Form 5500 Not Filed	PO BOX 66744 NUC EXPRESS	ST LOUIS	MO	63166	200	5	160,510	1,058,346.77	235	5	154,428	450,231	455	314,938	1,478,578	1,793,513
ANTHROPOLOGIE INC	Form 5500 Not Filed	5000 S BROAD ST	PHILADELPHIA	PA	19112	200	5	131,971	880,297.38	170	5	204,110	572,624	372	336,081	1,452,921	1,789,002
MCDONALDS RESTAURANTS OF NEV	Form 5500 Not Filed	PO BOX 283 NUC EXPRESS	ST LOUIS	MO	63166	200	5	151,773	813,072.48	292	5	197,978	619,780	524	349,751	1,448,833	1,788,584
WARM SPRINGS ROAD CVS LLC	Form 5500 Not Filed	1105 DR H #10230	ST LOUIS	MO	63166	200	5	160,065	992,868.92	207	5	148,443	355,673	419	308,098	1,479,561	1,789,500
CIRCLE K STORES INC	Form 5500 Not Filed	PO BOX 283 NUC EXPRESS	ST LOUIS	MO	63166	200	5	164,397	1,048,520.33	191	5	143,934	405,977	403	308,431	1,454,497	1,762,828
US BANK NATIONAL ASSOCIATION	Form 5500 Not Filed	PO BOX 283 NUC EXPRESS	ST LOUIS	MO	63166	200	5	146,371	967,631.58	235	5	202,016	690,027	408	302,407	1,357,923	1,750,327
CATERBURY HOLDINGS LLC	Form 5500 Not Filed	1435 W CHEVENE AVENUE STE 101	NORTH LAS VEGAS	NV	89129	200	5	183,351	1,036,186.66	242	5	163,736	468,140	471	326,551	1,489,879	1,888,399
LVGV LLC	Form 5500 Not Filed	PO BOX 283 NUC EXPRESS	ST LOUIS	MO	63166	200	5	155,361	973,619.19	221	5	148,358	457,109	428	310,719	1,430,861	1,734,581
ROBERT HAUF INC	Form 5500 Not Filed	2611 CAMINO RAMON	SAN RAMON	CA	94583	200	5	207,857	1,158,449.45	153	5	98,317	265,088	379	306,174	1,423,517	1,729,711
BBW RESOURCES INC	Form 5500 Not Filed	PO BOX 283 NUC EXPRESS	ST LOUIS	MO	63166	200	5	160,510	1,058,346.77	235	5	154,428	450,231	455	314,938	1,478,578	1,793,513
BAW RESOURCES INC	Form 5500 Not Filed	1 GLENKAT PKWY FL 500	ATLANTA	GA	30328	200	5	158,688	924,856.80	204	5	156,392	473,148	437	316,080	1,395,051	1,712,125
BANISTAD US LLC	Form 5500 Not Filed	150 PRESIDENTIAL WAY A 3	WOBURN	MA	1801	200	5	190,607	1,005,476.20	176	5	130,291	379,284	190	131,886	1,384,760	1,706,625
FAMILY DOLLAR INC	Form 5500 Not Filed	PO BOX 283 NUC EXPRESS	ST LOUIS	MO	63166	200	5	151,167	966,633.57	235	5	155,512	438,249	462	286,679	1,404,873	1,699,534
CARMALTO SUPERSTORES INC	Form 5500 Not Filed	12400 LUCKENBACH CIRCLE PKWY	RICHMOND	VA	23138	200	5	193,863	1,085,868.88	233	5	165,864	458,281	464	307,706	1,379,624	1,684,933
WIMCO HOLDINGS INC	Form 5500 Not Filed	PO BOX 57305	BOISE	ID	83705	200	5	140,481	978,769.05	176	5	127,594	348,993	380	267,075	1,407,362	1,679,438
COSTCO WHOLESALE CORP	Form 5500 Not Filed	PO BOX 66507	SAN JOSE	CA	95126	200	5	145,212	808,212.67	259	5	164,290	566,313	464	289,802	1,374,566	1,664,366
AMERICAN BARRISTER INC	Form 5500 Not Filed	435 S SWEETBROW BLVD #100	ST LOUIS	MO	63166	200	5	152,521	924,272.22	236	5	160,428	469,282	466	324,899	1,483,168	1,778,688
DOLLAR TREE STORES INC	Form 5500 Not Filed	PO BOX 283 NUC EXPRESS	ST LOUIS	MO	63166	200	5	145,473	963,541.00	171	5	116,775	405,841	350	262,488	1,369,388	1,631,886
BIO PROPERTIES LLC	Form 5500 Not Filed	PO BOX 283 NUC EXPRESS	ST LOUIS	MO	63166	200	5	145,238	919,305.89	204	5	139,608	425,519	408	284,296	1,344,625	1,628,921
MOATY RESTAURANT CASINOS	Form 5500 Not Filed	PO BOX 283 NUC EXPRESS	LAS VEGAS	NV	89129	200	5	154,281	957,742.22	200	5	143,281	392,281	399	282,881	1,432,881	1,725,162
DROCK GAMING LLC	Form 5500 Not Filed	1 FREMONT ST	LAS VEGAS	NV	89101	200	5	119,313	976,531.57	182	5	117,352	384,619	395	274,475	1,351,513	1,637,620
UNITED AMERICAN SECURITY LLC	Form 5500 Not Filed	1699 S HANLEY RD STE 350	SAN JOSE	CA	95144	200	5	160,419	1,055,338.70	142	5	97,557	303,925	383	257,976	1,358,264	1,616,239
LAS VEGAS PEZZA LLC	Form 5500 Not Filed	9720 W TROPICANA AVE STE 100	LAS VEGAS	NV	89147	200	5	146,099	913,859.23	168	5	128,784	404,744	365	274,883	1,338,603	1,614,486
ENTERPRISE LEASING COMPANY-WE	Form 5500 Not Filed	1855 W BERMUDA AVE	IRVING	TX	75039	200	5	133,947	835,392.1	161	5	113,447	345,739	184	130,766	1,291,708	1,591,708
HAPPY ONE INC	Form 5500 Not Filed	13601 VIA VARRA	BROOKFIELD	CO	80020	200	5	129,480	842,181.23	220	5	154,484	466,130	410	283,964	1,308,331	1,592,296
SURGE STAFFING LLC	Form 5500 Not Filed	14 EASTON OVAL	COLUMBIUS	OH	43129	200	5	175,104	1,047,749.07	175	5	83,395	271,448	433	238,694	1,310,204	1,577,720
PROGRESSIVE CASUALTY INSURANCE	Form 5500 Not Filed	PO BOX 7480 NARBANITTASSOC	GARDEN CITY	TX	75130	200	5	175,104	1,047,749.07	175	5	83,395	271,448	433	238,694	1,310,204	1,577,720
GOLDEN GATE PETROLEUM OF NEVA	Form 5500 Not Filed	16480 WEDGE PKWY STE 400	RENO	NV	89511	200	5	141,876	991,738.21	155	5	96,603	307,789	357	237,939	1,296,507	1,534,446
CUSTOMER CONTACT CHANNELS INC	Form 5500 Not Filed	3400 LAKEWOOD DR STE 515	MIRAMAR	FL	33027	200	5	129,674	861,933.47	203	5	135,824	402,888	417	265,498	1,264,821	1,530,319
PERFORMANCE CONTRACTING INC	Form 5500 Not Filed	11145 THOMPSON AVE	LAS VEGAS	NV	89129	200	5	173,793	1,040,059.05	164	5	140,481	397,273	371	254,253	1,329,273	1,620,027
SOEIL MANAGEMENT LLC	Form 5500 Not Filed	7200 LAS VEGAS BLVD S STE A	LAS VEGAS	NV	89119	200	5	137,490	839,517.13	180	5	130,584	418,338	377	268,074	1,257,873	1,525,504
LEVI STRAUSS & CO	Form 5500 Not Filed	PO BOX 283 NUC EXPRESS	ST LOUIS	MO	63166	200	5	130,913	864,714.72	192	5	122,670	397,969	395	253,583	1,257,684	1,511,267
LONG LANGMUIR MCO INC	Form 5500 Not Filed	1505 157 AVE	NEW YORK	NY	10016	200	5	127,228	696,927.97	194	5	182,411	498,078	389	269,679	1,195,006	1,504,665
TWOBILO INC	Form 5500 Not Filed	PO BOX 283 NUC EXPRESS	ST LOUIS	MO	63166	200	5	115,510	697,650.80	205	5	207,676	625,381	430	319,186	1,177,407	1,496,993
STATION QW ACQUISITION LLC	Form 5500 Not Filed	PO BOX 283 NUC EXPRESS	ST LOUIS	MO	63166	200	5	139,730	903,870.67	170	5	110,040	341,495	364	249,570	1,245,366	1,495,135
SUTHERLAND GLOBAL SERVICES INC	Form 5500 Not Filed	PO BOX 6674 NUC/MTALX	ST LOUIS	MO	63166	200	5	146,810	729,607.25	239	5	157,876	473,961				

Appendices

Company Name	Form 5500	Address	City	State	Zip	Employees on Medicaid			Dependents on Medicaid			Total Employees and Dependents					
						Number	State Cost	Federal Cost	Number	State Cost	Federal Cost	Number	State Cost	Federal Cost	Cost		
KG5 RESEARCH INC	Form 5500 Not Filed	1060 E FLAMINGO RD STE E130	LAS VEGAS	NV	89119	149	5	110,636	755,212.64	105	5	204,409	254	5	1,865,907	959,633	1,146,529
WORKS COMPANY INC THE	Neither 4A or 4B Benefits Provided	5918 STONERIDGE MALL DR	PLEASANTON	CA	94588	161	91,409	624,324.83	134	34	87,498	334,989	295	178,547	959,234	1,137,871	
LIBERTY DENTAL PLAN OF NEVADA	Form 5500 Not Filed	340 COMMWEDGE BLDG	IRVINE	CA	92602	91	95,506	442,776.11	117	5	178,503	429,695	208	264,009	954,288	1,146,840	
AMERICAN RESIDENT LP	Neither 4A or 4B Benefits Provided	23075 PARK SORRENTO STE 300	SAN DIEGO	CA	92102	140	1,131,991	1,131,991	140	0	0	0	280	0	895,529	1,131,991	
MOLINA HEALTH CARE INC	4A or 4B Benefits Provided	200 OCEANGATE STE 100	LONG BEACH	CA	90802	135	127,684	646,138.56	139	6	88,253	268,270	274	215,937	914,409	1,130,346	
PETCO ANIMAL SUPPLIES INC	Form 5500 Not Filed	1000 OCEANGATE STE 100	ST LOUIS	MO	63166	144	116,749	601,025.07	151	2	96,741	311,480	295	211,490	913,505	1,123,995	
VOLUMEONE INC	Form 5500 Not Filed	1 BOURBONNE PT STE 100	GREENVILLE	SC	29615	137	99,000	748,000.00	90	0	0	0	227	0	960,691	1,122,370	
RES RESTAURANT OPERATIONS COM	Form 5500 Not Filed	1775 CENTRAL AVE STE 300	HUNTINGTON BEACH	CA	92647	159	99,494	611,849.30	145	3	98,858	306,439	304	138,256	920,678	1,119,030	
BANNER HEALTH SYSTEM	Neither 4A or 4B Benefits Provided	144 N 12TH STREET	PHOENIX	AZ	85006	140	14,990	109,656.84	40	5	309,106	684,339	89	234,962	739,990	1,115,092	
THE FAIR OCEAN GROUP INC	Form 5500 Not Filed	4575 W CHARLSTON BLVD	LAS VEGAS	NV	89109	143	127,105	524,628.94	159	5	103,663	282,529	302	205,218	948,529	1,110,619	
TTFC AT HOME LLC	Form 5500 Not Filed	9197 S PEORIA ST	ENGLEWOOD	CO	80112	140	126,278	611,997.68	131	3	98,809	276,451	273	225,687	885,445	1,111,533	
ACELLERO LEARNING CLARK COUNTY	Form 5500 Not Filed	4366 W CHEYENNE AVE	N LAS VEGAS	NV	89032	115	87,438	586,120.92	170	2	114,481	374,613	285	201,919	910,734	1,112,652	
DESERT FLOUR LLC	Form 5500 Not Filed	PO BOX 609	FRISCO	CO	80443	130	127,965	861,129.79	110	3	105,255	510,508	220	238,220	871,868	1,109,854	
CAPITAL ONE SERVICES LLC	Form 5500 Not Filed	1480 CAPITAL ONE DR	IRVING	TX	75039	104	132,746	690,569.51	179	5	107,700	284,474	399	216,516	864,981	1,109,949	
JERRY'S NUGGET INC	Neither 4A or 4B Benefits Provided	1821 LAS VEGAS BLVD NORTH	N LAS VEGAS	NV	89009	131	102,591	738,212.64	91	6	65,652	194,009	231	268,245	932,222	1,100,467	
TRUSA INC	4A or 4B Benefits Provided	5295 S COMMERCE DR STE 600	MURRAY	UT	84107	146	107,071	582,697.93	144	4	100,521	301,106	290	207,592	883,864	1,099,395	
URGENT CARE NEVADA, LLC	Form 5500 Not Filed	4575 W CHARLSTON BLVD	LAS VEGAS	NV	89109	143	127,105	524,628.94	159	5	103,663	282,529	302	205,218	897,155	1,087,273	
TOPGOLF FAYROLL SERVICES LLC	Form 5500 Not Filed	8750 N CENTRAL EXPY STE 1300	DALLAS	TX	75231	166	108,055	671,805.48	118	5	74,919	228,758	284	182,978	880,563	1,083,540	
BEDABOX LLC	Form 5500 Not Filed	201 NW 22ND AVE	FORT LAUDERDALE	FL	33311	157	139,743	649,725.01	106	5	73,720	231,100	263	193,463	880,825	1,074,288	
VCS YELLOW OPERATIONS LLC	Form 5500 Not Filed	5235 W POST RD	LAS VEGAS	NV	89119	98	75,233	628,624.72	120	3	74,363	283,586	218	150,096	923,521	1,073,613	
BD INVESTMENTS	Form 5500 Not Filed	PO BOX 50877	HENDERSON	NV	89016	116	5	445,560.47	128	5	134,631	416,000	244	208,950	851,560	1,059,951	
CONTEMPORARY SERVICES CORPORA	Neither 4A or 4B Benefits Provided	17101 SUPERIOR ST	NORTHRIERGE	CA	91325	142	97,117	665,203.63	118	7	74,007	233,133	260	173,184	898,357	1,069,541	
SPARKS FAMILY HOSPITAL INC	Form 5500 Not Filed	PO BOX 283 NUC EXPRESS	ST LOUIS	MO	63166	128	5	128,800	653,052.26	117	5	81,451	207,613	245	206,511	862,665	1,069,176
VCS CHECKER OPERATIONS LLC	Form 5500 Not Filed	5235 W POST RD	LAS VEGAS	NV	89119	104	5	635,719.80	105	5	68,370	284,200	209	147,176	919,983	1,067,150	
GLOBAL EXPERIENCE SPECIALISTS	Neither 4A or 4B Benefits Provided	7190 S TENAYA WAY STE 100	IRVING	NV	89113	127	5	106,487	697,573.07	88	6	62,172	194,496	215	194,496	892,069	1,060,728
SELECT-A-SERVICE	Form 5500 Not Filed	18100 VON KARMAN AVE STE 1000	IRVING	CA	92612	126	5	92,997	673,616.67	98	2	69,883	223,041	214	162,880	896,652	1,059,532
ST MONDIZ SERVICE SERVICES I	Neither 4A or 4B Benefits Provided	4600 CARTON BLVD	OTTUMBOURG	IA	52501	124	5	668,809.52	111	5	68,809	247,877	235	187,697	927,457	1,059,663	
PARAGON TROPICANA, INC	Neither 4A or 4B Benefits Provided	115 E TROPICANA AVE	LAS VEGAS	NV	89109	115	88,404	598,361.23	134	2	87,063	278,922	246	175,112	871,343	1,052,456	
SPEDART MART INC	Form 5500 Not Filed	1188 WIGWAM PKWY	HENDERSON	NV	89074	142	5	97,193	698,685.27	100	5	61,912	194,497	242	159,105	891,182	1,052,289
NUMERUS THERAPY LLC	Form 5500 Not Filed	11000 PARKWAY BLVD	HENDERSON	NV	89012	126	99,215	623,428.88	126	5	68,428	248,688	252	165,899	878,733	1,049,688	
DESIMONE GAMING INC	Neither 4A or 4B Benefits Provided	1742 W HORIZON DRIVE PEWEE STE 100	HENDERSON	NV	89012	114	5	89,430	678,034.81	95	5	66,481	211,606	209	155,911	889,701	1,045,612
RELIABLE HEALTH CARE EMPLOYEE	Form 5500 Not Filed	5705 SEPULVEDA BLVD	CULVER CITY	CA	90230	136	5	104,476	610,970.80	132	2	84,022	238,819	268	188,498	889,790	1,038,288
RHINO NEVADA LLC	Form 5500 Not Filed	PO BOX 16781	IRVING	AZ	85280	142	5	91,800	745,181.58	62	4	44,120	151,491	204	135,900	900,673	1,038,572
CAPITAL ONE	Form 5500 Not Filed	PO BOX 283 NUC EXPRESS	ST LOUIS	MO	63166	128	5	128,800	653,052.26	117	5	81,451	207,613	245	206,511	862,665	1,038,572
CALIFORNIA HOTEL & CASINO	Form 5500 Not Filed	PO BOX 283 NUC EXPRESS	ST LOUIS	MO	63166	128	5	84,255	625,951.15	98	2	67,124	253,000	208	153,879	889,076	1,033,357
NYE COUNTY SCHOOL DISTRICT	Form 5500 Not Filed	PO BOX 283 NUC EXPRESS	ST LOUIS	MO	63166	135	5	78,378	401,907.87	200	2	126,803	424,755	335	205,181	826,664	1,033,485
HP BRAND LLC	Form 5500 Not Filed	PO BOX 283 NUC EXPRESS	ST LOUIS	MO	63166	127	5	80,200	625,951.15	122	2	71,174	237,129	249	181,468	889,485	1,032,409
VCS STAR OPERATIONS LLC	Form 5500 Not Filed	5235 W POST RD	LAS VEGAS	NV	89119	98	5	67,973	549,383.61	99	3	73,495	334,412	195	141,468	881,796	1,025,264
ARTHUR J GALLAGHER SERVICE COMPANY LLC	Form 5500 Not Filed	2 PIERCE PL FL 23	IRVING	TX	75039	127	5	106,524	579,556.54	127	5	83,951	248,885	254	190,115	829,372	1,019,486
HOPE TEACHING	Form 5500 Not Filed	3435 W CRAIG RD STE C	NORTH LAS VEGAS	NV	89119	142	5	106,524	579,556.54	127	5	83,951	248,885	254	190,115	829,372	1,019,486
PARAGON ENTERPRISES LLC	Form 5500 Not Filed	ONE PARK PLAZA	NASHVILLE	TN	37203	104	5	75,901	625,027.27	93	5	143,488	389,717	197	239,775	878,576	1,014,554
S&S ACTIVEWEAR	Neither 4A or 4B Benefits Provided	220 REMINGTON BLVD PL 3	BOLINGBROOK	IL	60440	145	5	100,901	635,081.91	111	5	67,795	209,338	256	168,686	844,440	1,013,125
HELP OF SOUTHERN NEVADA	Form 5500 Not Filed	PO BOX 25236 NEMP ADVOCAT	SALT LAKE CITY	UT	84125	108	5	104,591	576,894.43	120	2	86,710	247,388	228	191,841	819,524	1,010,893
CITY OF LAS VEGAS	Form 5500 Not Filed	493 S MAIN ST	IRVING	TX	75002	146	5	87,261	565,827.17	146	5	95,627	312,982	292	182,988	827,286	1,009,282
BONNANO RESTAURANT INC	Form 5500 Not Filed	7251 W SAMARA AVE	LAS VEGAS	NV	89117	149	5	90,419	565,065.68	139	5	89,112	259,943	288	179,521	825,000	1,004,339
HICKS W&J INC	Form 5500 Not Filed	850 BEAR TAVENR RD STE 306	IRVING	TX	75039	141	5	92,844	671,020.33	80	2	54,418	188,839	230	147,822	855,839	1,003,121
SKS LIFE MANAGEMENT LLC	Form 5500 Not Filed	7923 SHARPER PKWY	IRVING	TX	75039	135	5	89,112	612,813.99	135	5	89,112	271,432	270	189,245	820,059	1,001,300
ALLIANT GAMING LLC	Form 5500 Not Filed	7300 ALLIANT PKWY	N LAS VEGAS	NV	89084	118	5	82,120	590,599.59	135	5	80,046	244,807	246	162,366	835,407	997,773
DIGNITY HEALTH	Form 5500 Not Filed	PO BOX 283	ST LOUIS	MO	63166	124	5	98,784	676,512.12	147	5	87,295	235,074	271	186,179	811,586	997,766
CASTLE ROCK HEALTH SERVICES	Neither 4A or 4B Benefits Provided	2825 E COTTONWOOD PKWY STE 360	SALT LAKE CITY	UT	84121	141	5	82,120	612,813.99	135	5	100,668	320,557	276	193,537	793,993	998,500
KARTY NEVADA, LLC	Form 5500 Not Filed	4675 WYNN RD	LAS VEGAS	NV	89103	127	5	95,687	681,271.96	81	3	51,879	165,323	203	147,566	845,455	994,062
ELDORADO RESORTS CORP	Form 5500 Not Filed	2626 E DANDAN PARK BLVD	FT LAUDERDALE	FL	33306	122	5	100,390	669,281.57	81	3	51,106	171,874	211	151,496	841,156	992,652
TROPICANA LAS VEGAS INC	Form 5500 Not Filed	3801 LAS VEGAS BLVD S	LAS VEGAS	NV	89109	116	5	75,830	588,605.52	116	5	75,531	254,524	232	153,961	841,140	992,491
BONNANO FOOD COURTS LLC	Form 5500 Not Filed	7251 W SAMARA AVE	LAS VEGAS	NV	89117	149	5	95,578	368,843.38	99	1	100,292	315,991	209	79,445	891,245	991,250
RELIANCE SECURITY INC	Form 5500 Not Filed	3630 N RANCHO DR	LAS VEGAS	NV	89130	133	5	82,919	629,982.15	92	2	64,876	202,724	225	156,815	833,696	989,611
PROSPECT AIRPORT SERVICES INC	4A or 4B Benefits Provided	2130 S WOLF DR	DES PLAINES	IL	60018	133	5	81,373	627,622.92	87	2	60,609	214,795	220	141,982	840,378	989,360
PARSONS PERSONNEL MANAGEMENT SERVICES LLC	Neither 4A or 4B Benefits Provided	3803 STATE ST STE B	SANTA BARBARA	CA	93101	140	5	89,888	553,420.94	85	3	60,021	242,629	225	160,909	794,747	987,656
WOMENS HEALTH ASSOCIATES OF SOUTHERN NEVADA-MARTIN PLLC	Form 5500 Not Filed	8535 HILLWOOD DR STE 130	LAS VEGAS	NV	89134	131	5	94,916	481,251.95	174	1	106,286	295,469	305	201,802	774,721	975,924
CALIFORNIA HOTEL &																	

Appendices

Company Name	Form 5500	Address	City	State	Zip	Employees on Medicaid				Dependents on Medicaid				Total Employees and Dependents			
						Number	State Cost	Federal Cost	Number	State Cost	Federal Cost	Number	State Cost	Federal Cost	Cost		
JACKSONS FOOD STORES INC	4A or 4U Benefits Provided	3450 E COMMERCIAL CT	MERIDIAN	MS	39201	121	90,841	556,558.20	74	44,442	135,847	195	135,273	692,405	837,677		
DTX LAS VEGAS MANAGER LLC	Neither 4A or 4U Benefits Provided	206 N 3RD ST	LAS VEGAS	NV	89101	85	62,406	402,107.13	82	104,821	256,634	167	167,227	568,741	825,869		
WPAH SOUTHERN NEVADA INC	Form 5500 Not Filled	550 BOWIE ST	AUSTIN	TX	78703	120	71,190	481,898.86	94	61,032	203,802	214	132,222	685,706	811,922		
CHARLES W. PRESIDENTIAL SERVICES LLC	Form 5500 Not Filled	2113 W CHRISTENSON BLVD	MEMPHIS	TN	38117	106	59,286	417,281.09	87	44,866	139,461	193	139,461	624,743	811,922		
WALDORF ASTORIA EMPLOYER LLC	Form 5500 Not Filled	75X CROSSROAD LN	MEMPHIS	TN	38117	106	69,495	470,659.59	103	62,557	210,617	209	132,052	681,277	813,328		
MEARS GROUP INC	Form 5500 Not Filled	62734 1501 WARE LAS VEGAS PKWY	COLLINSVILLE	IL	62234	125	77,495	551,272.03	79	42,034	138,535	204	139,439	687,807	807,245		
NEVADAWEST LAS VEGAS LLC	4A or 4U Benefits Provided	1511 WARE LAS VEGAS PKWY	HENDERSON	NV	89011	83	45,000	462,400.00	89	47,429	177,829	172	165,533	643,940	801,245		
NACHO DADDY LLC	Form 5500 Not Filled	1027 S MAIN ST STE 210	DREHAM	NV	89101	133	82,187	519,627.21	74	49,370	150,203	207	135,577	669,900	801,457		
PREMIER EMPLOYEE SOLUTIONS, LLC	4A or 4U Benefits Provided	PO BOX 2489	LAS VEGAS	UT	84059	117	74,253	513,031.87	78	51,459	167,410	195	157,122	674,424	800,135		
5 BURT MANOR	Form 5500 Not Filled	5 BURT MANOR	SPARKS	NV	89126	121	61,256	468,233.82	92	51,206	170,564	213	122,462	688,250.01	811,922		
MINT CASINO INC	Form 5500 Not Filled	100 LEGIONS BAY DR	SPARKS	NV	89134	107	72,713	513,234.83	80	50,179	151,918	187	123,092	655,151	798,244		
THE OF NEVADA II AT DESERT LN	Form 5500 Not Filled	PO BOX 280100 VTHOMAS & T	NASHVILLE	TN	37278	102	68,815	380,596.69	112	84,407	242,328	214	163,222	622,925	786,147		
LOU LOBSTER RESTAURANTS LL	Form 5500 Not Filled	405 S ORANGE AVE STE 800	ORLANDO	FL	32801	98	57,376	498,965.79	83	48,903	165,184	181	126,277	664,100	784,378		
DOUGLEN WEST LLC	Form 5500 Not Filled	PO BOX 283 NUC EXPRESS	ST LOUIS	MO	63166	99	59,744	418,281.09	114	75,812	229,667	213	135,574	647,939	783,561		
MOON COVE HEALTHCARE INC	Form 5500 Not Filled	1180 E LAKE MEAD PKWY	HENDERSON	NV	89015	96	78,629	423,959.79	111	67,608	199,847	207	156,237	623,807	780,041		
LINX MEDICINE	Form 5500 Not Filled	3036 W CHARLESTON BLVD STE 100	LAS VEGAS	NV	89102	107	72,221	382,060.71	134	86,357	234,368	241	163,578	614,429	790,007		
STAR NURSERY INC	Form 5500 Not Filled	125 CASABA WAY	HENDERSON	NV	89014	98	74,327	453,889.28	69	53,182	197,471	167	127,364	649,352	778,662		
GOODWILL INDUSTRIES OF SACRAM	Neither 4A or 4U Benefits Provided	8001 FOLSOM BLVD	SACRAMENTO	CA	95836	86	87,239	523,804.10	115	40,974	122,793	155	128,213	645,597	773,810		
TIK COMPANIES, THE	4A or 4U Benefits Provided	770 COCHITUTE RD	FRAMINGHAM	MA	1701	95	62,595	390,133.06	97	70,119	250,847	192	132,714	640,980	773,659		
GRIFFIN EAST LUBE NEVADA LLC	Form 5500 Not Filled	3504 CASABA WAY	HENDERSON	NV	89014	92	51,721	306,028.23	123	88,104	237,728	204	149,906	623,741	773,660		
ARISTOCRAT TECHNOLOGIES INC	4A or 4U Benefits Provided	PO BOX 66744 NUC EXPRESS	ST LOUIS	MO	63166	95	72,751	458,209.19	78	61,141	178,313	173	133,892	638,522	770,414		
HEALTH PLAN OF NEVADA INC	Form 5500 Not Filled	PO BOX 283 NUC EXPRESS	ST LOUIS	MO	63166	94	59,890	421,088.47	113	70,470	186,400	207	162,320	607,243	769,564		
WHITFIELD BULL COMPANY	Form 5500 Not Filled	2000 INDUSTRIAL RD	LOS ANGELES	NV	89102	71	56,454	436,841.37	81	57,495	173,786	154	113,989	656,797	768,746		
SUMMIT BOWL, LLC	Form 5500 Not Filled	10800 WILSHIRE BLVD STE 870	LOS ANGELES	CA	90024	104	85,771	433,420.51	96	65,814	181,137	199	151,885	614,578	766,161		
MASS ELECTRIC CONSTRUCTION CO	Form 5500 Not Filled	11770 ST 1	OHAMA	NE	68137	100	74,994	413,334.43	91	70,814	197,064	191	145,538	616,394	761,222		
BENEFIT SPRING VALLEY, LLC	Form 5500 Not Filled	4655 W CHASE AVE	DENVER	CO	80202	90	62,325	413,548.19	102	63,586	199,249	192	149,166	610,717	759,881		
BONNANO FOOD COURTS II LLC	Form 5500 Not Filled	7251 W. SAHARA AVE	LAS VEGAS	NV	89117	105	66,574	384,289.70	121	77,332	259,990	216	143,960	614,280	758,186		
HUDSON LAS VEGAS VJ	Form 5500 Not Filled	PO BOX 66744 NUC EXPRESS	ST LOUIS	MO	63166	103	68,745	473,030.46	79	49,215	162,533	182	117,940	613,561	753,524		
LANDMARK LODGING HOUSE ABLL	Form 5500 Not Filled	PO BOX 283 NUC EXPRESS	ST LOUIS	MO	63166	96	60,558	413,697.50	112	61,809	172,867	208	144,617	634,511	753,841		
PRESCIA LLC	Form 5500 Not Filled	PO BOX 283 NUC EXPRESS	ST LOUIS	MO	63166	96	65,210	487,026.26	74	49,671	159,742	160	134,881	638,768	751,469		
ROOSTER PHILBERT INC	4A or 4U Benefits Provided	10151 PARK RUM DR	LAS VEGAS	NV	89145	105	58,432	328,854.73	69	101,857	262,345	139	160,289	591,200	751,490		
BIG RESTAURANTS INC	Neither 4A or 4U Benefits Provided	PO BOX 283 NUC EXPRESS	ST LOUIS	MO	63166	106	65,147	428,624.24	83	58,448	198,743	189	123,479	627,367	750,862		
FRENCH CAFE LLC	Form 5500 Not Filled	5435 N OVERLAND RD	CINCINNATI	OH	45240	80	63,773	459,252.27	90	63,586	191,798	173	131,798	618,189	749,889		
THE INV AT LAS VEGAS LLC	Form 5500 Not Filled	PO BOX 280100 VTHOMAS & T	NASHVILLE	TN	37278	87	57,823	457,076.63	90	55,849	160,334	177	132,174	613,413	749,586		
FLOWERS BAKING CO OF HENDERSO	Form 5500 Not Filled	1938 FLOWERS CIRCLE	THOMASVILLE	GA	31757	112	67,823	476,370.13	71	50,260	153,517	183	118,083	629,887	747,970		
ALBERCA VEGAS INC	Neither 4A or 4U Benefits Provided	1514 41ST BURNINGMAN AVE STE 100	IRVINE	CA	92617	91	66,445	475,527.26	91	65,787	192,467	182	122,273	648,760	746,246		
FIRST CASH INC	Form 5500 Not Filled	1107 W 7TH ST	FORT WORTH	TX	76102	111	65,648	369,465.45	106	72,588	217,111	217	138,246	608,013	746,265		
AETNA RESOURCES LLC	Form 5500 Not Filled	151 FARMINGTON AVE	HARTFORD	CT	6156	56	52,386	244,968.60	52	133,500	314,568	108	185,886	559,537	745,423		
ALBERCA VEGAS INC	Form 5500 Not Filled	1514 41ST BURNINGMAN DR STE 100	IRVINE	CA	92617	91	66,445	475,527.26	91	65,787	192,467	182	122,273	648,760	746,246		
ROLLING RIFLES SALES LP	Form 5500 Not Filled	PO BOX 283 NUC EXPRESS	ST LOUIS	MO	63166	46	30,287	159,451.11	65	147,343	372,800	111	177,624	564,311	743,935		
BFS GROUP LLC	Form 5500 Not Filled	6031 CONNECTION DR STE 400	IRVING	TX	75039	93	73,265	390,656.09	111	73,337	230,396	213	146,602	599,012	741,614		
GLOBAL SECURITY CONCEPTS INC	Form 5500 Not Filled	3340 WYNN RD	LAS VEGAS	NV	89102	108	57,407	423,621.52	88	63,856	186,161	186	131,305	609,783	741,088		
TORCANTO HOTEL & CASINO LLC	Form 5500 Not Filled	2531 FLAMINGO RD	LAS VEGAS	NV	89169	83	81,830	509,185.17	51	51,255	133,245	134	115,245	625,513	740,881		
UNITED STATES PHARMACEUTICAL GROUP, LLC	4A or 4U Benefits Provided	1 FINANCIAL PLZ FL 14	FORT LAUDERDALE	FL	33394	149	75,305	432,981.42	85	62,288	177,716	194	137,593	601,697	739,292		
KANSY MANAGEMENT GROUP INC	Form 5500 Not Filled	4010 TECHNOLOGY WAY #E	CARSON CITY	NV	89706	110	70,943	394,277.49	130	72,071	243,799	249	149,014	599,073	739,086		
DOMINION LIFE CORPORATION	Neither 4A or 4U Benefits Provided	7488 W SAHARA AVE STE 105	LAS VEGAS	NV	89117	107	64,895	428,423.42	102	63,482	199,449	209	148,615	587,889	738,989		
LA PETIT ELECTRONIC INC	Form 5500 Not Filled	21333 HAGGERTY DR STE 100	NOVI	MI	48375	85	63,681	365,701.10	103	75,865	248,330	191	139,546	594,091	733,639		
ARROW ELECTRONICS INC	Neither 4A or 4U Benefits Provided	9115 E PANORAMA CIR	CENTENNIAL	MO	63162	98	63,961	394,671.14	125	71,907	200,484	223	135,868	595,157	731,025		
LAUREN INTERNATIONAL INC	Form 5500 Not Filled	PO BOX 283 NUC EXPRESS	ST LOUIS	MO	63166	96	60,257	413,697.50	112	61,809	172,867	208	144,617	634,511	738,989		
LAS VEGAS PAVING CORPORATION	Neither 4A or 4U Benefits Provided	4420 S DECATUR BLVD	LAS VEGAS	NV	89103	145	59,210	378,455.87	102	75,066	217,399	186	134,276	595,885	730,162		
AHERN RENTALS INC	Neither 4A or 4U Benefits Provided	PO BOX 17388 NEMP UNITY	DENVER	CO	80217	86	64,900	448,145.18	88	55,070	163,012	184	119,970	609,157	729,127		
TRESD DUGAN AVIATION OF GRAND ISLAND I	4A or 4U Benefits Provided	PO BOX 1226	NORTH PLATTE	NE	69103	105	69,807	379,478.56	110	68,889	205,480	219	138,676	588,959	727,656		
PIAS LAS VEGAS LLC	Form 5500 Not Filled	4835 S COAST DR STE 450	COSTA MESA	CA	92626	91	52,809	413,738.04	61	44,098	134,408	159	114,408	613,197	725,604		
FOOT LOCKER RETAIL INC	Neither 4A or 4U Benefits Provided	PO BOX 283 NUC EXPRESS	ST LOUIS	MO	63166	98	62,012	312,285.35	99	81,266	263,307	197	143,578	577,952	720,870		
DRE WORKFORCE INC	Form 5500 Not Filled	402 S MILLIKEN AVE STE 6	ONTARIO	CA	91761	105	62,917	462,538.53	68	45,771	145,507	173	108,688	612,046	720,734		
MAXIMUS STAFFING GROUP INC	Form 5500 Not Filled	146 WESTVIEW DR	PINGRIDGRO	WA	98276	94	67,125	469,126.24	91	67,486	209,262	185	144,672	618,398	719,639		
PIRAXMI 200 LLC	Form 5500 Not Filled	P.O. BOX 256	NIXON	NV	89424	44	54,973	330,844.13	73	40,271	140,237	117	145,374	571,071	716,446		
SANMARK CORPORATION	4A or 4U Benefits Provided	450 INGENUITY AVE NHR MGR	SPARKS	NV	89441	93	72,599	377,998.84	108	65,988	194,775	201	138,587	572,774	711,261		
BEST BURSTERS LLC	Form 5500 Not Filled	1650 BURNINGMAN DR STE 100	IRVINE	CA	92617	91	66,445	475,527.26	91	65,787	192,467	182	122,273	648,760	746,246		
WASHOUE COUNTY	Form 5500 Not Filled	10015 E 9TH ST #A220	RENO	NV	89512	94	64,675	354,579.26	87	80,301	213,840	171	135,476	568,410	704,895		
F.P. MANAGEMENT INC	Neither 4A or 4U Benefits Provided	PO BOX 66744 NUC EXPRESS	ST LOUIS	MO	63166	90	71,369	395,156.46	85	56,112	178,121	175	127,501	573,277	700,778		
KIEWIT POWER CONSTRUCTORS CO	Form 5500 Not Filled	12723 ST 1	OHAMA	NE	68137	100	63,257	395,518.38	111	53,							

Appendix

Company Name	Form 5500	Address	City	State	Zip	Employees on Medicaid			Dependents on Medicaid			Total Employees and Dependents				
						Number	State Cost	Federal Cost	Number	State Cost	Federal Cost	Number	State Cost	Federal Cost	Cost	
DEPLOY HR, INC.	Form 5500 Not Filed	7031 KOLL CENTER PKWY STE 250	PLEASANTON	CA	94566	97	58,172	47,885.96	56	33,342	88,346	153	91,514	155,233	617,746	
EMPLOYCO USA INC	4A or 4U Benefits Provided	350 E DEWANE AV N/STEVESCHW	WESTMONT	IL	60559	76	57,974	425,319.73	41	27,194	195,568	117	85,168	531,888	617,055	
VALUOLINE, LLC	4A or 4U Benefits Provided	100 VALUOLINE WAY	LEWISTON	NV	40009	80	40,768	281,536.88	83	63,941	240,794	163	104,709	522,344	614,054	
CREDIT ONE BANK	Neither 4A or 4U Benefits Provided	1880 S CAMARON RD	LAS VEGAS	NV	89133	81	52,623	353,364.61	89	54,831	200,166	170	107,454	553,531	616,984	
PRIME NOW LLC	Form 5500 Not Filed	PO BOX 80726	SEATTLE	WA	98108	88	51,670	351,108.80	81	42,616	170,625	169	94,286	521,734	616,019	
DERMATOLOGY MANAGEMENT LLC	Form 5500 Not Filed	680 NEWPORT CENTER DR STE 150	NEWPORT BEACH	CA	92660	81	54,183	320,336.74	102	61,421	169,230	183	125,604	489,567	615,170	
RESORT MANAGEMENT INC	Form 5500 Not Filed	4800 BERNARD RD	LAS VEGAS	NV	89119	81	54,183	320,336.74	102	61,421	169,230	183	125,604	489,567	615,170	
VILLAGE CAPITAL & INVESTMENT	Form 5500 Not Filed	2500 PASSEO VERDE PKWY STE 100	HENDERSON	NV	89074	92	64,580	348,330.39	90	52,329	147,456	182	115,862	516,787	614,049	
FLAMINGO PARADISE GAMING LLC	Form 5500 Not Filed	PO BOX 66744 NADP-TALVICOM	ST LOUIS	MO	63166	71	54,055	317,439.39	63	41,325	144,068	134	95,380	476,507	612,947	
ETI 2207 HOLDING AG	Form 5500 Not Filed	8731 124TH AVE STE 101	MILLVILLE	OR	97132	79	52,471	295,000.00	62	30,907	107,815	141	83,378	402,815	612,826	
TIMBERS HOSPITALITY GROUP INC	Form 5500 Not Filed	6430 AVENUE ST	LAS VEGAS	NV	89118	71	52,239	387,209.39	54	38,120	139,181	125	90,359	527,290	613,651	
BODY BARN INC	Neither 4A or 4U Benefits Provided	15776 LAGUNA CANYON DR	IRVINE	CA	92618	33	21,551	142,577.84	34	13,377	31,226	67	34,928	173,804	609,731	
LEDO'S LLC	Form 5500 Not Filed	3601 NW JOHN OLSEN PL	HILLSBORO	OR	97124	83	59,152	370,171.46	60	42,256	171,496	143	101,408	541,666	609,621	
HOUSE OF BLUES ENTERTAINMENT LLC	Form 5500 Not Filed	888 WESTHEIMER RD STE 120	HOUSTON	TX	77006	79	51,260	367,708.96	69	44,831	150,711	148	96,091	518,460	609,254	
ELEEN SNE OPERATIONS LLC	Form 5500 Not Filed	5548 DUNDON DR	LAS VEGAS	NV	89130	64	32,875	318,238.60	70	42,835	167,860	134	102,670	486,098	607,876	
SUNSHINE MINTING NEVADA LLC	Form 5500 Not Filed	750 W CANFIELD AVE	COEUR D'ALENE	ID	83815	69	48,694	326,598.82	77	56,908	173,700	146	105,602	500,297	605,898	
ICM GAMING Reno LLC	Neither 4A or 4U Benefits Provided	PO BOX 399	VERO	FL	33487	89	52,471	350,628.17	65	41,887	166,949	154	111,364	517,577	605,924	
VITACOST COM INC	Form 5500 Not Filed	5404 BROKEN SOUND BLVD NW STE 500	KUDA RATON	FL	33487	69	48,694	326,598.82	77	56,908	173,700	146	105,602	500,297	605,898	
RENU OIL OF AMERICA INC	Neither 4A or 4U Benefits Provided	5435 S VALLEY VIEW	LAS VEGAS	NV	89118	72	55,563	424,740.67	39	26,191	88,369	111	81,754	523,110	604,864	
ET BARN NEVADA INC	Form 5500 Not Filed	2500E CAVES RD STE 300	HOLLINGSWOOD	TX	78146	71	45,745	277,608.04	98	72,300	289,184	169	127,925	488,854	604,788	
CREDIT ACCEPTANCE CORPORATION	Neither 4A or 4U Benefits Provided	2500E W 12 MILE RD	SOUTHFIELD	MI	48064	69	61,006	298,753.54	106	67,279	175,734	175	128,285	474,468	603,752	
DESERT CARE FACILITIES INC	Form 5500 Not Filed	285 S FARMHART ST	GALESBURG	IL	61401	100	54,787	332,763.03	122	50,445	141,187	222	128,716	473,950	603,665	
CINCIAS CORPORATION NO 2	Form 5500 Not Filed	6800 CANTON BLVD	CINCINNATI	OH	45262	104	55	29,297	224,144.34	35	51,070	296,369	79	90,427	520,510	600,938
NEWKCO OPERATIONS LLC	Form 5500 Not Filed	400 S LOCUSTUR BLVD # 37-686	LAS VEGAS	NV	89103	51	43,608	353,364.60	51	33,820	110,481	102	76,938	523,796	600,634	
STAFFING AUTHORITY, LLC	Form 5500 Not Filed	4343 N RANCHO DR STE 222	LAS VEGAS	NV	89130	78	47,021	333,062.37	59	49,153	168,726	137	96,074	503,788	599,962	
SSH INC	Form 5500 Not Filed	6668 SCHUSTER ST	LAS VEGAS	NV	89118	73	56,275	400,623.26	41	31,806	110,788	114	88,081	511,411	599,492	
STI STAFFING SERVICES, LLC	Form 5500 Not Filed	415 N. DEARBORN	CHICAGO	IL	60611	73	56,275	400,623.26	41	31,806	110,788	114	88,081	511,411	599,492	
SMART & FINAL STORES LLC	Form 5500 Not Filed	600 CADILLAC DR	COMMERCIAL	CA	90040	76	47,905	310,496.95	60	40,392	177,948	136	108,297	488,445	596,741	
ISL EMPLOYERS INC	Form 5500 Not Filed	2133 STATE ST STE 300	CARLSBAD	CA	92008	77	58,056	336,907.33	81	57,482	153,617	160	105,538	490,525	596,062	
ISL EMPLOYERS INC	Form 5500 Not Filed	2133 STATE ST STE 300	CARLSBAD	CA	92008	77	58,056	336,907.33	81	57,482	153,617	160	105,538	490,525	596,062	
REPUBLIC SILVER STATE DISPOSAL	Form 5500 Not Filed	11800 N ALLEED WAY	PHOENIX	AZ	85064	67	42,967	303,858.64	105	59,153	189,057	172	102,120	492,915	595,035	
LEITE LIME SERVICES LLC	Form 5500 Not Filed	1505 LUNA RD STE 100	CARROLLTON	TX	75006	71	46,459	294,099.74	95	60,103	193,555	166	106,562	487,655	594,217	
ACES HIGHWAY SERVICES LLC	Form 5500 Not Filed	1220 NEVADA STATE HIGHWAY 160	PAHRAMP	NV	89048	68	60,184	416,899.76	38	18,496	68,276	106	78,680	515,026	593,705	
PUBLICATIONS INC	Neither 4A or 4U Benefits Provided	703 WESTERN BLVD	PHOENIX	AZ	85021	69	62,126	379,448.26	65	33,920	99,138	134	96,456	474,582	593,837	
LEGACY TRANSPORTATION SERVICES - NEVADA	Form 5500 Not Filed	3201 S GIBBERT RD BLDG A	CUMBERLAND	AZ	85286	69	52,010	362,040.40	74	41,821	118,999	143	112,231	481,039	593,270	
CSAA INSURANCE SERVICES INC	Neither 4A or 4U Benefits Provided	3035 OAK RD # MS-2P240	WALNUT CREEK	CA	94597	82	58,926	319,838.92	94	58,022	156,090	176	116,948	475,927	593,875	
HENSCH INC	Form 5500 Not Filed	11 DANGLING LN	MILWAUKEE	WI	53217	72	45,678	296,269.26	61	39,821	142,587	133	92,459	500,820	593,821	
WALKER RIVER PAULTE TRIBE	Form 5500 Not Filed	PO BOX 1230	SCHUBER	NV	89447	41	58,828	330,851.81	64	56,886	147,556	105	114,014	478,453	592,465	
HOMEBASE HEALTHCARE LLC	Neither 4A or 4U Benefits Provided	3312 W CHARLESTON BLVD	LAS VEGAS	NV	89102	54	60,727	371,858.20	62	40,878	117,575	117	101,605	489,433	591,038	
THE CONNECTION TEMPORARY SERVICES & PLACEMENT AGENCY	Form 5500 Not Filed	1600 N HANSEN BLVD	PHOENIX	AZ	85024	76	65,298	329,756.66	91	61,708	212,000	167	123,416	548,766	600,824	
THARALSON HOSPITALITY STAFF	Form 5500 Not Filed	415 E ASH AVE	DECATUR	IL	62526	76	59,335	371,364.76	70	39,730	116,910	146	99,265	488,275	587,540	
TEAM CAR CARE WEST VALLEY	Form 5500 Not Filed	105 CORKER CT STE 300	IRVING	TX	75062	76	47,287	331,421.16	71	46,972	160,826	147	94,259	492,247	586,506	
LAS VEGAS RESIDENTIAL PROPERTIES	Neither 4A or 4U Benefits Provided	520 W WILLOW ST	LONG BEACH	CA	90806	62	53,270	304,478.99	84	55,299	173,778	146	107,169	478,257	585,426	
CR LAS VEGAS LLC	Form 5500 Not Filed	PO BOX 66744 NADP EXPRESS	LAS VEGAS	NV	89102	69	52,657	325,262.14	65	43,499	166,496	134	96,495	485,177	585,243	
AREA 15 LAS VEGAS LLC	Form 5500 Not Filed	3222 W DESERT INN RD	LAS VEGAS	NV	89102	110	58,173	366,967.64	57	41,723	117,896	167	99,896	484,864	584,760	
INVICTUS INTERNATIONAL HOLDINGS LLC	Form 5500 Not Filed	5010 S LOCUSTUR BLVD STE F	LAS VEGAS	NV	89118	62	47,455	361,460.89	58	41,802	129,583	120	89,347	493,044	584,393	
WATER TREAT GAMING LLC	Form 5500 Not Filed	PO BOX 12007	HENDERSON	NV	89011	62	47,455	361,460.89	58	41,802	129,583	120	89,347	493,044	584,393	
INA SOLUTIONS INC	Form 5500 Not Filed	B THE GBN STA	DOVER	DE	19901	83	64,494	431,931.61	40	22,292	57,860	123	86,786	491,798	578,582	
HAMILTON HOLDING MANAGEMENT CO	Form 5500 Not Filed	PO BOX 10030	RENO	NV	89520	87	56,017	354,529.40	87	57,429	124,438	174	98,246	478,967	577,213	
CONTRACTOR HEALTH ALLIANCE	Neither 4A or 4U Benefits Provided	685 S ROCKS BLVD	RENO	NV	89503	70	64,128	418,132.66	100	64,128	218,603	170	128,256	536,741	600,994	
SQUARE ONE SOLUTIONS INC	Form 5500 Not Filed	780 SMITHRIDGE DR STE 100	RENO	NV	89502	92	61,234	438,412.22	32	19,659	56,334	124	85,893	494,736	575,628	
CATHOLIC CHARITIES OF NORTHERN NEVADA	Form 5500 Not Filed	500 E 4TH ST	RENO	NV	89512	68	56,251	474,945.52	13	8,266	35,123	81	64,517	510,069	574,585	
OCTAPHARMA PLASMA INC	4A or 4U Benefits Provided	5225 WHITEHALL PARK 500	CHARLOTTE	NC	28273	78	48,891	336,083.79	81	46,362	143,000	159	95,234	479,114	574,367	
EMPLOYER SOLUTIONS STAFFING G	Form 5500 Not Filed	PO BOX 46270	IRVING PREARIE	TX	75039	94	49,820	389,229.51	61	30,802	89,022	155	110,622	485,238	573,857	
THE ROBINSON FAMILY GROUP LLC	Form 5500 Not Filed	8888 E RAINBOW TREE DR STE 120	SCOTTSDALE	AZ	85260	67	50,956	338,529.08	68	43,085	120,782	135	114,201	459,311	573,353	
BOYS & GIRLS CLUB OF TRUCKEE MEADOWS	Neither 4A or 4U Benefits Provided	2680 9TH ST N/COUNTING	TRUCKEE	NV	89512	89	56,956	287,449.63	95	65,444	173,040	184	112,490	460,490	572,890	
VINTAGE GAMING LLC	Form 5500 Not Filed	PO BOX 17836	RENO	NV	89017	72	43,865	286,269.66	60	40,206	130,268	132	84,472	477,535	572,495	
SELECT COMMERCIAL RETAIL CORP	Form 5500 Not Filed	6800 59TH AVE N	MINNEAPOLIS	MN	55442	66	60,152	291,311.28	56	41,103	151,125	122	112,655	444,446	572,101	
PRR LLC	4A or 4U Benefits Provided	1310 E HIGH ST #300	PHOENIX	AZ	85054	68	58,055	446,538.68	26	18,652	64,449	109	74,907	495,989	570,896	
MBR HOLDINGS CORPORATION	Form 5500 Not Filed	1885 S ROCKS BLVD	RENO	NV	89503	68	60,184	416,899.76	62	40,668	130,268	130	101,666	486,162	569,244	
SUNNY BRITTE LLC	Form 5500 Not Filed	4785 PROCESSION ST	LAS VEGAS	NV	89103	17	9,222	57,603.01	15	15,007	347,829	32	163,289	405,433	568,721	
MISSION SUPPORT AND TEST SERVICES LLC	4A or 4U Benefits Provided	PO BOX 98221	LAS VEGAS	NV	89193	67	42,290	256,270.53	81	58,729	207,698	148	102,419	463,990	566,010	
LEDO BAND COUNCIL	Form 5500 Not Filed	1745 SILVER EAGLE DR	BLVD													

Appendices

Company Name	Form 5500	Address	City	State	Zip	Employees on Medicaid				Dependents on Medicaid				Total Employees and Dependents			
						Number	State Cost	Federal Cost	Number	State Cost	Federal Cost	Number	State Cost	Federal Cost	Cost		
JOBSITE HOSPITALITY LLC	Form 5500 Not Filed	213 CARPENTERS UNION WAY	LAS VEGAS	NV	89119	60	50,463	313,106.20	56	38,548	116,289	116	89,011	429,395	518,407		
BLACKHAWK NETWORK INC	4A or 4U Benefits Provided	6220 RIVERSIDE MALL RD	CA	94588	88	45,389	257,910.57	99	58,486	156,053	187	103,875	413,964	517,838			
US FOODS INC	Form 5500 Not Filed	8025 S RIVERWAY	PLEASANTON	CA	95084	69	5	290,868.04	75	44,633	140,096	143	56,694	420,964	517,655		
CORSE MARK INTERNATIONAL INC	Neither 4A or 4U Benefits Provided	12500 WY CREEK PKWY	ROCKHURST	VA	23138	60	45,901	310,650.91	61	40,608	131,212	121	86,509	420,712	516,922		
RESORTSITY INTERNATIONAL LLC	Form 5500 Not Filed	PO BOX 231300	LAS VEGAS	NV	89105	67	52,860	373,260.60	32	18,376	71,407	99	71,246	444,668	516,904		
3G GROUP LLC	Form 5500 Not Filed	6960 S CARRON ROAD STE 200	LAS VEGAS	NV	89113	61	64,104	230,716.80	63	56,382	164,490	126	112,086	392,207	515,693		
MANAGEMENT CARE STAFFING SERVICES, INC	Form 5500 Not Filed	1727 74E DEWOLFE DR	COLUMBIAS	VA	21086	61	45,200	297,820.21	67	47,900	157,970	128	95,100	420,021	515,172		
MASTERS OF BARRICADES LLC	Form 5500 Not Filed	3634 GOLDFIELD ST	NORTH LAS VEGAS	NV	89032	86	46,707	376,084.28	27	15,534	70,553	113	66,241	444,618	512,859		
ELKO COUNTY SCHOOD DISTRICT	Form 5500 Not Filed	PO BOX 25236 NEMP ADVOCAT	SALT LAKE CITY	UT	84125	69	46,436	201,475.66	135	72,718	193,013	204	119,354	392,507	511,860		
ELKO COUNTY SCHOOD DISTRICT	Form 5500 Not Filed	1605 W SANDRA AVE STE E108	SALT LAKE CITY	UT	84116	69	46,436	201,475.66	135	72,718	193,013	204	119,354	392,507	511,860		
ANIMAL FOUNDATION, THE	Form 5500 Not Filed	PO BOX 25236 NEMP/ADVOC	SALT LAKE CITY	UT	84125	62	45,330	321,340.20	51	35,028	107,533	115	80,355	420,871	511,213		
ROBERTSON READY MIX LTD	4A or 4U Benefits Provided	200 S MAIN ST STE 200	CORONA	CA	92882	61	39,518	258,024.20	48	49,899	162,014	99	89,127	420,058	509,185		
WALSH TRAVEL CO W & CALIF	Form 5500 Not Filed	919 HWY 950 STE 200	GARDENERSVILLE	NV	89410	43	52,393	325,776.39	53	33,839	135,456	101	86,232	421,186	507,419		
ELSTON SERVICES OF NEVADA CORP	Form 5500 Not Filed	305 HARTMANN DRIVE	LIBERTON	OH	43081	60	44,901	247,496.24	81	49,860	193,861	144	103,860	403,490	507,271		
BOYS & GIRLS CLUB OF MASON VALLEY	Form 5500 Not Filed	PO BOX 534	VERMINGTON	NV	89447	12	5	458,949	18	3,337	24	24	53,286	453,979	507,264		
LENSTEIN NOAH RESTAURANT GROUP INC	Form 5500 Not Filed	3900 LAKE BREEZE AVE N	MINNEAPOLIS	MN	55429	66	46,834	280,891.10	69	39,897	138,544	135	86,731	419,345	506,075		
FORLUNE FOODS NEVADA INC	Form 5500 Not Filed	1818E SAHARA AVE STE 116	LAS VEGAS	NV	89104	71	49,709	280,344.48	51	41,203	140,384	124	92,728	420,728	505,690		
KELMEYER BLDG SVCS LLC	4A or 4U Benefits Provided	1575 HENTHOFER DRIVE	MAUMEE	OH	43537	58	51,946	298,171.19	48	36,716	133,132	106	88,662	411,303	499,966		
ENING BROS INC	Form 5500 Not Filed	12002 K STREET	LAS VEGAS	NV	89106	65	48,958	320,027.25	51	37,113	103,616	116	76,071	423,553	499,663		
62 SECURE STAFF LLC	Neither 4A or 4U Benefits Provided	5782 WAYNE NEWTON BLVD	LAS VEGAS	NV	89111	63	44,436	325,732.06	40	24,475	104,025	103	68,911	420,157	498,667		
HEIGHTS OF SUMMERLIN LLC, THE	Form 5500 Not Filed	PO BOX 28010 WYTHAMSBTHO	NASHVILLE	TN	37218	63	56,600	275,072.53	53	40,072	126,427	113	96,672	401,500	498,171		
BROWNS RICK CONSULTANTS LTD	4A or 4U Benefits Provided	1671 LAS VEGAS BLVD S	LAS VEGAS	NV	89119	69	48,776	270,013.77	43	54,180	188,872	106	98,956	398,886	497,842		
VETERAN BENEFITS GUIDE INC	Form 5500 Not Filed	325 E WARM SPRINGS RD STE 201	LAS VEGAS	NV	89119	52	50,471	213,183.90	67	49,706	178,411	119	100,177	397,251	497,560		
SHIFTA PAYMENTS LLC	4A or 4U Benefits Provided	2202 N SHIFFER ST	ALENTOWN	PA	18109	58	49,399	255,666.54	66	48,801	145,431	124	96,208	401,098	497,297		
S&S FUELS MANAGEMENT V LLC	Form 5500 Not Filed	7671 SHAWING PKWY	LITTLETON	CO	80127	68	44,032	321,139.48	41	35,026	96,229	109	75,058	417,368	496,427		
PROGAS LABORATORIES INC	Neither 4A or 4U Benefits Provided	434 PARKSON RD	ALBANY	NY	12001	69	49,623	324,129.99	49	33,429	115,931	99	87,351	405,367	495,717		
SHAKE SNAK ENTERPRISES	Neither 4A or 4U Benefits Provided	125 VANCE ST RM 301	NEW YORK	NY	10014	61	37,305	235,114.55	67	43,779	178,812	138	81,084	413,927	495,011		
INTERNATIONAL GEM TECHNOLOGY	Form 5500 Not Filed	PO BOX 283 NUC EXPRESS	ST LOUIS	MO	63166	65	46,239	285,970.58	57	36,127	125,733	122	82,366	411,728	494,089		
DISCOUNT THE COMPANY OF NEVA	Form 5500 Not Filed	PO BOX 283 NUC EXPRESS	ST LOUIS	MO	63166	65	46,239	285,970.58	57	36,127	125,733	122	82,366	411,728	494,089		
BIOMAT USA INC	Form 5500 Not Filed	PO BOX 66724 NUC EXPRESS	ST LOUIS	MO	63166	66	31,004	158,628.52	90	65,275	234,072	156	96,679	397,651	489,330		
HERINGTON PALACE THEBE	Form 5500 Not Filed	171 CAMPBELL LN	HERINGTON	VA	89447	27	5	333,844	23	65,514	188,054	50	93,078	394,101	488,246		
PAULSON SECURITY INC	4A or 4U Benefits Provided	2031 38TH AVE N	SANCT PETERSBURG	FL	33704	83	44,881	300,209.21	104	38,452	109,261	121	85,322	405,114	487,219		
MILTON RESTAURANT GROUP LLC	Form 5500 Not Filed	1676 SCENIC AVE STE 150	CELESTIA MESA	CA	92836	83	45,388	224,152.25	23	58,517	198,396	105	103,905	382,548	486,454		
THE RENO INITIATIVE FOR SHELTER AND EQUALITY	Form 5500 Not Filed	605 S 21ST ST	SPARKS	NV	89431	66	51,412	334,035.36	46	26,489	63,881	112	87,901	396,316	484,217		
RENO CARE GROUP INC	Form 5500 Not Filed	PO BOX 22076	RENO	NV	89502	70	49,200	314,027.63	41	27,900	97,121	111	76,101	398,749	483,940		
RAINBOW ADMINISTRATION	Form 5500 Not Filed	448 S VIRGINIA ST FL 4	RENO	NV	89501	63	50,072	334,035.36	46	22,489	77,242	111	82,591	411,280	483,850		
CPOR HOLDINGS, LLC	Form 5500 Not Filed	11920 SOUTHERN HIGHLANDS PRWY	LAS VEGAS	NV	89141	76	40,152	301,410.05	47	37,288	104,919	123	77,440	406,338	483,778		
RECORD MANAGEMENT OUTLETS OF AM	Form 5500 Not Filed	1500 WINDY RIDGE PKWY	MEMPHIS	TN	38119	62	45,823	272,608.68	52	38,429	148,824	114	84,252	395,462	483,329		
WOLLS ILLINOIS INC	Form 5500 Not Filed	NS0500 WIDEGEWOD DR	MEMPHIS/TENN FALLS	VA	53051	73	38,616	267,104.21	70	37,778	138,338	143	75,394	405,443	483,836		
855 STAFFING SOLUTIONS, INC	Form 5500 Not Filed	2815 BECHELLI LN	REDDING	CA	96002	74	56,304	310,841.98	40	28,504	85,608	114	84,808	398,450	481,258		
DESERT WINGS HOSPITAL	Form 5500 Not Filed	10800 BOSCAINE BLVD STE 600	MIAMI	FL	33161	65	47,429	290,702.22	20	39,101	120,901	135	86,930	393,603	480,534		
PILOT TRAVEL CENTERS LLC	Form 5500 Not Filed	PO BOX 28010 THOMAS & TH	NASHVILLE	TN	37218	52	32,437	200,321.07	104	66,406	189,669	158	99,131	408,177	480,177		
DTZP LLC	Form 5500 Not Filed	425 FREMONT STREET STE250	LAS VEGAS	NV	89101	58	32,769	184,241.73	64	55,190	204,038	123	87,059	388,282	476,241		
IC2 COMPANIES, LLC	4A or 4U Benefits Provided	5165 EMERALD PKWY STE 100	DUBLIN	OH	43017	54	40,142	245,979.69	74	46,871	143,603	128	87,913	397,581	474,595		
NEW HORIZON TRAIL	Form 5500 Not Filed	4105 WAGON TRAIL	LAS VEGAS	NV	89128	62	46,423	292,460.92	61	49,290	153,981	115	91,083	397,270	474,111		
TRINITY SERVICES GROUP INC	Form 5500 Not Filed	PO BOX 283 NUC EXPRESS	ST LOUIS	MO	63166	61	44,977	290,413.84	57	32,184	106,673	129	76,991	397,107	474,099		
CPK NEVADA INC	Form 5500 Not Filed	1111 E BUCKLEY RD	PHOENIX	AZ	85034	58	49,070	341,465.09	32	21,224	61,608	90	70,894	401,077	473,868		
DAKOTA MANAGEMENT LLC	Form 5500 Not Filed	923 S 157	CACONIA	ND	58503	63	42,421	255,987.77	52	44,827	143,269	115	82,369	380,645	472,320		
TERRA CONTRACTING INC	Form 5500 Not Filed	2122 W CHEYENNE AVE	NORTH LAS VEGAS	NV	89032	58	41,822	296,955.72	36	33,654	99,067	94	75,476	396,023	471,498		
INLINE PRODUCTION LLC	Form 5500 Not Filed	8550 W DESERT INN RD STE 102-219	LAS VEGAS	NV	89117	63	46,040	302,696.05	43	27,474	94,972	106	73,514	397,668	471,182		
LANA MAHIAN & WALSHER PLLC	Form 5500 Not Filed	19120 VILLAGE CENTER CN STE 9-717	LAS VEGAS	NV	89134	58	51,968	233,677.31	74	42,825	142,231	132	74,791	375,908	470,701		
EVANSTON	Form 5500 Not Filed	10830 GULFORD RD #312	PANORAMA JUNC	CA	92071	60	42,862	259,813.20	61	41,299	125,223	121	84,161	385,031	469,198		
LV PETROLEUM LLC	Form 5500 Not Filed	26540RIZORCOURT #E32000	HENDERSON	NV	89052	63	44,443	259,123.54	48	33,008	100,131	111	75,451	391,355	468,805		
RENO OPTOMETRIC CENTER	Neither 4A or 4U Benefits Provided	555 NW ARINGTON AVE	RENO	NV	89503	57	42,511	267,720.49	63	41,637	116,649	120	84,138	384,369	468,498		
BELMONT INTERCITY LOGISTICS	Form 5500 Not Filed	PO BOX 283 NUC EXPRESS	ST LOUIS	MO	63166	60	42,612	272,499.94	54	38,826	128,816	114	79,718	385,107	468,219		
SIERRA NEVADA CONSTRUCTION INC	Neither 4A or 4U Benefits Provided	351 W JEFFERSON BLVD FL 2	DALLAS	TX	75208	84	42,525	310,184.93	43	26,816	86,439	137	69,341	396,624	465,965		
PROUD MOMENTS LICENSED BEHAVIOR ANALYSTS PLLC	Form 5500 Not Filed	PO BOX 50760	SPARKS	NV	89445	60	40,110	266,586.97	62	34,375	124,209	122	74,485	390,796	465,281		
B HUNT TRANSPORT INC	4A or 4U Benefits Provided	14408 37TH ST STE 100	BROOKLYN	VA	22188	59	42,672	282,600.08	64	50,888	128,829	123	96,356	397,624	465,200		
SAHARA NISSAN INC	Form 5500 Not Filed	615 JB HUNT CORPORATE DR	DOWELL	AR	72745	59	36,658	280,210.48	57	33,698	112,924	117	75,954	395,134	463,491		
SUNCOAST SOUTHS LLC	Form 5500 Not Filed	PO BOX 283 NUC EXPRESS	ST LOUIS	MO	63166	65	39,009	215,482.51	67	48,211	160,527	132	87,260	376,010	463,269		
CONNECTIONS STAFFING SOLUTION	Form 5500 Not Filed	255 E PLAMOND RD	LAS VEGAS	NV	89169	52	34,747	275,999.41	44	33,448	118,705	96	81,646	394,700	462,897		
SHAC LLC	Form 5500 Not Filed	PO BOX 283 NUC EXPRESS	ST LOUIS	MO	63166	60	42,675	331,021.08	75	51,151	178,571	135	102,882	394,798	462,819		
IGARU LLC	Form 5500 Not Filed	8025 S SAMMY DAVIS JR	LAS VEGAS	NV	89												

Appendices

Company Name	Form 5500	Address	City	State	Zip	Employees on Medicaid				Dependents on Medicaid				Total Employees and Dependents			
						Number	State Cost	Federal Cost	Number	State Cost	Federal Cost	Number	State Cost	Federal Cost	Cost		
BRCC CANCER CENTER LLC	Form 5500 Not Filed	PO BOX 283 NUC EXPRESS	ST LOUIS	MO	63166	51	37,077	236,487.88	74	46,354	139,821	125	83,431	350,309	433,740		
BROTHERS RESTAURANTS - NEVADA LLC	Form 5500 Not Filed	2710 W SUNRISE RIM RD SUITE 240	BOISE	ID	83705	52	47,053	234,609.29	59	40,870	109,623	111	88,023	344,233	432,256		
BUSINESS INC	Form 5500 Not Filed	4977 ENERWAY WAY	NEWU	MO	63092	66	47,442	266,670.81	72	32,654	94,721	138	80,096	351,400	431,498		
PRIMAERSON CO LLC THE	Form 5500 Not Filed	3755 BREKANTHROUGH WAY STE 300	CLAYTON	MO	63134	52	39,284	231,213.97	52	42,834	137,518	104	73,118	357,831	433,620		
ALLSTATE INSURANCE COMPANY INC	Form 5500 Not Filed	PO BOX 283 NUC EXPRESS	ST LOUIS	MO	63166	47	46,828	193,761.75	60	51,202	137,767	107	98,530	331,532	430,961		
ALTRA MANAGEMENT COMPANY INC	Form 5500 Not Filed	300 E MARKET ST STE 100	LOUISVILLE	KY	40202	49	35,701	243,772.99	62	40,799	109,672	111	76,500	353,445	429,945		
BLUESKY SECURITY SERVICES OF NEVADA INC	Form 5500 Not Filed	1727 W LEXEN ST STE 107	PHOENIX	AZ	85020	41	31,000	161,660.46	51	61,000	177,000	92	78,724	300,066	428,466		
ARAMARK UNIFORM & CAREER APPA	Form 5500 Not Filed	PO BOX 283 NUC EXPRESS	ST LOUIS	MO	63166	61	42,831	232,232.97	66	37,775	115,982	127	73,006	345,215	428,821		
TRANSITIONAL HOSPITALS CORPORATION OF NEVADA LLC	Form 5500 Not Filed	680 S 4TH ST	LOUISVILLE	KY	40202	51	38,900	240,332.88	54	35,219	114,640	105	73,109	350,311	428,323		
UNION CARBIDE CORP	Form 5500 Not Filed	9130 RASELTON ROAD #207	CA	91201	61	41,435	232,660.12	61	47,435	137,000	122	98,870	348,466	428,033			
NEWGAC 21 OPERATIONS LLC	Form 5500 Not Filed	4001 S DECATUR BLVD # 37-266	LAS VEGAS	NV	89103	36	29,124	277,939.27	51	30,745	150,104	87	59,869	326,021	427,890		
ADVANCE SERVICES INC	Form 5500 Not Filed	37202 WESTPORT PKWY STE 201	LA VISTA	NE	68138	35	35,922	234,328.15	37	33,100	123,677	72	60,922	338,015	427,088		
CONCRETE OF TENNESSEE LLC	Form 5500 Not Filed	1501 VIRGINIA WAY STE 110	BRENTWOOD	TN	37027	56	40,340	234,336.61	68	37,825	124,235	124	78,165	348,520	426,756		
SHERWIN-WILLIAMS COMPANY THE	Form 5500 Not Filed	103 PROSPECT AVE	CLEVELAND	OH	44115	60	39,720	241,979.71	49	33,870	130,823	109	71,590	354,460	426,650		
GT VENTURES LLC	Form 5500 Not Filed	400 MIRROCK CT STE 104	HENDERSON	NV	89011	56	58,433	300,761.39	24	14,803	49,868	80	73,236	350,629	423,866		
GRACE MANAGEMENT INC	Form 5500 Not Filed	4900 WEDGEWOOD RD STE 300	MAPLE GROVE	MN	55311	46	29,384	189,029.73	51	38,409	166,426	97	67,853	350,459	423,313		
CARABITY HEALTH AND HUMAN SERVICES	Form 5500 Not Filed	7281 W CHELSEA BLVD	LAS VEGAS	NV	89117	25	42,208	277,213.43	18	15,470	46,617	43	45,947	323,748	423,422		
BAI LAS VEGAS	Form 5500 Not Filed	PO BOX 82045	LAS VEGAS	NV	89180	46	45,132	189,977.31	49	44,106	113,788	94	89,298	331,765	421,063		
AWG AMBASSADOR LLC	Form 5500 Not Filed	6440 PROCOON ST	LAS VEGAS	NV	89118	37	30,318	232,431.21	44	34,196	123,857	81	64,514	356,288	420,802		
RUSSELL ROAD FOOD AND BEVERAGE	Form 5500 Not Filed	3530W QUAIL AVE	LAS VEGAS	NV	89119	50	38,103	280,274.74	41	36,844	72,428	92	65,947	354,713	420,660		
4BROS INVESTMENTS INC	Form 5500 Not Filed	448 S VIRGINIA ST FL 4	RENO	NV	89501	45	39,041	279,187.66	47	35,871	78,284	88	69,815	352,474	420,387		
ODYSSEY AIR GROUP INC	Form 5500 Not Filed	1555 E FLAMINGO RD STE 419	LAS VEGAS	NV	89119	54	36,293	291,058.99	57	26,682	66,162	71	62,975	357,221	420,197		
CONDUIT COMMERCIAL SOLUTIONS LLC	Form 5500 Not Filed	1702 N COLLINS BLVD	RICHMOND	VA	75080	52	37,153	223,291.37	59	47,562	111,147	111	84,715	344,438	419,153		
INSIGHT GLOBAL LLC	Form 5500 Not Filed	1224 HAMMOND DR NE STE 1500	ATLANTA	GA	30346	60	45,915	289,438.71	39	22,847	65,383	99	68,262	350,740	419,000		
FD NEVADA LLC	Form 5500 Not Filed	416 N STANTON ST	EL PASO	TX	79901	61	36,361	241,104.68	52	40,855	100,235	113	77,216	341,340	418,556		
REGAL ONEMAS INC	Form 5500 Not Filed	111 S 37520	POWELLVILLE	NC	27720	58	38,473	223,685.53	44	27,286	128,203	102	65,759	352,189	417,246		
SUNBIRD CENTER INC	Form 5500 Not Filed	P O BOX 9237	LAS VEGAS	NV	89133	59	46,345	292,133.91	51	45,327	129,461	110	84,179	333,124	416,599		
SD TOOL CO INC	Form 5500 Not Filed	PO BOX 66744 NUC EXPRESS	ST LOUIS	MO	63166	45	39,027	176,472.42	44	51,242	150,082	88	90,269	326,755	417,024		
BAGS TO GO ENTERPRISES NEVADA LLC	Form 5500 Not Filed	4057 DRAIN MARTIN DRIVE	LAS VEGAS	NV	89103	64	33,782	252,719.83	102	26,134	103,003	106	59,976	355,783	415,759		
CONCRETE SERVICES INC	Form 5500 Not Filed	5203 W FRONT POST STE 300	ALBUQUERQUE	NM	87105	54	34,861	232,838.49	52	38,146	103,111	106	73,246	338,444	415,121		
VITROME MANUFACTURING LLC	Form 5500 Not Filed	P O BOX 173836	DENVER	CO	80217	52	48,111	285,721.81	31	20,714	60,485	83	68,825	346,328	415,150		
WESTAUR STORE INC THE	Form 5500 Not Filed	2205 OLD PHILADELPHIA PKW	LANGCASTER	PA	17602	50	24,269	147,884.37	97	63,019	179,728	177	87,328	327,652	414,982		
AMERICAN STAFFING INC	Form 5500 Not Filed	PO BOX 130	MERIDIAN	MD	86680	26	44,406	233,215.40	26	7,672	17,056	52	52,078	362,271	414,349		
LAS VEGAS ROCKY LLP	Form 5500 Not Filed	9030 E SUNRISE DRAMACHECK	SCOTTSDALE	AZ	85264	64	35,703	209,811.23	51	41,881	77,283	115	73,683	337,025	414,261		
PREMIUM REAL SERVICES INC	Form 5500 Not Filed	618 SPIRIT DR #200	CHESTERFIELD	MO	63005	45	40,936	249,381.48	50	33,081	74,017	95	74,017	339,767	413,784		
SPRING HILLS HOME CARE SERVICES HENDERSON LLC	Form 5500 Not Filed	515 PLAINFIELD AVE STE 200	EDISON	NJ	8817	59	40,743	250,719.59	52	32,862	89,867	111	73,105	340,584	413,689		
PRINGLAW INC	Form 5500 Not Filed	8500 WILHELM ST	EDISON	NJ	8812	50	39,748	232,888.15	40	29,928	80,915	90	69,673	337,520	413,520		
HELIX ELECTRIC OF NEVADA LLC	Form 5500 Not Filed	PO BOX 280 NUC ADVANTAGE	NORTH PLATTE	NE	69103	48	38,770	273,366.52	47	24,536	76,576	95	63,326	349,943	413,260		
SPRING MTN TREATMENT CTR	Form 5500 Not Filed	PO BOX 283 NUC EXPRESS	ST LOUIS	MO	63166	54	41,518	254,518.79	46	29,880	86,942	100	71,998	341,461	412,859		
MEGACON INC	Form 5500 Not Filed	1605 SMOULTRIE RD NORTON	CHARLOTTE	NC	28227	50	36,262	232,538.49	43	33,263	83,263	83	62,527	344,283	412,623		
MEANSTAR INVESTMENT COMPANY	Form 5500 Not Filed	2201 4TH AVE N	BIRMINGHAM	AL	35203	57	47,516	249,519.70	65	36,277	86,015	122	83,793	352,519	412,328		
MEM-SMART INC	Form 5500 Not Filed	3185 SAINT ROSE PKWY STE 330	HENDERSON	NV	89052	67	37,374	225,040.86	54	27,218	122,173	121	64,632	347,217	411,849		
PAN SQUARED LAS VEGAS LLC	Form 5500 Not Filed	1828 GODO-HOME RD STE 102	INDIANOLA	PA	17025	34	29,490	160,142.41	40	36,969	182,020	74	65,459	345,164	410,622		
MOUNTAIN AMERICA CREDIT UNION	Form 5500 Not Filed	PO BOX 25216 NEMP ADVOCAT	DEAT LAKE CITY	CO	81425	60	47,771	246,177.13	43	37,121	110,511	103	81,241	331,241	410,516		
UD HOLDINGS LLC	Form 5500 Not Filed	2900 E DESERT RIM RD STE 102	LAS VEGAS	NV	89123	59	37,529	240,340.10	46	35,818	96,863	105	73,347	337,201	410,550		
LOVINS TRAVEL STOPS & COUNTRY	Form 5500 Not Filed	PO BOX 283 NUC EXPRESS	ST LOUIS	MO	63166	72	19,215	123,388.22	71	44,045	193,308	143	83,760	326,096	409,456		
PARK BENCH CAFE & MAINTENANCE	Form 5500 Not Filed	1401 WOODRUFF ST	LAS VEGAS	NV	89133	64	44,923	292,223.69	53	40,527	119,623	117	65,237	342,993	409,219		
SICK PALACE CORPORATION	Form 5500 Not Filed	20 ORANGING AVE STE 1600	MORGAN HILL	CA	95037	52	24,757	144,609.06	67	49,919	188,724	119	74,676	331,331	408,009		
MORGAN & MORGAN	Form 5500 Not Filed	20 ORANGING AVE STE 1600	DORLAND	IL	32801	51	34,767	222,742.78	63	44,076	106,101	114	78,843	328,844	407,686		
STARKS GAMING MANAGEMENT I	Form 5500 Not Filed	8665 S ROCKY MOUNTAIN	PHOENIX	AZ	85021	66	46,525	250,800.00	53	42,580	125,000	119	85,100	350,780	407,523		
R V WEDDELL & SONS CO	Form 5500 Not Filed	4905 E CARRY AVE	LAS VEGAS	NV	89115	48	34,034	223,089.76	49	34,080	115,667	97	68,114	338,757	406,873		
FALLON PAULITE SHOSHONE TRIBE	Form 5500 Not Filed	565 RIO VISTA DR	FALLON	NV	89406	32	43,842	220,358.10	30	43,420	98,055	62	87,332	318,413	405,745		
WEESER SECURITY SERVICES INC	Form 5500 Not Filed	PO BOX 5120	NEW ORLEANS	LA	70151	57	46,688	269,172.77	33	22,338	67,316	90	69,026	336,489	405,514		
JANG INC	Form 5500 Not Filed	1213 SPRING STREET 6TH FLOOR EAST	NEW YORK	NY	10013	62	43,376	253,439.09	51	37,004	68,580	113	65,580	335,664	405,184		
LUKOTTGA OF AMERICA INC	Form 5500 Not Filed	4000 LUKOTTGA PL	MASSON	OH	45040	55	30,691	205,207.53	53	34,822	133,123	107	69,613	338,331	404,843		
SAITTA TRUDEAU CHRY JEOP DO	Form 5500 Not Filed	1544 E WAHIAUANUA AVE	PAHRUMP	NV	89048	50	2,339	1,658.51	13	122,115	273,026	23	124,454	279,175	403,830		
UNITED SECURITY SERVICES INC	Form 5500 Not Filed	1805 INDIANA AVE STE 300	NORTH LAS VEGAS	NV	89115	58	39,923	225,429.29	42	38,157	118,811	100	67,080	340,900	403,717		
AMERICAN ADDICTION CENTER INC	Form 5500 Not Filed	200 POWELL PL FL 2	BRENTWOOD	TN	37027	59	39,132	243,421.21	42	26,976	76,356	101	66,108	346,968	403,056		
NEW VISTA RANCH INC	Form 5500 Not Filed	3606 N RANCHO DR STE 102	LAS VEGAS	NV	89130	50	37,978	257,188.35	52	29,543	75,284	102	67,521	332,467	399,988		
CASHMAN PHOTO ENTERPRISES	Form 5500 Not Filed	1670N LAS VEGAS BLVD STE 112	NORTH LAS VEGAS	NV	89020	58	39,923	225,429.29	42	38,157	118,811	100	67,080	340,900	403,717		
LAS VEGAS PAULITE CANNABIS AUTHORITY	Form 5500 Not Filed	1235 PALMITE CIR	LAS VEGAS	NV	89106	42	34,964	226,627.20	56	31,729	105,020	118	66,703	331,667	398,371		
BOGORA LATINA CORPORATION	Form 5500 Not Filed	PO BOX 66744 NUCAL VCM	ST LOUIS	MO	63166	49	34,157	200,159.73	58	44,814	118,004	107	78,971	351,164	396,135		
PO BOX CENTER WEST INC	Form 5500 Not Filed	PO BOX 7480 SHERBURNI ST	GARDEN CITY	NY	11530	40	36,825	220,9									

Appendices

Company Name	Form 5500	Address	City	State	Zip	Employees on Medicaid				Dependents on Medicaid				Total Employees and Dependents			
						Number	State Cost	Federal Cost	Number	State Cost	Federal Cost	Number	State Cost	Federal Cost	Cost		
ACCURATE BUILDING MAINTENANCE	Form 5500 Not Filled	4435 W SUNSET RD	LAS VEGAS	NV	89118	48	35,762	278,214.13	55	23,957	50,643	103	59,719	318,857	377,576		
NATIONAL DEBT RELIEF LLC	Neither 4A or 4B Benefits Provided	180 MAIDEN LN FL 30	NEW YORK	NY	10038	34	33,050	176,987.92	59	40,667	126,624	93	73,717	303,612	376,328		
SPRING VALLEY HEALTH CARE LLC	Form 5500 Not Filled	200 RISSERBROOK RD	SPRINGS	MO	21152	46	44,145	207,789.25	61	34,734	90,398	107	77,879	298,187	376,066		
DANWORTH REED SULLOAN, LLC	Form 5500 Not Filled	3000 LAS VEGAS BLVD S	LAS VEGAS	NV	89109	46	37,000	245,113.91	49	31,978	51,560	95	69,013	315,907	375,470		
SA AUTOMOTIVE, LTD	Neither 4A or 4B Benefits Provided	6645 ECHO AVE STE B	RENO	NV	89906	46	35,852	233,277.94	49	27,455	79,045	95	63,307	312,323	375,631		
NEVADA BEVERAGE CO INC	Neither 4A or 4B Benefits Provided	3940 W TROPICANA AVE	LAS VEGAS	NV	89103	44	30,974	188,076.31	41	33,322	123,020	85	64,296	311,096	375,392		
FOX RENT CAR INC	Form 5500 Not Filled	15000 WEST CENTURY BLVD	LOS ANGELES	CA	90045	43	37,278	212,839.69	49	30,582	61,664	92	68,260	312,947	375,247		
WEST BOX	Form 5500 Not Filled	PO BOX 496339	GARLAND	TX	75049	39	31,458	184,544.03	60	35,568	120,580	99	67,026	305,124	374,151		
BTL PAYROLL LLC	Form 5500 Not Filled	2300 W EMPIRE AVE FL 5	BURBANK	CA	91104	51	41,039	274,739.96	28	15,501	43,709	79	56,540	317,468	374,008		
SALLY BEAUTY DISTRIBUTION CO	Form 5500 Not Filled	PO BOX 283 NUC EXPRESS	ST LOUIS	MO	63166	46	34,166	208,820.66	51	30,952	91,251	97	65,118	308,072	373,769		
WOMEN'S DEPT STORES INC	4A or 4B Benefits Provided	PO BOX 283 NUC EXPRESS	ST LOUIS	MO	63166	56	35,783	194,313.94	47	26,033	125,555	103	62,816	319,869	373,662		
LITZ CLUB MANAGEMENT COMPANY L	Form 5500 Not Filled	2902 Corporate PI	CHANDLER	MN	55117	56	33,716	206,205.78	47	30,493	102,190	103	64,209	308,396	372,605		
ICI AUTHORITY LLC	Form 5500 Not Filled	1605 RIGGS CT STE 200	RENO	NV	89902	52	31,101	222,177.38	42	27,456	89,728	94	58,557	311,905	372,466		
DE FOOD GROUP INC	Form 5500 Not Filled	4600 37TH AVE SW	SEATTLE	WA	98126	49	34,724	214,113.91	49	31,978	51,560	98	69,701	317,407	372,407		
NATHAN ADelson HOSPICE	Neither 4A or 4B Benefits Provided	4141 UNIVERSITY CENTER DR	LAS VEGAS	NV	89119	42	25,988	169,499.06	63	41,192	135,863	105	66,990	304,862	371,652		
SOFIDE AMERICA CORPORATION	4A or 4B Benefits Provided	300 WASH RD BLDG 1	HORSHAM	PA	19044	46	32,802	219,216.33	47	28,104	91,519	93	60,906	310,735	371,462		
NEUROLOGY & ENDOSCOPY ASSOCI	Neither 4A or 4B Benefits Provided	500 S RANCHO DR STE 132	LAS VEGAS	NV	89103	43	30,204	209,425.56	53	30,952	91,251	96	61,756	309,551	371,247		
CAZZLE INC	4A or 4B Benefits Provided	811 SANDHILL RD	RENO	NV	89521	49	38,485	217,912.22	41	26,095	86,618	90	64,580	306,528	371,109		
TIMES UP INC	Neither 4A or 4B Benefits Provided	6355 SUNSET CORPORATE DR	LAS VEGAS	NV	89120	44	32,762	185,113.88	50	36,688	116,168	104	69,450	307,282	370,732		
CHARLES RIVER LABORATORIES IN	Form 5500 Not Filled	PO BOX 283 NUC EXPRESS	ST LOUIS	MO	63166	65	32,216	228,545.66	40	27,214	82,780	105	59,330	311,246	370,676		
RBIG LLC	Form 5500 Not Filled	2000 TAYLOR DR STE 200	AUBURN HILLS	MI	48426	37	33,291	243,605.42	27	22,888	70,739	64	56,189	314,344	370,535		
PEOPLE 2.0 NORTH AMERICA LLC	Form 5500 Not Filled	PO BOX 280100 WITHAMASANTHOTH	NASHVILLE	TN	37278	49	49,445	238,270.09	39	22,076	68,880	88	62,521	307,250	369,771		
DANN LIMONGINI INC	Form 5500 Not Filled	1401 HELM DR	LAS VEGAS	NV	89119	45	37,784	262,670.01	30	16,934	46,955	75	54,718	318,744	369,452		
IS SECURITY SERVICES INC	Form 5500 Not Filled	8670 TECHNOLOGY WAY	RENO	NV	89521	40	25,930	181,704.28	27	43,813	117,981	67	69,743	299,636	369,279		
FRONTIER AIRLINES	4A or 4B Benefits Provided	4545 AIRPORT WAY	DENVER	CO	80239	58	50,487	249,032.43	26	19,925	49,838	84	60,412	308,870	369,282		
M S W INC	Form 5500 Not Filled	PO BOX 283 NUC EXPRESS	ST LOUIS	MO	63166	38	38,565	242,130.57	31	19,705	68,788	69	58,320	310,919	369,238		
WEST GATE INC	Form 5500 Not Filled	10020 E EASTERN AVE STE 130	BENDERSON	CO	80522	42	31,000	205,313.81	41	43,966	107,785	111	75,972	291,020	368,809		
APEX SYSTEMS LLC	Neither 4A or 4B Benefits Provided	4400 COX RD STE 200	GLEN ALLEN	VA	23060	40	45,596	224,108.60	40	24,764	79,023	87	65,560	301,132	368,493		
FORWARD RAZOR LLC	Form 5500 Not Filled	9777 N COLLEGE AVE	INDIANAPOLIS	IN	46280	44	45,800	215,332.62	40	30,628	76,537	84	76,428	317,871	368,301		
NEOCLUST LAS VEGAS	Form 5500 Not Filled	PO BOX 280100 WITHAMASANTHOTH	NASHVILLE	TN	37278	42	41,465	218,451.28	42	32,441	93,272	104	74,906	312,658	368,188		
MARIANAS ENTERPRISES	Form 5500 Not Filled	8028 BITCH HWY #212 30MS	PASADENA	MD	21122	50	41,647	203,983.70	49	39,923	90,067	99	72,880	294,051	368,131		
SPONENTIAL MANAGEMENT LV LLC	Form 5500 Not Filled	1117 N CURRY ST	CARSON CITY	NV	89703	53	31,042	214,445.35	48	27,806	84,167	101	58,848	308,612	367,460		
JACOBS ELO ENTERTAINMENT INC	Form 5500 Not Filled	12596 BA WATAUD AVE STE 100	LAWRENWOOD	CO	80228	64	23,842	155,706.16	58	52,351	144,746	122	76,189	290,452	366,645		
ARMASONG SONS INC	Form 5500 Not Filled	PO BOX 19219	RENO	NV	89519	49	39,919	188,451.69	55	35,806	107,785	104	68,005	298,213	366,219		
LOOMIS ARMORER US LLC	Neither 4A or 4B Benefits Provided	PO BOX 66744 NUC EXPRESS	ST LOUIS	MO	63166	41	28,095	157,654.44	54	41,264	147,780	95	69,559	295,434	365,294		
BLACK PAT LAS VEGAS LLC	Form 5500 Not Filled	5800 WINDWARD PARKWAY	ALPHARETTA	GA	30005	59	36,702	271,349.45	23	13,212	43,828	82	49,914	315,177	365,093		
PHENIXIA SERVICES INC	4A or 4B Benefits Provided	1245 AIRBORNE DR	WILLOUGHBY	OH	44092	32	29,426	209,450.60	33	28,644	84,167	65	57,276	307,762	364,782		
MANAGED LABOR SOLUTIONS LLC	Form 5500 Not Filled	5235 OAK VIEW DR	ALLEN TOWNSHIP	PA	18104	47	35,662	227,583.80	26	23,639	81,381	53	59,301	305,731	363,032		
RC BALANCE LLC	4A or 4B Benefits Provided	4455 E CAMELBACK RD STE A115	PHOENIX	AZ	85018	50	36,252	252,716.99	23	19,468	55,592	73	55,720	309,311	363,031		
HOUSTON CAPITAL LLC	Form 5500 Not Filled	7600 CAPITAL BLVD	HOUSTON	TX	77061	42	35,442	226,468.26	45	35,442	107,288	87	60,884	293,756	362,644		
GRIGSEN & KOPPOWOLD OD PC	Form 5500 Not Filled	5090 E SUNSHINE DR NMANHCHE	PHOENIX	AZ	85044	52	34,933	196,765.23	55	36,687	95,901	107	71,620	295,666	362,275		
GIDEON TOLL MANAGEMENT SERVICE	4A or 4B Benefits Provided	2401 SCOTT AVE # 106	FORT WORTH	TX	76103	46	35,383	226,133.17	38	24,457	78,025	84	59,840	304,158	361,998		
COMODO HOLDINGS INC	4A or 4B Benefits Provided	4020 S 26TH ST	PHILADELPHIA	PA	19112	58	56,001	222,567.47	33	28,455	75,884	91	64,476	299,451	361,926		
ENW ASSOCIATED LIVING SERVICES	Form 5500 Not Filled	4025 W DESERT INN DR STE A	RENO	NV	89522	42	34,121	205,313.81	50	31,721	69,743	92	66,343	297,431	361,818		
LAS VEGAS MEDICAL GROUP LLC	Form 5500 Not Filled	3615 GULF RD	KING OF PRUSSIA	PA	19406	44	36,376	183,242.04	58	35,302	109,594	102	71,678	291,836	361,513		
SEARUN THE MART LLC	4A or 4B Benefits Provided	529 INDUSTRIAL PARK ROAD	COLUMBIA	MS	39429	57	32,771	236,120.26	45	26,127	68,213	102	58,898	304,335	361,281		
FOURTEEN INC	Neither 4A or 4B Benefits Provided	3426 HAMILTON	SAN JOSE	CA	95128	42	41,465	195,620.19	47	38,465	93,847	89	70,327	301,472	361,279		
HARRIS LAS VEGAS LLC	Form 5500 Not Filled	909 MONTREAL CIR	SAINTE PAUL	MN	55102	42	31,880	228,201.25	36	24,525	78,265	78	56,505	306,649	361,155		
UNIS OF DELAWARE INC	Form 5500 Not Filled	3671 GULF RD	KING OF PRUSSIA	PA	19406	39	34,062	194,549.59	61	35,693	98,787	100	69,725	297,337	360,992		
CHILDREN'S CABINET INC THE	4A or 4B Benefits Provided	133 BURBANK RD	BELLEVIEW	CO	80109	43	36,633	213,826.09	42	36,633	110,649	85	69,426	293,386	360,819		
CENTURY THEATERS INC	Form 5500 Not Filled	1090 S ROCK BLVD	RENO	NV	89502	46	36,126	195,920.18	48	34,613	95,984	94	70,739	291,904	360,643		
ADVANTAGE CLEANERS LLC	Form 5500 Not Filled	3900 DALLAS PKWY STE 500	PLANO	TX	75093	45	25,925	171,264.23	50	36,088	129,257	95	62,013	300,521	360,534		
SALLY BEAUTY COMPANY LLC	Form 5500 Not Filled	5090 E SUNSHINE DR NMANHCHE	PHOENIX	AZ	85044	42	31,649	242,257.47	24	17,957	66,547	66	49,606	311,806	360,410		
ELEVATION CONSULTANTS	Form 5500 Not Filled	PO BOX 283 NUC EXPRESS	ST LOUIS	MO	63166	58	51,000	205,313.81	47	42,791	107,785	105	64,782	305,027	360,418		
URION PAX INC	Form 5500 Not Filled	11168 SWEETSTICK	LAS VEGAS	NV	89138	50	24,664	194,520.41	46	34,983	106,266	96	59,647	300,786	360,433		
HEARSTERN & MAIRBIRT L P	Neither 4A or 4B Benefits Provided	300 LIGHTING WAY STE 100	LAS VEGAS	NV	89104	42	30,425	195,521.98	44	35,726	104,818	86	76,152	300,346	360,379		
SUN CITY SUMMITER COMM ASSN	Neither 4A or 4B Benefits Provided	9107 DEL WEBB HWY	LAS VEGAS	NV	89144	47	30,225	241,947.67	33	48,845	180,211	80	48,246	310,793	359,039		
BREWDOG BREWING COMPANY, LLC	4A or 4B Benefits Provided	96 HENDER DR	CANAL WINCHESTER	OH	43110	50	36,196	210,124.39	42	30,776	81,427	94	66,972	291,551	358,523		
RENO 455 FAMILY MARKETS INC	Form 5500 Not Filled	6121 WASHINGTON ST STE 500	WINN FALLS	CA	95921	42	20,205	125,566.10	52	45,736	106,266	94	66,110	292,113	358,227		
THRIVE MARKET, INC	Form 5500 Not Filled	700 MILAN DR STE 101	SPARKS	NV	89437	58	29,129	190,692.66	48	39,007	99,287	106	68,136	299,980	357,116		
AMERICAN EAGLE READY MIX LLC	4A or 4B Benefits Provided	130 W DELHI AVE	NORTH LAS VEGAS	NV	89032	42	29,496	189,544.57	51	34,500	104,691	93	64,006	293,238	357,327		
KN CARRIER LLC	Neither 4A or 4B Benefits Provided	3033 LOSER RD	NORTH LAS VEGAS	NV	89030	41	30,382	190,383.80	43	25,343	69,922	84	55,725	300,306	356,031		
CLEANER INC	Neither 4A or 4B Benefits Provided	4843 LA MANA RD	WILSON	NC	27891	48	34,576	199,060.10	36	17,612	54,818	84	52,188	287,785			

Appendices

Company Name	Form 5500	Address	City	State	Zip	Employees on Medicaid			Dependents on Medicaid			Total Employees and Dependents			
						Number	State Cost	Federal Cost	Number	State Cost	Federal Cost	Number	State Cost	Federal Cost	Cost
LAS VEGAS OPERATIONS LLC	Form 5500 Not Filed	3570 KEITH ST NW	CLEVELAND	TN	37312	40	5	199,713.23	45	5	90,493	5	63,758	276,113	341,879
ASPH PHARMACEUTICALS LLC	Form 5500 Not Filed	200 PARK AVE STE 300	FLORHAM PARK	NJ	79822	49	35,001	177,825.96	53	34,506	84,014	92	69,507	271,840	341,466
ULP-LRAC COUNTY LIBRARY DIST	Form 5500 Not Filed	7060 W WINDMILL LN	LAS VEGAS	NV	89113	58	26,758	229,690.91	30	12,206	71,160	88	39,964	300,854	340,815
PETROLEUM AMERICA, LLC	Form 5500 Not Filed	PO BOX 3669	THOUSAND OAKS	CA	91329	58	289,256	1,036,651	53	123,651	55,537	90	543,871	285,180	343,965
OLIC NEVADA LLC	Form 5500 Not Filed	9271 S JOHN YOUNG PKWY	ORLANDO	FL	32819	41	35,544	194,320.23	44	26,486	85,996	85	64,454	276,316	340,770
COOPER MEDICAL ENTERPRISE LLC	Neither 4A or 4J Benefits Provided	9033 W SAHARA AVE	LAS VEGAS	NV	89117	45	30,126	154,972.52	55	39,986	115,555	100	70,112	270,628	340,741
COMPUTER TECHNOLOGY SOLUTIONS US CORP	Form 5500 Not Filed	121 QUANTITY CTR STE 150	COLLEGE STATION	TX	77845	45	29,169	149,698.42	44	16,246	52,646	79	45,415	287,985	340,729
NEW C A P S LLC	Form 5500 Not Filed	10600 VIRGINIA AVE	DULHUR CITY	CA	90232	47	30,733	237,763.33	25	17,839	53,701	72	48,672	291,465	340,172
LOWES OF NEVADA LLC	Form 5500 Not Filed	PO BOX 26210	CULIMERA CITY	OK	73126	69	29,184	167,176.15	68	34,443	106,729	137	63,637	275,905	339,542
FLORIAN AND ASSOCIATES LLC	Form 5500 Not Filed	15501 MOOSEHEAD RD	HERNIMAN	UT	84067	38	25,525	127,839.72	50	36,975	100,363	86	62,500	283,208	339,480
HAND SENIOR LIVING COMPANY W	Form 5500 Not Filed	PO BOX 230222	LAS VEGAS	NV	89105	39	31,678	214,756.58	29	20,509	72,230	52,187	287,077	339,264	
VEGAS TAPAS LLC	Form 5500 Not Filed	5419 N SHELDON RD	CHICAGO	IL	60640	44	29,655	189,581.94	35	27,468	92,523	79	57,123	282,107	339,230
SUNSTATE COMPANIES LLC	Neither 4A or 4J Benefits Provided	1101 E CRAG RD	NORTH LAS VEGAS	NV	89030	42	24,857	163,967.51	53	31,394	118,996	93	56,251	283,370	339,215
F CONCRETE LLC	Form 5500 Not Filed	11 FREMONT ST	LAS VEGAS	NV	89101	49	33,159	209,991.11	41	22,875	54,534	90	54,834	283,370	339,165
NEVER GIVE UP RESIDENTIAL	Form 5500 Not Filed	3040 SOUTH NEVADA HWY	AMARGOSA VALLEY	NV	89000	53	42,926	224,492.36	33	19,465	60,700	86	62,391	275,192	337,583
RENO PIZZA INC	Form 5500 Not Filed	P O BOX 938	LA PUENTE	CA	91747	53	27,215	206,749.08	44	25,135	79,310	97	52,350	285,059	337,408
EMERITUS CORPORATION	Form 5500 Not Filed	PO BOX 280100 NTHOMAS/THORN	NASHVILLE	TN	37278	36	27,253	173,879.72	50	36,975	100,363	86	62,500	277,437	336,663
NEVADA BARRICADE AND SIGN CO	Form 5500 Not Filed	P O BOX 20459	RENO	NV	89515	43	30,148	223,681.70	34	23,106	77	57	43,254	283,303	336,555
CHILDREN'S LEARNING ADVENTURE EE, LLC	Form 5500 Not Filed	14631 N SCOTTSDALE RD STE 200	SCOTTSDALE	AZ	85254	40	29,034	192,409.50	47	26,669	88,376	87	55,703	289,779	336,482
GOLDEN ENTERTAINMENT INC	Form 5500 Not Filed	1550 S JONES BLVD	LAS VEGAS	NV	89139	38	28,083	185,489.04	27	20,746	62,155	65	48,829	277,635	336,466
GOLDEN STATE SUPPLY INC	Form 5500 Not Filed	PO BOX 60744 '4' TALK UCAM	ST LOUIS	MO	63166	42	27,755	185,792.58	39	28,066	91,235	81	55,821	280,018	336,463
SH HARMON 88 LLC	Form 5500 Not Filed	3743 HOWARD HUGHES PKWY STE 200	LAS VEGAS	NV	89169	51	32,100	213,692.54	39	22,345	67,610	90	54,445	281,293	336,378
PIRATORY FRAMING LLC	Form 5500 Not Filed	3638 N WYANDOM DRIVE	LAS VEGAS	NV	89130	39	58,486	205,447.20	24	15,532	56,345	54	73,818	264,782	336,601
ESSENTIAL CARE NEVADA LLC	Form 5500 Not Filed	8905 SPANISH BROOK AVE STE 100	LAS VEGAS	NV	89148	39	29,517	159,167.77	34	25,877	59,465	73	54,693	280,665	336,462
DIXIE INCORPORATED	Form 5500 Not Filed	2001 S JONES BLVD #K	LAS VEGAS	NV	89146	46	37,167	134,881.84	32	40,129	143,969	59	56,552	278,851	335,404
WESTERN PARTITION INC	Neither 4A or 4J Benefits Provided	26055 SW CANYON CREEK RD	WILSONVILLE	OR	97170	27	29,029	226,838.46	35	20,728	70,766	77	49,757	285,624	335,382
SASSO CONCEPTS LTD	Form 5500 Not Filed	40 WASHINGTON ST STE 101	RENO	NV	89503	40	32,928	207,460.39	44	32,627	105,612	84	65,577	268,370	335,289
URS FEDERAL SERVICES INC	Form 5500 Not Filed	20501 SENECA MEADOWS #300 DLAFT DEXT	GERMANTOWN	MD	20876	58	29,632	156,559.86	80	38,001	110,567	138	67,633	267,127	334,760
QUICK DUST CARSON CITY LLC	Form 5500 Not Filed	12196 N BAYVIEW AVE STE 100	LAKEWOOD	CO	80228	46	34,330	241,400.87	38	13,844	45,240	84	47,814	286,641	334,555
EMERITUS CORPORATION	Form 5500 Not Filed	1280 S BRIDGE ST	WOODBRIDGE	VA	22191	46	32,928	185,600.18	40	27,662	100,096	86	55,264	286,697	334,515
LONGS DRUG STORES CALIFORNIA	Form 5500 Not Filed	ONE CVS DR - M52730	WOODSOCKET	RI	28905	60	31,320	193,750.22	51	27,523	83,706	111	58,841	275,466	334,287
SMURFIT REALTY LLC	Form 5500 Not Filed	801 S Rampart #200	LAS VEGAS	NV	89145	46	34,269	195,788.33	42	28,029	75,168	88	62,298	270,956	333,255
QUALITY BRAND GROUP NEVADA LLC	Form 5500 Not Filed	1001 W MAIN ST STE 100	STAMFORD	CT	06902	43	31,116	174,380.55	43	24,905	102,663	84	56,100	277,044	333,145
GENESIS HOLDING SOLUTIONS 46	Form 5500 Not Filed	28420 HARBOY TOLL RD STE 225	SPRING	VA	22151	39	32,485	174,460.39	41	22,893	89,647	80	45,383	281,661	333,145
ITS LOGISTICS LLC	Form 5500 Not Filed	1555 VISTA BLVD	SPARKS	NV	89434	47	32,271	194,726.74	40	21,429	86,166	87	53,700	272,062	333,661
MY RIDE TO WORK LLC	Form 5500 Not Filed	1416 GENTRY WAY	RENO	NV	89502	35	27,480	245,889.42	30	13,207	44,810	65	41,817	290,699	333,887
HEBRYON LLC	Neither 4A or 4J Benefits Provided	HEBRYON 3RD WY	HANDELS	VA	22081	42	32,928	181,604.21	39	26,844	91,144	81	50,191	281,752	333,887
ARCNY INC	Neither 4A or 4J Benefits Provided	7575 W WASHINGTON AVE, STE 1127-101	LAS VEGAS	NV	89118	37	32	211,558.25	27	16,758	61,249	59	58,867	274,847	331,464
BASE PRO OUTDOOR WORLD LLC	Form 5500 Not Filed	PO BOX 283 NUC EXPRESS	ST LOUIS	MO	63166	39	24,986	198,945.55	31	18,038	68,952	70	43,024	287,899	330,922
THE 4U NETWORK COMPANY LLC	Form 5500 Not Filed	11210 E TORRESE DR STE 300	SCOTTSDALE	AZ	85267	41	32,928	185,600.18	40	27,662	100,096	86	55,264	286,697	330,922
TANVA METAL GROUP INC	Form 5500 Not Filed	6138B REGIO AVE	BUENA PARK	CA	90620	25	41,730	177,273.23	29	22,233	65,255	54	39,505	256,278	330,260
ENCHANT CHRISTMAS LLC	Form 5500 Not Filed	5668 17TH AVE NW STE 1198	SEATTLE	WA	98107	55	38,086	235,715.91	26	15,014	41,289	81	53,100	276,885	330,885
DESTINATIONS BY DESIGN INC	Neither 4A or 4J Benefits Provided	7038 W TECH AVE	LAS VEGAS	NV	89113	44	29,692	206,828.38	42	25,290	68,131	86	55,082	274,959	330,040
CASE AND ASSOCIATES PHARRS LLC	Form 5500 Not Filed	40 S W 13TH ST STE 301	MIAMI	FL	33130	40	32,485	207,460.39	43	31,680	95,749	74	56,790	273,466	329,638
FOCUS PLUMBING LLC	Form 5500 Not Filed	1220 S COMMERCER ST #120	LAS VEGAS	NV	89102	38	27,330	165,667.52	51	28,153	107,575	89	65,483	273,243	328,726
SUALCAN, LLC	Form 5500 Not Filed	4145 WAGON TRAIL AVE	LAS VEGAS	NV	89118	44	23,466	158,907.53	42	38,404	107,814	86	53,870	266,728	328,552
CELESTIALITY LLC	Form 5500 Not Filed	16000 N MILITARY BLVD	COCKEY PEARSON	TX	75067	46	34,966	219,360.84	42	32,928	92,985	75	52,988	275,353	328,552
LUX INDUSTRIES LLC	Form 5500 Not Filed	3901 E 6TH ST	RENO	NV	89512	46	30,176	250,766.72	20	9,818	37,437	66	39,994	288,204	328,197
SCHNEIDER NATL CARRIER INC	Form 5500 Not Filed	PO BOX 254	GREEN BAY	WI	53405	46	28,045	219,124.80	28	15,784	64,345	76	43,829	287,470	327,299
COLLEEN ELECTRICAL EXHIBITION S	Form 5500 Not Filed	6705 SOUTH EASTERN AVENUE	RENO	NV	89512	42	30,585	183,288.07	37	14,887	55,287	65	45,008	281,250	327,299
OWL CLUB INC	Form 5500 Not Filed	721 E FRONT ST	BATTLE MTN	NV	89830	12	8,840	19,255.46	12	94,211	208,558	24	99,051	272,841	326,896
BYOND LLC	Form 5500 Not Filed	2401 S Foothill DR	SALT LAKE CITY	UT	84109	45	20,412	145,359.90	53	40,445	119,217	94	60,857	265,077	325,933
VENO GAMING CORPORATION	Neither 4A or 4J Benefits Provided	6465 S WAINWOB BLVD RD	LAS VEGAS	NV	89118	47	36,401	188,008.00	38	23,268	77,893	85	59,669	265,976	325,645
TELEASSTANT LLC	Form 5500 Not Filed	81 TOW DUNBAR DR STE 200	LAS VEGAS	NV	89149	40	30,126	167,113.74	41	31,888	95,647	79	52,479	273,466	325,638
RADIUS GLOBAL SOLUTIONS LLC	Form 5500 Not Filed	50 W SPRICKFIELD PIKE	AMBER	PA	19002	45	38,397	185,684.35	35	27,564	79,339	86	65,561	259,623	325,183
CUSTOMER CONNEX LLC	Form 5500 Not Filed	1713 JACKSON AVE N STE 102	HOPKINS	MN	55343	49	29,216	178,830.27	23	22,463	94,377	75	51,679	273,207	324,886
PARADISE CHURCH/CELEBRAS LAS VEGAS	Form 5500 Not Filed	8603 LAS VEGAS BLVD #600	LAS VEGAS	NV	89118	46	31,983	181,604.21	41	29,289	95,647	86	60,138	274,254	324,886
T NICKOLAS CO	Form 5500 Not Filed	3714 W SUNSET RD	LAS VEGAS	NV	89118	36	25,432	203,265.55	29	17,455	76,349	65	42,887	279,615	324,560
PRIOSTAFF INC	Form 5500 Not Filed	PO BOX 351567 NEMO EDGE	WESTMINSTER	CO	80035	56	35,518	232,761.13	21	12,862	41,093	77	48,380	273,854	322,233
WESTERN ALLIANCE BANK	Form 5500 Not Filed	1700 W SAHARA AVE	LAS VEGAS	NV	89102	42	30,585	183,288.07	35	22,463	85,287	77	48,380	273,580	322,233
ENLIGHTENMENT STATION EARLY LEARNING CENTER LLC	Form 5500 Not Filed	6131 N STEPHANIE ST	HENDERSON	NV	89014	35	25,597	185,612.71	25	13,834	45,931	60	49,431	270,608	322,038
NORTHERN NV HWY OUTLETPR PR	Neither 4A or 4J Benefits Provided	580 W 37TH ST	RENO	NV	89503	40	31,833	178,368.80	43	33,618	78,037	83	65,471	256,406	321,877
MAHARON TRUCK BODY INC	Form 5500 Not Filed	PO BOX 80079	SANTA CLARITA	CA	91180	57	32,748	279,189.41	10	2,774	7,020	67	35,522	288,209	

Appendices

Company Name	Form 5500	Address	City	State	Zip	Employees on Medicaid				Dependents on Medicaid				Total Employees and Dependents			
						Number	State Cost	Federal Cost	Number	State Cost	Federal Cost	Number	State Cost	Federal Cost	Cost		
EAGLE QUEST	Form 5500 Not Filled	3680 N RANCHO	LAS VEGAS	NV	89106	42	27,446	165,398.74	37	27,846	83,445	79	55,292	248,844	304,136		
MANAGEMENT & TRAINING CORP	Form 5500 Not Filled	PO BOX 10	CENTREVILLE	UT	84014	48	32,511	202,821.40	29	13,572	55,078	77	46,083	257,899	303,981		
HOME AIDE	Form 5500 Not Filled	2868 MARITIME DR STE 100	ELA GROVE	CA	95758	34	25,099	178,379.90	21	26,760	72,697	55	52,455	251,077	303,524		
DESIGNED DEFENSE SECURITY SERVICES	Form 5500 Not Filled	2065 HOURS POOL LN	WILMINGTON	DE	19127	39	25,865	193,273.90	29	15,600	51,831	68	44,565	245,104	303,252		
MARSHB BUILDING MAINTENANCE	Form 5500 Not Filled	2124 UNIVERSITY AVE W	SAINTE PAUL	MN	55114	36	26,298	191,045.97	25	16,911	66,011	61	46,209	257,057	303,266		
C&L ENGLAND INC	Form 5500 Not Filled	PO BOX 173838 NEMP UNITY	DENVER	CO	80217	43	29,722	208,741.07	28	14,728	49,973	71	44,450	258,714	303,165		
KEY CONNECTIONS LLC	Form 5500 Not Filled	7426 W SAHARA AVE STE 102	LAS VEGAS	NV	89117	37	24,000	148,113.70	23	12,600	41,100	60	36,600	249,213	303,165		
NOR INDUSTRIES INC	Neither 4A or 4B Benefits Provided	4714 WINDHILL ROAD	HOUSTON	TX	77070	42	28,673	231,768.03	19	10,684	30,303	61	39,367	263,071	303,938		
MP DASS MANAGEMENT INC	Form 5500 Not Filled	375 E HARMON AVE	LAS VEGAS	NV	89169	45	28,555	198,899.94	33	18,619	56,809	78	47,174	255,709	303,883		
CON LOGISTICS	Form 5500 Not Filled	1200 N MELBOURNE AVE STE 120	DENVER	CO	80261	35	24,000	148,113.70	23	12,600	41,100	58	36,600	249,213	303,165		
ANNING-JOHNSON COMPANY	Form 5500 Not Filled	7265 W SUNSET DRD STE 100	LAS VEGAS	NV	89113	33	25,251	147,872.42	24	10,376	34,144	57	35,627	247,016	303,644		
COVARIANT PROTECTORS LLC	Form 5500 Not Filled	2920 N GREEN VY PWAY 412	HENDERSON	NV	89016	37	27,445	187,305.63	48	32,755	69,540	85	45,700	256,846	303,545		
NEW LEGENDS, INC	Neither 4A or 4B Benefits Provided	1215 OSWALD RD	HUBA CITY	CA	95991	37	29,551	170,800.00	34	23,645	78,774	71	53,196	249,574	303,730		
OVATION BUSINESS SERVICES	Form 5500 Not Filled	6021 S FORT APACHE RD	LAS VEGAS	NV	89148	39	28,585	186,564.87	40	24,473	79,620	79	46,478	249,194	303,252		
LAS VEGAS BELL LLC	Form 5500 Not Filled	818 MISSION AVE	OCEANSIDE	CA	92064	56	32,444	228,116.89	17	9,525	31,981	73	42,969	260,098	302,167		
ANSI ELECTRIC LLC	Form 5500 Not Filled	4505 W HACIENDA AVE STE 200	LAS VEGAS	NV	89118	38	29,748	190,880.25	27	22,510	56,816	65	52,258	249,696	303,954		
UBROLOGY Nevada LTD	Form 5500 Not Filled	5500 KETTER LN	RENO	NV	89511	32	27,006	150,240.38	57	34,688	87,400	89	61,694	239,482	303,787		
MERRILL GARDENS LLC	4A or 4B Benefits Provided	PO BOX 173838 NEMP UNITY	DENVER	CO	80217	33	27,423	200,410.85	23	15,435	58,067	56	43,064	258,478	301,541		
AVENUES RESIDENTIAL LLC	Neither 4A or 4B Benefits Provided	901 5TH AVE STE 3000	SEATTLE	WA	98164	41	28,914	162,948.78	45	30,385	79,201	86	59,299	242,150	301,449		
UNITED SITE SUES OF NEVADA INC	Form 5500 Not Filled	118 FLANDERS RD	WESTBROOKFIELD	MA	01581	33	25,945	154,026.24	39	38,415	92,700	72	54,360	244,998	301,260		
LAS VEGAS CLARK COUNTY URBAN	Form 5500 Not Filled	2470 N DECATUR BLVD STE 150	LAS VEGAS	NV	89108	37	25,053	149,255.87	45	35,397	87,092	82	64,450	258,348	302,798		
LANDCARE USA LLC	4A or 4B Benefits Provided	5285 WESTVIEW DR 100	FREDERICK	MD	21703	37	26,949	159,641.64	48	30,844	82,810	85	57,793	244,453	300,245		
PRINACAL PROTECTION GROUP	Form 5500 Not Filled	3065 N WANDOR DR STE 100	LAS VEGAS	NV	89130	50	29,765	184,844.21	31	22,097	69,394	81	51,862	254,238	300,100		
THREE AMIGOS RESTAURANT GROUP LLC	Form 5500 Not Filled	10300 W CHARLSTON BLVD STE 110	LAS VEGAS	NV	89135	40	27,847	156,662.61	43	25,600	93,813	83	53,447	246,479	299,936		
SMOIAL ANIMM-HOST WATTOO MDS	Form 5500 Not Filled	700 SHADOW LANE #420	LAS VEGAS	NV	89106	36	31,929	155,267.23	44	31,367	81,040	80	63,286	236,307	299,604		
AMERICA FIRST FEDERAL CREDIT UNION	Form 5500 Not Filled	PO BOX 173838 NEMP UNITY	DENVER	CO	80217	29	25,722	180,351.37	35	20,549	120,442	64	46,276	239,793	299,569		
LANOTTI PEDIATRICS LLP	Form 5500 Not Filled	13001 S EASTERN AVE #10	REVERE	MA	01952	35	27,847	172,813.27	41	27,847	79,247	76	55,694	249,077	299,327		
MY LEFT FOOT CHILDRENS THERA	Neither 4A or 4B Benefits Provided	1395 S JONES BLVD B 163	LAS VEGAS	NV	89146	38	33,902	158,876.64	41	28,285	77,680	79	62,187	238,557	298,744		
COPART OF ARIZONA INC	Form 5500 Not Filled	4610 W AMERICA DR	FAIRFIELD	CA	94534	34	22,613	131,147.83	56	36,343	107,055	90	58,956	238,203	297,159		
STATIONERY QUANTITY LLC	Form 5500 Not Filled	2303 S FORT WORTH	HENDERSON	NV	89014	38	25,945	154,026.24	39	38,415	92,700	77	54,360	244,998	297,000		
WINTIC FORCE INC	Form 5500 Not Filled	213 N STEPHAN ST STE 162	HENDERSON	NV	89074	48	28,067	180,564.04	41	24,630	63,525	89	52,697	245,085	296,787		
RUBIO MEDICAL IMAGING LLC	Form 5500 Not Filled	2400 S COMARON RD #100	LAS VEGAS	NV	89117	38	33,865	172,813.80	40	33,177	67,172	78	66,542	239,988	296,511		
HART TO HOME INC	Form 5500 Not Filled	985 DAMONTE RANCH PARKWAY STE #820	RENO	NV	89511	43	34,102	190,593.71	34	19,362	53,382	77	53,464	243,976	296,442		
REYES COCAINA ROUTING LLC	Form 5500 Not Filled	10300 N RIVERS RD STE 9000	ROSEMONT	IL	60018	38	25,847	172,813.80	47	28,897	84,900	84	48,999	243,785	296,442		
DIRT DODG INC	Form 5500 Not Filled	8390 DODGE BLVD	LAS VEGAS	NV	89133	42	26,888	143,537.47	42	32,129	87,761	84	59,017	237,298	296,316		
REVIVE HEALTH SENIOR CARE	Neither 4A or 4B Benefits Provided	155 HAWMILL LN	RENO	NV	89511	45	30,484	169,059.69	43	24,680	71,880	88	55,164	240,940	296,104		
MICHAEL GOODMAN ARCHITECT S/D	Form 5500 Not Filled	PO BOX 283 NUC EXPRESS	ST LOUIS	MO	63166	43	29,748	219,434.36	47	31,318	81,318	90	62,636	242,752	295,921		
CONCRETE SERVICES US INC	Form 5500 Not Filled	34115 W 12 MILE RD	HARMINGTON HILLS	MI	48131	36	31,022	156,238.86	43	27,976	78,337	80	60,998	234,577	295,575		
COMPASS TWO LLC	Form 5500 Not Filled	PO BOX 283 NUC EXPRESS	ST LOUIS	MO	63166	43	29,748	192,092.31	34	18,805	54,454	77	48,649	246,546	295,196		
US65 CENTENNIAL CTR BLVD	Form 5500 Not Filled	1651 CENTENNIAL CTR BLVD	LAS VEGAS	NV	89169	35	25,643	158,098.78	36	24,463	64,848	71	49,106	244,944	294,780		
GIBSON TYLE INC	Form 5500 Not Filled	3975 PONDEROSA WAY	LAS VEGAS	NV	89118	33	24,561	159,841.08	38	32,412	88,021	71	46,975	245,861	294,837		
LUCY LUCY B LLC	Form 5500 Not Filled	3277 CIVIC CENTER DR	NORTH LAS VEGAS	NV	89030	38	28,158	208,070.07	25	14,769	43,561	63	49,927	251,631	294,558		
BOULDER CITY NW OPCI LLC	Form 5500 Not Filled	601 WILKENS AVE	BOULDER CITY	NV	89005	25	28,447	120,610.54	53	41,255	104,021	78	62,720	244,633	294,334		
HENNESS LAS VEGAS INC	Form 5500 Not Filled	1345 S ELIENA AVE #300	CHICAGO	IL	60617	31	23,141	173,030.34	31	24,889	56,132	62	51,784	237,987	294,327		
IDEAS LAS VEGAS LLC	Form 5500 Not Filled	5415 N SHERRIDAN RD	CHICAGO	IL	60640	36	26,534	162,795.63	34	24,508	80,017	70	51,020	242,813	293,855		
IKS & SAVE SOLUTIONS INC	Form 5500 Not Filled	P O BOX 283 NUC EXPRESS	ST LOUIS	MO	63166	43	22,589	152,318.21	32	20,081	69,674	67	51,674	244,990	293,665		
ST MARYS MCGONAGAL GROUP INC	Form 5500 Not Filled	165 N WASHINGTON AVE STE 440	RENO	NV	89503	37	26,076	98,850.64	34	22,454	72,454	71	44,930	242,329	293,160		
PT NEVADA INC	Form 5500 Not Filled	770 PILEOT RD STE A	LAS VEGAS	NV	89119	37	26,113	159,744.82	52	32,543	84,809	89	48,856	244,554	293,411		
EMPLOYER SOLUTIONS SERVICES	Form 5500 Not Filled	9727 NW 41ST ST STE 255	DORAL	FL	33178	57	20,080	146,095.56	18	17,947	104,437	75	38,627	254,533	293,160		
SOUTHERN CULINARY & BAKERY	Form 5500 Not Filled	710 W LAKE MEADOW BLVD	LAS VEGAS	NV	89102	39	26,076	160,460.07	43	26,888	74,933	82	53,964	243,956	293,020		
TSP NEVADA INC	Form 5500 Not Filled	525 W BASELINE RD	MESA	AZ	85210	53	25,425	164,289.79	38	27,879	75,071	91	53,304	239,354	292,658		
US LOCATION SERVICES LLC	Form 5500 Not Filled	9045 RIVER RD STE 300	INDIANAPOLIS	IN	46240	20	26,712	210,109.35	17	16,423	50,300	37	43,140	239,403	292,281		
METRO ONE LOSS PREVENTION GROUP WEST COAST	Form 5500 Not Filled	800 SOUTH AVE STE 200	STAYTON ISLAND	NV	10314	47	30,902	176,964.58	43	25,338	59,250	88	56,240	245,894	292,131		
A & A PARTNERS INC	Neither 4A or 4B Benefits Provided	515 WINDMILL DR	PHOENIX	AZ	85066	39	22,995	173,030.34	31	23,182	63,885	53	52,091	245,921	292,098		
PET KING COMMERCIAL LLC	Form 5500 Not Filled	PO BOX 9158	PHOENIX	AZ	85068	39	22,745	161,676.33	32	24,816	62,538	71	47,561	244,214	291,776		
UNIVERSITY FURNITURE CORP	Neither 4A or 4B Benefits Provided	301 S MARTIN L KING BLVD	LAS VEGAS	NV	89106	32	21,741	171,249.92	38	25,984	72,696	68	47,725	243,940	291,665		
LAS VEGAS METRO INVESTERS	Form 5500 Not Filled	PO BOX 28010 NTHOMAS & THOR	NASHVILLE	TN	37218	29	36,155	169,864.42	42	28,908	102,048	71	65,016	246,912	291,665		
CARDIO MANAGEMENT SERVICES	Form 5500 Not Filled	700 S SALVADORA RANCH BLVD	LAS VEGAS	NV	89183	36	25,393	163,728.56	27	16,406	71,795	63	53,939	236,525	291,464		
SUPERIOR AIR CHARTER LLC	Form 5500 Not Filled	18552 MACARTHUR DR #200	IRVINE	CA	92612	38	24,686	167,798.74	30	21,327	76,385	68	46,043	244,175	291,218		
INDOLOGY CO FOODSERVICE LLC	Form 5500 Not Filled	PO BOX 45005	SALT LAKE CITY	UT	84145	35	25,945	154,026.24	42	27,847	82,810	77	54,792	245,816	291,200		
INDOLOGY'S FRESH MARKET	Form 5500 Not Filled	730 10TH STREET	CARLIN	NV	89322	10	25,904	233,134.10	13	7,319	23,700	23	33,223	236,843	290,066		
BENHANA LAS VEGAS CORP	Form 5500 Not Filled	21100 BISCAYNE BLVD STE 900	AVENUE	FL	33180	41	25,121	165,720.00	32	22,273	76,786	73	47,494	242,488	289,880		
AL CONCRETE MASONRY LLC	Form 5500 Not Filled	4800 RIVERSIDE AVENUE	LAS VEGAS	NV	89115	47	26,512	188,421.11									

Appendices

Company Name	Form 5500	Address	City	State	Zip	Employees on Medicaid			Dependents on Medicaid			Total Employees and Dependents				
						Number	State Cost	Federal Cost	Number	State Cost	Federal Cost	Number	State Cost	Federal Cost	Cost	
MEDICAL TRANSPORTATION MANAGEMENT, INC.	Neither 4A or 4B Benefits Provided	16 HAWK RIDGE CIR	LAKE SAINT LOUIS	MO	63307	37	5	30,744	164,144.07	32	20,441	5	62,736	51,185	236,860	277,045
J.R. IVIN INC	Form 5500 Not Filed	PO BOX 283 NUC EXPRESS	ST LOUIS	MO	63166	39	22,158	137,126.80	43	28,148	5	95,452	82	50,306	227,579	277,885
CONCRETE CIVIC CUSTOMER MANAGEMENT GROUP INC	Form 5500 Not Filed	PO BOX 283 NUC	ST LOUIS	MO	63166	44	5	90,971	160,178.73	24	20,777	5	46,005	54	26,184	277,879
HENDERSON NT LLC	Form 5500 Not Filed	515 PLAINFIELD AVE STE 200	EDISON	NJ	08817	34	23,896	156,633.95	36	16,255	5	67,727	70	54,631	233,601	277,890
CENTRAL RECOVERY TREATMENT LLC	Form 5500 Not Filed	106 FIMMEL DR STE 3	WEYMOUTH	MA	2188	39	31,123	195,010.93	23	10,903	5	40,531	62	42,026	235,542	277,567
DOUGLAS COUNTY SCHOOLS DISTRICT	Form 5500 Not Filed	1618 Mono Ave Payroll	MINDEN	NV	89433	39	8,262	46,112.03	27	55,608	5	173,173	86	63,960	211,285	277,245
GRANTVILLE TOWN COMPANY	Form 5500 Not Filed	P O BOX 5005	MATKONVILLE	PA	19077	39	27,900	150,600.00	23	12,400	5	51,043	62	220,160	277,200	
PAUM MORTUARY INC	Form 5500 Not Filed	PO BOX 7340 NARBANK ASS	GARDEN CITY	NY	11530	31	17,833	147,761.72	25	23,886	5	88,046	66	47,129	235,310	277,029
WAREHOUSE SERVICES INC	4A or 4B Benefits Provided	P O BOX 608	MT VERNON	IN	47620	40	31,563	177,449.43	32	16,260	5	51,504	62	41,733	229,953	276,776
SCOTTSDALE ROAD CARWASH LP	Form 5500 Not Filed	23001 CAMELBACK RD STE 615	PHOENIX	AZ	85016	38	25,442	147,428.78	25	16,247	5	66,117	63	46,788	239,866	276,614
GET FRESH SALES INC	Form 5500 Not Filed	6745 ESCONDIDO ST	LAS VEGAS	NV	89119	35	22,991	165,754.44	21	20,474	5	67,443	68	43,415	231,191	276,611
BV HIRAVARIA LP	Form 5500 Not Filed	4510 GARFIELD	LAS VEGAS	NV	89169	40	27,630	199,077.80	31	11,089	5	38,174	61	38,719	227,252	276,871
CONNIE CURRY INVESTMENTS LLC	Form 5500 Not Filed	3011 W HORIZON RIDGE BLVD	HENDERSON	NV	89052	35	22,408	150,501.71	48	34,074	5	113,856	83	56,482	219,338	276,830
PVE MANAGERS INC	Form 5500 Not Filed	PO BOX 283 NUC EXPRESS	NASHVILLE	TN	37128	37	23,896	156,633.95	36	16,255	5	67,727	70	54,631	233,601	276,890
FIREBROCK STEAKHOUSE CENTENNIA	Form 5500 Not Filed	PO BOX 50630	CASPER	WY	82605	31	27,887	155,468.52	27	23,051	5	68,861	58	50,948	226,330	276,278
BEHAVIORAL HEALTH SOLUTIONS LLC	Form 5500 Not Filed	2200 PASSEO VERDE PKWY STE 190	HENDERSON	NV	89052	27	26,414	146,442.29	31	25,092	5	77,215	58	51,496	223,667	276,164
CARE PROPERTY SERVICES	Form 5500 Not Filed	4230 CAMERON ST	LAS VEGAS	NV	89103	40	26,120	207,150.22	17	9,669	5	33,983	57	35,789	239,085	276,874
CARA USA INC	Neither 4A or 4B Benefits Provided	500 5TH AVE #400	NEW YORK	NY	10110	43	19,071	118,895.95	41	28,540	5	108,170	88	47,611	223,066	276,766
THE BURKS COMPANIES INC	4A or 4B Benefits Provided	2780 BERT ADAMS RD STE 225	ATLANTA	GA	30339	40	27,367	176,670.54	32	16,805	5	64,223	72	43,672	239,904	276,575
STB LLC	Form 5500 Not Filed	3028 EMERALD WINDS ST	HENDERSON	NV	89052	28	26,154	150,044.00	21	9,730	5	32,440	49	48,924	225,504	276,428
AB CAR RENTAL SERVICES INC	Neither 4A or 4B Benefits Provided	PO BOX 283 NUC EXPRESS	ST LOUIS	MO	63166	34	23,896	156,633.95	25	15,423	5	56,196	59	35,915	236,576	276,193
SC FOOD GROUP HOLDING	Form 5500 Not Filed	391 FAIRFIELD BEACH RD	FAIRFIELD	CT	06824	31	23,842	140,151.00	26	28,641	5	81,070	56	52,843	221,221	276,704
PREMIER HEALTH & REHABILITATION CENTER OF LAS VEGAS, LP	Form 5500 Not Filed	2945 CASA VEGAS ST	LAS VEGAS	NV	89169	30	24,736	143,637.99	46	27,298	5	75,843	76	56,184	217,474	276,605
AULSON KINGSLER MICHAEL & LAS VEGAS OPERATIONS LLC	Form 5500 Not Filed	PO BOX 283 NUC EXPRESS	ST LOUIS	MO	63166	37	24,079	148,007.04	35	25,124	5	81,137	72	49,203	226,224	276,427
ROBLO ELECTRIC INC	Neither 4A or 4B Benefits Provided	6013 W CHEYENNE AVE	LAS VEGAS	NV	89108	31	24,067	153,724.63	33	20,179	5	75,262	64	44,246	228,987	276,234
AMERIC LOGISTICS LLC	Neither 4A or 4B Benefits Provided	5692 LA COSTA CNTRN OFFICE	LAS VEGAS	NV	89139	33	19,274	116,112.77	28	27,663	5	48,472	71	47,237	229,995	276,228
PAM SPECIALTY HOSPITAL OF LAS VEGAS LLC	Form 5500 Not Filed	1610 GUNNELL PKWY BLDG 15	ATLANTA	GA	30128	41	26,400	159,613.89	31	8,610	5	36,441	54	36,441	236,297	276,149
PHYL LLC	Form 5500 Not Filed	1828 GOLF HORN RD	ENOLA	PA	17025	38	26,400	170,245.00	34	18,814	5	56,239	72	45,214	227,174	272,389
PS&S INC	Form 5500 Not Filed	1060 TELEGRAPH ST	RENO	NV	89502	24	23,060	137,628.10	31	17,120	5	54,344	69	40,180	231,972	272,152
USG BIG TOP	Form 5500 Not Filed	26400 HORNBACK RD	HENDERSON	NV	89074	38	24,548	147,443.66	24	13,202	5	43,810	62	43,810	218,150	272,064
ASFIN EXTRADIVY INC	Neither 4A or 4B Benefits Provided	2230 CORPORATE CIR STE 200	HENDERSON	NV	89074	34	33,047	175,431.81	27	19,278	5	43,991	61	52,300	219,427	271,727
EUPHONIA ACQUISITION LLC	Form 5500 Not Filed	1140 CORPORATE BLVD	W ORANGE	NV	89502	25	28,669	210,413.04	15	8,208	5	24,298	40	36,967	234,711	271,678
SUPERIOR MARKET, LLC	Form 5500 Not Filed	200 EXECUTIVE DR #110	W ORANGE	NV	7052	31	25,590	152,732.73	38	22,220	5	67,798	69	47,821	223,533	271,841
MAXIM HEALTH CARE SERVICES INC	4A or 4B Benefits Provided	6662 S TENAYA WAY STE 150	LAS VEGAS	NV	89133	39	23,896	156,633.95	31	12,918	5	38,624	63	38,624	235,291	271,841
TRIGLY WELLNESS LLC	Form 5500 Not Filed	505 S MADISON DR	TEMPE	AZ	85283	34	24,478	160,959.04	31	20,783	5	64,822	65	45,261	229,418	270,679
KNIGHT TRANSPORTATION INC	4A or 4B Benefits Provided	10006 TRUCKEE AIRPORT RD	NASHVILLE	TN	37218	37	24,407	159,553.70	20	12,456	5	33,681	57	40,863	225,235	270,599
MARCUS MANAGEMENT LAS VEGAS	Form 5500 Not Filed	PO BOX 283 NUC EXPRESS	ST LOUIS	MO	63166	30	23,261	149,138.45	29	21,916	5	75,640	59	45,177	224,778	269,955
CLEAR RIVER LLC	Form 5500 Not Filed	10820 N 7TH AVE STE 120	PHOENIX	AZ	85024	30	24,000	149,521.00	26	24,000	5	78,240	56	29,064	228,740	269,761
ANAYA CHEYENNE INC	Form 5500 Not Filed	10777 W TWIN AVE STE 300	LAS VEGAS	NV	89135	40	30,332	151,309.35	34	34,400	5	62,852	74	54,732	214,161	268,894
MOAPA BAND OF PAIUTE INDIANS	Form 5500 Not Filed	8028 BERTS HWY #212 MM	PASADENA	CA	21122	38	22,498	136,167.70	38	25,036	5	85,056	88	47,534	221,224	268,725
PROGRESS DISTRIBUTION, INC	Form 5500 Not Filed	PO BOX 340	MOHAWK	NY	89025	34	21,888	114,904.95	43	33,917	5	97,982	77	55,805	218,871	268,692
MORRISON MGMT SPECIALISTS	Form 5500 Not Filed	22720 CORPORATE CIR STE 220	HENDERSON	NV	89074	31	25,996	141,128.41	31	26,626	5	74,694	62	46,422	222,822	268,545
BROOKLYN BOWL LAS VEGAS LLC	Form 5500 Not Filed	11818 CENTER POINT DR	CHARLOTTE	NC	28217	26	22,050	162,434.36	30	16,807	5	67,159	56	38,712	229,290	268,211
PINPOINT RECRUITMENT	Form 5500 Not Filed	5113 64TH PL	LAS VEGAS	NV	89127	33	24,400	159,276.00	29	13,229	5	49,319	59	229,127	268,045	
ILVA PHILMING & MECHANICAL INC	Form 5500 Not Filed	3440 E RUSSELL RD STE 211	LAS VEGAS	NV	89120	41	23,789	179,780.64	20	16,730	5	47,500	61	43,519	227,371	267,890
ENVI SURF MANAGEMENT SERVICES INC	Form 5500 Not Filed	2049 PARKWOOD RD	HENDERSON	NV	89013	34	19,660	150,644.32	32	23,510	5	74,000	66	43,170	224,683	267,854
AQUARIUS LLC	Form 5500 Not Filed	22720 CORPORATE CIR STE 150	ST LOUIS	MO	63166	30	23,261	149,138.45	29	21,916	5	75,640	59	45,177	224,778	267,806
GB AUTO SERVICE INC	4A or 4B Benefits Provided	PO BOX 283 NUC EXPRESS	ST LOUIS	MO	63166	30	23,261	149,138.45	29	21,916	5	75,640	59	45,177	224,778	267,806
SOLA COURTESY SERVICES INC	Form 5500 Not Filed	2910 N SWAN RD STE 110	TULSA	OK	74122	38	21,492	151,732.81	26	23,365	5	70,218	60	44,857	222,431	267,287
ANTHEM COUNTRY CLUB INC	Form 5500 Not Filed	28164 S WESTERN AVE	RANCHO PALMS VERDES	CA	90275	41	22,700	159,270.18	36	20,071	5	64,499	77	42,721	223,769	266,540
SOUTHWEST GAS CORPORATION	Form 5500 Not Filed	One One Six Drive	HENDERSON	NV	89052	30	22,035	161,113.49	29	14,004	5	36,039	49	36,039	230,371	266,431
ROUND ONE ENTERTAINMENT, INC	Form 5500 Not Filed	PO BOX 98510 LVC-390	ST LOUIS	MO	63166	32	23,857	128,650.42	45	27,622	5	86,647	77	50,979	215,297	266,236
SKENESAPE PAVERS LLC	4A or 4B Benefits Provided	3070 SULLY DR	BREA	CA	92811	24	24,683	160,200.91	28	20,252	5	60,983	72	43,935	221,186	266,119
EVERDAY MIRRAGES LLC	Form 5500 Not Filed	1010 CORPORATE CENTRYS DR	DENVER	CO	80217	30	16,885	133,704.73	40	26,209	5	68,736	70	54,164	222,441	265,605
POWER GEN COMPONENTS LLC	Form 5500 Not Filed	3801 N BUFFALO DR	LAS VEGAS	NV	89129	39	22,737	154,682.38	39	23,547	5	64,248	72	46,484	218,970	265,455
GREAT FULL GARDENS, INC	Form 5500 Not Filed	4021 W KALEY ST	ORLANDO	FL	32806	31	22,000	129,756.00	26	12,000	5	42,125	61	42,125	216,875	265,444
TRUCKEE SIGHT LLC	Form 5500 Not Filed	4311 W OQUENDO RD	LAS VEGAS	NV	89118	37	22,155	150,824.01	26	18,814	5	73,480	63	40,969	224,304	265,273
CSG EDUCATION SERVICES INC	Form 5500 Not Filed	1325 ARIMOTIVE WAY STE 274	RENO	NV	89502	20	63,991	178,628.31	8	4,164	5	18,421	28	6,155	197,099	265,254
APPLE INC	Form 5500 Not Filed	725 SOUTH HACTRACK ROAD	HENDERSON	NV	89015	34	25,427	162,023.46	20	12,919	5	44,383	54	38,346	226,840	265,187
YELP INC	Form 5500 Not Filed	14414 SOUTHWEST RIVERVIEW	SCAGLAND LAND	TX	77478	38	24,521	159,360.88	31	15,079	5	52,288	58	45,288	219,477	265,187
BEAR TRUCKS HOLDINGS LLC	Form 5500 Not Filed	PO BOX 81567 NEMP EDGE	WESTMINSTER	CO	80538	30	17,511	143,330.72	38	20,711	5	83,016	78	38,222	226,347	264,568
IT SOLUTIONS PARTNERS	Form 5500 Not Filed	1346 NEW MONTGOMERY ST1900														

Company Name	Form 5500	Address	City	State	Zip	Employees on Medicaid				Dependents on Medicaid				Total Employees and Dependents			
						Number	State Cost	Federal Cost	Number	State Cost	Federal Cost	Number	State Cost	Federal Cost	Cost		
BRADY COMPANIES LLC	Form 5500 Not Filled	7055 LINDELL RD	LAS VEGAS	NV	89118	31	21,406	166,274.84	21	12,160	65,420	52	33,566	231,695	257,260		
DILLARD TEXAS FOUR-POINT, LLC	Form 5500 Not Filled	3600 CENTRELL RD	LITTLE ROCK	AR	72201	16	28,548	163,414.04	16	11,041	52,234	32	39,589	215,648	256,237		
EGG WORKS G. LLC	Form 5500 Not Filled	17591 TULE SPRINGS RD	LAS VEGAS	NV	89131	9	64,844	167,236.01	6	8,817	20,284	15	67,651	187,520	256,174		
COO Z. L.	Form 5500 Not Filled	2121 W MAIN ST STE 600	BOULDER	CO	80502	31	23,960	151,378.04	31	21,903	53,880	62	206,166	254,933			
NEW BEN TRANSPORT CORPORATION	Form 5500 Not Filled	1100 REYNOLDS BLVD	WINSTON-SALEM	NC	27105	31	20,798	150,684.39	42	20,428	62,891	73	41,226	213,775	254,800		
STAKE CENTER LOCATING	Form 5500 Not Filled	7027 ALBERT PIKE RD STE 105	GREENSBORO	NC	27409	35	23,075	168,789.31	37	15,900	46,384	72	38,975	215,166	254,141		
ATL BURNING LLC	Form 5500 Not Filled	1101 EAST CIV STREET	RENO	NV	89512	34	25,349	164,661.55	34	30,718	70,225	68	56,437	235,887	254,136		
D & T IMPORES INC	Form 5500 Not Filled	2657 WINDMILL PKW #404	HENDERSON	NV	89149	37	14,996	114,138.63	32	30,590	94,249	69	45,586	208,388	253,973		
ZERO WUE SOLUTIONS	Form 5500 Not Filled	PO BOX 7116	VENTURA	CA	93006	37	25,294	156,230.79	10	14,615	51,824	47	39,909	210,055	253,964		
TIHANINI METALS CORPORATION	Form 5500 Not Filled	3005 WASHINGTON RIDGE PKWY STE 141	HENDERSON	NV	89067	29	23,995	145,520.69	32	19,640	64,451	61	43,635	209,966	253,892		
WAM PAVROLL LLC	Form 5500 Not Filled	2300 TOWER DR	MONROE	LA	71201	28	31,901	157,216.64	22	16,710	47,752	50	48,211	205,106	253,785		
WINDOVER CASINO INC	Form 5500 Not Filled	90 W. GROVE STREET #60	RENO	NV	89509	68	19,419	86,340.65	170	34,393	113,219	188	53,196	199,560	253,372		
KOREN CARE LLC	Form 5500 Not Filled	3485 ALUCIDA WAY AVE	LAS VEGAS	NV	89141	29	22,087	129,951.21	36	25,125	76,042	65	47,212	205,991	253,205		
PC VVS LLC	Form 5500 Not Filled	218 KINGPISHER DR	SUGAR LAND	TX	77478	30	26,470	151,178.04	34	21,903	47,773	64	47,773	205,146	253,193		
DIGNITY HEALTH MEDICAL GROUP	Form 5500 Not Filled	3013 N 3RD AVE	PHOENIX	AZ	85013	27	21,382	122,216.59	48	28,578	59,863	75	49,960	202,600	252,559		
BAY NEVADA LLC	Form 5500 Not Filled	PO BOX 82045	LAS VEGAS	NV	89180	27	23,603	145,661.62	33	22,197	61,070	60	45,800	206,732	252,332		
PTESMART DISTRIBUTION INC	Form 5500 Not Filled	PO BOX 283 NUC EXPRESS	ST LOUIS	MO	63166	31	20,145	121,253.78	27	25,835	89,496	57	45,980	209,750	252,229		
HAT WORLD INC	Form 5500 Not Filled	19601 N 27TH AVE	PHOENIX	AZ	85027	44	24,891	136,889.72	49	23,512	65,530	93	48,603	205,420	252,023		
HUMPHREY COUNTY SCHOOL DIST	Form 5500 Not Filled	PO BOX 90248 NUC CONSUL	NASHVILLE	TN	37209	32	16,362	110,747.06	36	29,056	85,742	68	45,418	206,489	251,907		
MICHAELS STORES INC	Form 5500 Not Filled	310 E COUNTRY ST	WINNEMUCA	MI	48845	36	19,559	77,240.76	63	30,370	133,482	99	49,928	210,823	251,761		
IS PAINTING AND DRYWALL	Form 5500 Not Filled	PO BOX 283 NUC EXPRESS	ST LOUIS	MO	63166	30	20,062	140,544.37	31	19,569	61,528	61	39,631	202,072	251,704		
GEN NEVADA LLC	Form 5500 Not Filled	2984 MARCO ST	LAS VEGAS	NV	89115	27	17,328	119,790.48	35	25,411	88,773	62	42,779	208,563	251,344		
TOM'S URBAN LAS VEGAS LLC	Form 5500 Not Filled	3930 BROADWAY PL	LOS ANGELES	CA	90037	39	21,911	129,209.24	28	22,646	74,748	67	44,557	206,747	251,286		
LEGACY FARM GROUP LLC	Form 5500 Not Filled	9536 METRO AIRPORT AVE UNIT D	BROOKFIELD	CO	80021	41	23,776	156,029.66	36	18,906	52,886	77	42,682	209,338	251,200		
TRAVEL SERVICES OF AMERICA INC	Form 5500 Not Filled	PO BOX 66744 NUC EXPRESS	ST LOUIS	MO	63166	30	20,145	121,253.78	27	25,835	89,496	57	45,980	209,750	250,729		
SEWAGE COLLECTION MANAGEMENT SERVICES INC	Form 5500 Not Filled	PO BOX 283 NUC EXPRESS	ST LOUIS	MO	63166	33	24,359	138,425.83	34	22,600	60,028	67	46,959	202,454	250,413		
SES NEVADA LLC	Form 5500 Not Filled	1015 S CARSON CT	GARSON CITY	NV	89701	26	25,524	147,277.06	26	17,500	141,709	52	43,028	185,988	249,906		
PI SERVICES LLC	Form 5500 Not Filled	611 N BRAND BOULEVARD STE 10	GLENDALE	CA	91203	28	21,779	140,893.35	33	19,529	67,437	61	39,191	208,330	249,638		
THE DAY ONE GROUP LLC	Form 5500 Not Filled	1608 CASTLEVIEW DR	LITTLE ROCK	AR	72201	31	25,025	139,893.05	31	23,825	67,273	62	48,850	207,163	249,289		
CHARTER COMMUNICATIONS LLC	Form 5500 Not Filled	3950 LAS VEGAS BLVD SOUTH	LAS VEGAS	NV	89119	33	21,621	135,155.51	27	15,684	50,278	60	37,307	213,434	249,241		
CAI STORES CONSULTANTS LLC	Form 5500 Not Filled	9515 MAGNIFICENT AVE	LAS VEGAS	NV	89148	35	24,110	132,270.56	34	23,868	68,232	69	47,978	200,500	248,481		
APARTMENT MGMT CONSULTANTS LLC	Form 5500 Not Filled	12405 POWERSGOURT DR	SANIT LOUIS	MO	63131	38	20,399	152,374.07	38	17,888	57,812	76	38,286	210,186	248,452		
IMAGINATION STATION EARLY LEARNING CENTER PALACE LLC	Form 5500 Not Filled	PO BOX 1866	PO BOX 1866	CA	94023	31	23,403	143,489.21	41	22,446	68,826	72	45,849	209,315	248,227		
NORTHERN NEVADA MEDICAL GROUP	Form 5500 Not Filled	1594 FORT UNION BLVD #800	GOTTOWOOD HGT	UT	84121	31	25,953	136,700.21	38	22,134	65,449	69	48,087	202,149	248,226		
DESERT LUMBER US LBM LLC	Form 5500 Not Filled	631 N STEPHANE ST # 580	HENDERSON	NV	89014	31	22,624	143,338.36	27	18,077	66,192	58	40,701	207,527	248,229		
SCHWAB PAPER CO	Form 5500 Not Filled	1602 S GLENN RD	PA	19129	36	25,329	149,660.22	37	26,329	82,627	73	46,329	210,872	248,097			
GLOBAL INDUSTRIAL DISTRIBUTION INC	Form 5500 Not Filled	4950 NORTH BERG ST	LAS VEGAS	NV	89081	21	10,378	71,438.96	39	32,042	134,278	60	42,430	205,718	248,138		
DANA FORTI DO LTD	Form 5500 Not Filled	1 C MYRTLE CTR STE 200	SANIT LOUIS	MO	63141	37	23,994	156,697.11	27	18,454	48,877	64	42,448	205,574	248,022		
LABOR SAYS LLC	Form 5500 Not Filled	1158 E HARBURG STREET	WINNEMUCA	MI	48845	32	19,559	77,240.76	44	24,024	82,668	76	43,584	207,912	247,866		
THE HEALS GROUP LLC	Form 5500 Not Filled	11300 W PARKLAND AVE STE 100	MILWAUKEE	WI	53224	28	19,736	115,650.46	27	18,436	48,137	55	38,172	182,787	247,810		
INRA US RETAIL, LLC	Form 5500 Not Filled	9010 W CHEYENNE AVE	LAS VEGAS	NV	89129	34	24,680	146,230.45	31	20,116	56,223	65	44,796	202,953	247,749		
WINGSTOP RESTAURANTS INC	Form 5500 Not Filled	7820 ROSWELL RD	ATLANTA	GA	30350	34	26,751	145,894.21	26	20,814	54,080	60	37,565	199,980	247,545		
UNION SUPPLY SERVICES	Form 5500 Not Filled	9150 S FREONA ST	BALTIMORE	MD	21236	34	26,751	145,894.21	41	22,446	68,826	75	48,297	209,721	247,523		
WINGSTOP RESTAURANTS INC	Form 5500 Not Filled	9930 FRANKLIN SQUARE DR	BALTIMORE	MD	21236	34	26,751	145,894.21	29	20,665	73,486	63	38,189	209,065	247,253		
UNION SUPPLY SERVICES	Form 5500 Not Filled	PO BOX 1180 SCORP CO	LONDONDERRY	NH	3053	26	17,183	111,444.47	36	27,509	90,611	62	45,142	202,055	247,198		
WINGSTOP RESTAURANTS INC	Form 5500 Not Filled	1905 S 11TH ST	IRVING	TX	75039	30	23,995	145,520.69	29	23,995	82,668	59	47,990	207,193	247,193		
WINGSTOP RESTAURANTS INC	Form 5500 Not Filled	1501 LBI FLEWELL STN FLR	DALLAS	TX	75240	41	20,873	104,783.67	40	27,771	91,146	81	48,650	197,950	246,599		
WINGSTOP RESTAURANTS INC	Form 5500 Not Filled	4553 COPPER SAGE ST	LAS VEGAS	NV	89115	31	24,599	162,739.83	10	12,365	46,777	50	36,964	201,517	246,481		
WINGSTOP RESTAURANTS INC	Form 5500 Not Filled	1800 E PLANNING RD #K	LAS VEGAS	NV	89121	36	25,329	149,660.22	35	25,329	82,668	71	50,658	210,785	246,481		
WINGSTOP RESTAURANTS INC	Form 5500 Not Filled	1215 S FORT APACHE RD STE 210	LAS VEGAS	NV	89117	40	26,905	160,141.29	35	26,154	96,713	75	43,059	203,314	246,372		
GENUINE PARTS COMPANY	Form 5500 Not Filled	1 PARKWAY NORTH BLVD STE 100	DEERFIELD	IL	60015	26	28,711	153,686.33	17	12,100	51,723	43	40,811	205,419	246,230		
OPYRUM RESOURCES MATERIALS LLC	Form 5500 Not Filled	8912 SPANISH RIDGE AVE STE 200	LAS VEGAS	NV	89148	23	16,870	112,520.98	31	31,475	80,267	54	48,346	197,788	246,133		
HIRSCH MASONRY LLC	Form 5500 Not Filled	812 LEXVILLE BUSINESS PARK	LEXINGTON	VA	22404	36	27,010	149,268.72	65	42,017	95,478	101	64,034	209,007	246,023		
SOAREM MANAGEMENT LLC	Form 5500 Not Filled	2932 E LA MADRE WAY	NORTH LAS VEGAS	NV	89081	31	17,958	129,515.79	33	21,782	76,568	64	39,740	206,084	245,824		
ALLEGIANTE HEALTHCARE INC	Form 5500 Not Filled	7020 E ALCOMA DR	SCOTTSDALE	AZ	85254	34	23,582	148,372.12	22	19,336	54,123	62	42,918	200,495	245,413		
CARSON MEDICAL GROUP	Form 5500 Not Filled	7420 MONMOUTH RANCH RD #150	LAS VEGAS	NV	89128	32	25,924	152,893.56	28	20,501	67,623	60	46,419	208,128	245,236		
WORLD PACK USA LLC	Form 5500 Not Filled	PO BOX 674 NAPAVALYUS LYS	SPRINGS	TX	75482	32	18,541	135,279.86	58	23,501	67,763	84	42,918	200,495	245,413		
ACQUITE PERSONAL CARE LLC	Form 5500 Not Filled	2880 NORTH Lamb Blvd	LAS VEGAS	NV	89115	33	19,809	147,581.32	24	18,062	59,706	57	37,891	200,287	245,178		
SOMESTA INTERNATIONAL HOTELS CORP	Form 5500 Not Filled	6225 S EASTERN AVE STE 100	LAS VEGAS	NV	89119	36	25,329	149,660.22	23	18,062	59,706	59	45,923	209,993	245,178		
MBR RESTAURANT ASSOCIATES LLC	Form 5500 Not Filled	255 WASHINGTON ST STE 230	NEWTON	MA	02458	30	26,742	168,695.67	24	12,122	37,543	54	38,864	206,230	245,105		
CLASSIC DRYWALL AND PAINT LLC	Form 5500 Not Filled	955 KELLY JOHNSON DR	NV	89119	33	23,995	127,954.61	35	23,915	72,257	68	47,910	201,212	245,010			
ADISA NEVADA LLC	Form 5500 Not Filled	3942 OCEANVIEW RD	NORTH LAS VEGAS	NV	89030	26	27,863	129,200.15	32	23,126	65,252	58	50,981	194,234	244,775		
LEAZ HOME SAFETY SOLUTIONS	Form 5500 Not Filled	738 E IFFERSON DR	ST LOUIS	MO	63104	36	18,719	139,537.86	35	15,007	46,384	71	36,533	208,619	244,664		
LEAZ HOME SAFETY SOLUTIONS																	

Appendices

Company Name	Form 5500	Address	City	State	Zip	Employees on Medicaid				Dependents on Medicaid				Total Employees and Dependents			
						Number	State Cost	Federal Cost	Number	State Cost	Federal Cost	Number	State Cost	Federal Cost	Cost		
XPO LOGISTICS FREIGHT INC	Form 5500 Not Filed	PO BOX 283	SAINT LOUIS	MO	63166	29	18,476	129,398.24	27	22,537	69,307	56	41,013	194,753	235,766		
BURNAS NOCHES LLC	Form 5500 Not Filed	10845 GRIFFITH PEAK DR STE 520	DALLAS	NV	89135	38	21,924	129,202.13	38	24,290	60,260	72	46,214	189,462	236,677		
CITY ELECTRIC SUPPLY CO	Neither 4A or 4U Benefits Provided	480 S WILKIND ST #700	DALLAS	TX	75202	34	22,762	144,712.24	23	17,235	50,764	61	40,097	195,484	245,578		
WESTERLING INCORPORATED	Form 5500 Not Filed	4753 WILSHIRE BLVD	LOS ANGELES	CA	90000	46	26,565	153,633.61	38	39,441	97,354	47	39,054	193,838	239,194		
THE OF NEVADA AT CHEYENNE LLC	Form 5500 Not Filed	290 RIDGEBROOK RD	SPARKS	NV	21152	30	17,162	130,933.04	35	22,654	64,726	65	39,816	195,649	235,464		
INFOSYS IPO LIMITED	Form 5500 Not Filed	2400 N GLENNVIEW DR STE C150	RICHARDSON	TX	75082	37	22,276	139,238.89	31	17,061	56,361	68	39,437	195,620	235,052		
INFO ASSOCIATES HOLDING AT DAKNY LLC	Form 5500 Not Filed	2095 W COUNTY LINE RD #10	ACKWON	CA	90704	26	15,275	117,242.90	21	14,245	44,245	44	29,520	130,551	174,797		
GROVE COLLABORATIVE INC	Neither 4A or 4U Benefits Provided	1462 PINE ST	SAN FRANCISCO	CA	94109	30	18,198	114,471.49	42	21,754	80,303	72	39,952	194,774	234,726		
SOURCE STRATIFYING	Form 5500 Not Filed	3502 S VIRGINIA ST STE 4A	RENO	NV	89502	46	22,430	188,353.30	12	6,164	17,484	58	28,594	205,837	234,431		
SOBE LLC	Form 5500 Not Filed	15400 WASHINGTON ST	SCOTTSDALE	AZ	85269	28	15,426	102,620.128	24	13,408	37,448	44	28,834	130,068	172,483		
SOLACE ENTERPRISES LLP	Form 5500 Not Filed	6155 E AZULRE AVE	LAS VEGAS	NV	89115	38	18,815	137,999.44	25	21,054	56,707	63	39,871	194,705	234,800		
CLARK COUNTRY CREDIT UNION	Form 5500 Not Filed	PO BOX 36400	LAS VEGAS	NV	89133	30	24,035	128,382.63	31	22,093	61,414	61	46,128	187,817	233,945		
ALLIANCE FOR CHILDHOOD DISEASES	Neither 4A or 4U Benefits Provided	10170 W TROPICANA AVE STE 156-252	LAS VEGAS	NV	89147	34	20,217	117,722.48	23	20,137	75,821	66	40,354	193,543	233,807		
LYCHEE HOLDINGS	Form 5500 Not Filed	2175 SALK AVE STE 300	CARLSBAD	CA	92008	33	26,865	139,146.61	29	19,273	48,660	62	45,333	189,013	233,848		
1ST RESPONSE TOWING INC	Form 5500 Not Filed	PO BOX 34662	LAS VEGAS	NV	89133	26	26,369	142,259.43	22	18,365	46,622	48	44,734	188,881	233,615		
FOGOD DE CHAO CHOURASARIA LAS	Form 5500 Not Filed	5908 HEADQUARTERS DR STE K150	PLANO	TX	75024	28	26,026	143,477.06	21	17,927	46,076	49	43,953	189,551	233,505		
FERGUSON ENTERPRISES INC	4A or 4U Benefits Provided	12500 HERRON AVE	NEWPORT NEWS	VA	23607	29	15,275	123,958.49	26	14,890	41,148	55	30,165	203,101	233,266		
EMPLOYER SOLUTIONS STAFFING GROUP LLC	Form 5500 Not Filed	PO BOX 46270	EDEN PRAIRIE	MN	55444	25	36,268	129,309.39	19	20,509	46,676	44	57,177	175,985	233,161		
LOSOS LLC	Form 5500 Not Filed	PO BOX 66181	PHOENIX	AZ	85082	27	23,288	144,466.48	19	16,214	48,964	46	39,502	193,430	232,932		
SOBE LLC	Form 5500 Not Filed	7300 PARK DR STE 200	LAS VEGAS	NV	89139	32	21,427	153,629.63	23	13,416	39,391	54	34,866	192,750	232,609		
FAIRWAY CHEVROLET COMPANY	Neither 4A or 4U Benefits Provided	PO BOX 283 NUC EXPRESS	ST LOUIS	MO	63166	25	19,850	116,971.14	35	22,500	61,355	60	42,350	189,466	232,336		
CARSON VALLEY VETERINARY HOSP	Form 5500 Not Filed	PO BOX 283 NUC EXPRESS	ST LOUIS	MO	63166	14	25,318	194,016.42	14	3,379	9,614	28	28,697	203,630	232,328		
MACC CORP INC	Form 5500 Not Filed	6645 S ROWY APACHE RD	LAS VEGAS	NV	89148	24	21,766	113,108.06	34	23,975	73,472	58	45,741	186,576	232,317		
CONAGRA FOODS PACKAGED FOODS LLC	Form 5500 Not Filed	11 CONAGRA DR #MS 11-150	OMAHA	NE	68102	30	26,499	137,070.89	30	18,814	50,861	60	45,313	186,966	232,279		
CMPRESS LAS MANUFACTURING INCORPORATED	Form 5500 Not Filed	275 WYMAN ST	WALTHAM	MA	2451	34	22,237	143,137.41	30	18,443	49,394	64	40,686	193,531	232,211		
CL LAS VEGAS	Form 5500 Not Filed	7350 BISCAYNE BLVD	MIAMI	FL	33138	39	23,459	147,798.85	28	15,240	45,649	67	38,699	193,444	232,143		
INDUSTRIAL BRACING MSO LLC	Form 5500 Not Filed	1620 N SCOTTSDALE RD STE 600	SCOTTSDALE	AZ	85204	34	18,875	127,879.27	47	46,778	129,311	81	65,756	219,111	232,111		
RBM MANAGEMENT LLC	Neither 4A or 4U Benefits Provided	911 CORPORATE PARK DR #120	HENDERSON	NV	89044	36	16,615	124,161.47	27	15,649	37,577	63	32,264	199,744	232,029		
SPECTRAGO INC	Form 5500 Not Filed	875 MAHLER RD STE 208	BURLINGAME	CA	94070	32	22,449	146,872.54	20	14,628	49,076	52	37,072	194,904	231,981		
STELLAR SNACKS, LLC	Form 5500 Not Filed	2527 FRANKS MILL RD	WILSONVILLE	OR	97150	32	16,774	127,428.78	24	17,866	48,724	56	38,773	189,758	231,980		
RED ROCK GOLF LP	Form 5500 Not Filed	2803 CONESTOGA DR	CARSON CITY	NV	89706	17	12,693	69,292.72	16	20,061	179,142	33	32,755	199,085	231,839		
FOLEY ENTERTAINMENT GROUP LLC	Form 5500 Not Filed	8170 W SAHARA AVE#100M7S	LAS VEGAS	NV	89117	26	19,057	124,597.61	26	22,218	65,892	52	41,295	190,490	231,784		
FOLEY ENTERTAINMENT GROUP LLC	Neither 4A or 4U Benefits Provided	1701 VILLAGE CENTER DR	LAS VEGAS	NV	89134	25	17,344	144,252.84	22	13,975	35,881	47	31,319	200,134	231,652		
LAS VEGAS VEGAS HOLDINGS INC	Neither 4A or 4U Benefits Provided	1113 W BONAHOA RD	LAS VEGAS	NV	89106	34	18,025	108,388.38	24	13,448	33,548	58	31,767	189,933	231,611		
AMARILLO COLLEGE OF HORTICULTURE INC	Form 5500 Not Filed	PO BOX 4139	VIASHA	NV	89478	26	18,103	122,682.64	22	19,086	71,505	54	37,189	194,188	231,376		
1ST LOST & LIFE CAREGIVERS, LLC	Form 5500 Not Filed	2770 S MARYLAND PKWY STE 108B	LAS VEGAS	NV	89109	24	23,322	121,262.54	28	22,905	63,678	50	46,227	184,941	231,167		
LEGENDSUNGATE LLC	Form 5500 Not Filed	61 BROADWAY STE 2000	NEW YORK	NY	10006	30	20,754	169,308.66	20	14,794	40,294	50	29,845	203,310	231,161		
789123 INC	Form 5500 Not Filed	2520 GULF AVE	BALTIMORE	MD	21118	30	25,329	150,930.43	20	13,445	40,974	50	38,884	193,904	230,888		
MP ASSET MANAGEMENT INC	Form 5500 Not Filed	4080 PARADISE RD # 15-911	LAS VEGAS	NV	89169	23	16,442	121,246.17	32	26,885	66,529	55	43,027	187,775	230,802		
INTERVISTA MANAGEMENT INC	Form 5500 Not Filed	5151 NORTON RD	IRVING	TX	75038	23	20,421	120,827.24	23	18,673	50,046	46	32,148	187,873	230,781		
EVERNORTH ENTERPRISE SERVICES INC	Form 5500 Not Filed	1601 CHESTNUT STREET 105M	PHILADELPHIA	PA	19128	28	28,908	226,605.14	29	19,688	55,422	57	47,996	232,037	230,023		
SIGMA STATE FORD	Form 5500 Not Filed	6625 RYDOR HORN WAY	LAS VEGAS	NV	89118	34	17,733	138,079.36	24	16,125	38,004	58	33,858	198,143	230,001		
BIG'S CORP	Neither 4A or 4U Benefits Provided	1552 E SEGUNDO BLVD	EL SEGUNDO	CA	90245	36	25,621	123,416.54	23	18,242	53,341	59	44,163	195,756	229,520		
HSS INC	Form 5500 Not Filed	PO BOX 31547 MEMPHIS	MEMPHIS	TN	38103	32	23,937	133,131.60	24	21,344	59,481	59	45,287	189,614	229,519		
SHIP HORN FULFILLMENT LLC	Form 5500 Not Filed	PO BOX 29	GARNEVILLE	CA	10923	39	21,325	149,244.42	22	15,476	43,522	61	36,801	192,766	229,566		
THE FOODS	4A or 4U Benefits Provided	2114 HARLEN LN	LOVEY PARK	IL	61111	26	18,754	124,780.90	22	17,822	62,985	51	36,576	192,766	229,342		
MEYER HOLDING / HONAPP HEALTHCARE	Form 5500 Not Filed	2300 W HORIZON RIDGE PKWY	HENDERSON	NV	89120	30	21,325	131,233.62	26	15,096	42,904	56	36,421	195,140	229,264		
MAKAM MARKETPLACE LLC	Form 5500 Not Filed	3400 PRESTON RIDGE RD STE 100	ALPHARETTA	GA	30005	31	20,706	175,000.25	15	8,129	22,939	46	28,835	198,008	229,221		
VALLEY LOST LLC	Form 5500 Not Filed	255 LOST LANE	FERNLEY	NV	89408	48	21,085	124,701.37	32	25,689	57,625	80	46,774	187,327	229,100		
HOLCOMB INC	Form 5500 Not Filed	6211 W ANN ARBOR RD	MINNEAPOLIS	TX	75204	31	23,524	153,029.96	22	15,324	42,422	53	38,847	196,452	229,081		
MODUM KOLAY MANUFACTURING, LLC	Form 5500 Not Filed	6075 E ANN RD	LAS VEGAS	NV	89115	32	20,867	157,669.56	19	15,005	35,142	51	35,932	192,813	228,743		
REHEAD SUPPORTS NV	Form 5500 Not Filed	2276 PAMA LN	STAKE	NV	89119	38	24,773	151,930.90	20	11,764	40,097	58	36,537	192,028	228,566		
PILOD AIR FREIGHT	4A or 4U Benefits Provided	314 N MIDDLETON ROAD	MIAMI	PA	19037	31	21,572	145,905.58	23	14,970	45,563	54	36,542	194,469	228,011		
NY G&L LLC	Form 5500 Not Filed	1445 W SUNSET RD STE 101	HENDERSON	NV	89014	20	43,940	166,368.88	30	25,508	69,448	50	49,448	178,544	227,980		
BUCA RESTAURANT 2 INC	Form 5500 Not Filed	PO BOX 283 NUC EXPRESS	ST LOUIS	MO	63166	22	19,514	102,555.93	35	26,955	78,801	57	46,469	181,357	227,825		
NYE COUNTY	Form 5500 Not Filed	PO BOX 3400	TOPAHANG	NV	89049	55	12,105	78,546.94	75	33,803	107,735	130	45,908	188,281	227,191		
BEVEX LLC	Form 5500 Not Filed	4800 SPRING MOUNTAIN ROAD	DALLAS	NV	89166	36	21,863	131,066.66	24	22,889	62,465	60	42,660	188,071	226,980		
EVERGREEN ALLIANCE GOLF UNIT	Neither 4A or 4U Benefits Provided	4815 LBI FRWY, SUITE 600	DALLAS	TX	75244	28	21,895	157,951.90	18	10,295	36,257	46	32,990	194,249	226,540		
NBI GROUP LLC	Form 5500 Not Filed	3321 N BUFFALO DR STE 275	LAS VEGAS	NV	89129	37	24,445	144,270.31	22	14,565	41,103	59	39,010	187,379	226,385		
PO HONDA SERVICE SERVICES INC	Form 5500 Not Filed	1500 W YAMATO RD	SALT LAKE CITY	UT	84116	31	25,540	123,699.90	32	22,805	56,073	63	48,345	197,773	226,118		
AD1 SOLAR LLC	4A or 4U Benefits Provided	1500 W YAMATO RD	BOCA RATON	FL	33431	31	25,540	123,699.90	32	22,805	56,073	63	48,345	197,773	226,118		
ABC PHOTOS OF NORTH CAROLINA, INC	Neither 4A or 4U Benefits Provided	8510 COLONIAL CENTER DR STE 300	RALEIGH	NC	27615	49	20,563	127,738.69	46	21,746	60,854	95	42,309	188,573	225,882		
ANNOUNCE EMPLOYEE SERVICE COMP	Form 5500 Not Filed	1851 LEGACY CR STE 400	PLANO	TX	75024	23	17,511	118,986.92	25	22,255	70,648	48	39,766	185,561	225,377		

Appendices

Company Name	Form 5500	Address	City	State	Zip	Employees on Medicaid				Dependents on Medicaid				Total Employees and Dependents			
						Number	State Cost	Federal Cost	Number	State Cost	Federal Cost	Number	State Cost	Federal Cost	Cost		
TITELMAY OF NEVADA INC	Form 5500 Not Filled	PO BOX 280109/THORN & THORN	NASHVILLE	TN	37228	24	5	18,840	156,234.36	32	5	18,587	44,307	37,427	180,651	218,029	
JIPC LAS VEGAS	Form 5500 Not Filled	22342 AVENIDA EMPRESA STE 230	RANCHO SANTA MARGARITA	CA	92888	24	5	21,835	84,153.15	26	5	27,233	74,588	50	49,088	168,721	217,790
CENTER FOR AUTISM & BEHAVIOR ANALYSIS, LLC	Form 5500 Not Filled	5940 S RAINBOW BLVD # 190	SAN VEGAS	NV	89118	16	5	4,403	62,135.85	10	5	17,762	128,403	26	27,165	190,389	217,564
SHAMARA RESTAURANTS INC	Form 5500 Not Filled	875 PROSPECT ST STE 203	US KOLA	VA	23037	15	5	14,774	14,845.71	15	5	14,831	34,623	47	34,623	161,765	213,566
RESIDENTIAL FIRE PROTECTION	Neither 4A or 4U Benefits Provided	6484 ARVILLE ST	LAS VEGAS	NV	89118	31	5	22,502	123,215.12	21	6	16,524	55,072	52	39,026	178,287	217,314
CARBON BLOCK TECHNOLOGY INC	Form 5500 Not Filled	7251 CATHEDRAL ROCK DR	LAS VEGAS	NV	89128	21	5	14,500	125,465.52	20	5	13,687	62,950	41	28,537	188,416	216,953
RESTAURANT TIE AND STONE	Form 5500 Not Filled	4927 MINNOWD TRL	HENDERSON	NV	89022	18	5	12,420	124,420.00	17	5	16,347	47,088	35	47,088	169,465	216,556
WESTERN MANAGEMENT GROUP LLC	Form 5500 Not Filled	P O BOX 8000	LAS VEGAS	NV	89118	29	5	18,241	118,177.40	27	5	21,852	58,275	56	40,093	174,451	216,546
SILVER LAKE CONSTRUCTION CO	Neither 4A or 4U Benefits Provided	4495 W HACIENDA AVE W9	LAS VEGAS	NV	89118	24	5	11,904	92,777.05	26	5	25,714	85,974	50	37,618	178,751	216,369
MAERSK RETAIL GROUP INC	Form 5500 Not Filled	150 BOX 7380/SABANET 4100	GARDEN CITY	NY	11730	20	5	12,420	124,420.00	17	5	16,347	47,088	35	47,088	169,465	216,556
BEAUTY INTERNATIONAL LLC	Form 5500 Not Filled	9720 WINDSHIRE BLVD STE 600	REVELEY HILLS	CA	90012	35	5	22,637	128,545.75	30	5	19,217	45,539	66	41,825	174,483	216,355
FEATURE LLC	Form 5500 Not Filled	3735 SPRING MTN RD #205	LAS VEGAS	NV	89102	17	5	27,833	112,899.13	16	5	10,880	64,204	33	38,713	127,603	216,137
PROFESSIONAL PRODUCTS CORP	Neither 4A or 4U Benefits Provided	403 YORK AVE	DURHAM	NC	19842	23	5	14,496	103,714.43	32	5	21,480	77,206	55	35,376	189,927	216,279
YEE ADVANCED ORTHOPEDICS & SP	Form 5500 Not Filled	7355 ADVANCED WAY	LAS VEGAS	NV	89133	27	5	24,156	114,709.59	32	5	23,817	53,964	59	47,493	168,672	216,165
BRANDSAFE SERVICES LLC	Form 5500 Not Filled	1345 COBB INTERNATIONAL DR NW STE A1	KENNESAW	GA	30152	27	5	16,491	109,612.63	27	5	21,924	48,093	54	38,415	177,526	215,940
HW TEMPS LLC	4A or 4U Benefits Provided	PO BOX 517	SOUTH EASTON	MA	2375	36	5	24,531	151,395.41	17	5	10,072	30,751	53	33,603	180,146	215,749
KONAMI GAMING INC	Form 5500 Not Filled	548 KODANMI CIR	LAS VEGAS	NV	89118	27	5	20,264	138,453.77	23	5	13,692	43,863	50	33,346	182,315	215,661
STAFF PRO INC	Form 5500 Not Filled	164 WASHINGTON ST STE 600	CONSHOHOCKEN	PA	19428	31	5	17,980	148,922.29	18	5	10,919	37,806	49	28,899	186,729	215,627
LETO GO GAMING, LLC	Form 5500 Not Filled	801 S RAMPART BLVD STE 200	LAS VEGAS	NV	89145	25	5	21,694	154,067.40	16	5	9,607	29,704	41	31,301	183,771	215,072
MAERSK PERSONAL CARE SOLUT	Neither 4A or 4U Benefits Provided	400 VALLEY RD #204	MT AIRINGTON	NV	7856	20	5	16,785	96,780.25	20	5	16,287	46,326	40	33,073	163,988	214,920
ADVANCED PERSONAL CARE SOLUT	Neither 4A or 4U Benefits Provided	8750 W SAHARA AVE	LAS VEGAS	NV	89117	25	5	16,547	133,453.48	25	5	17,667	49,311	50	34,214	180,603	214,838
REK ONTARIO LLC	Form 5500 Not Filled	3452 UNIVERSITY AVE	RIVERSIDE	CA	92501	30	5	18,555	96,991.68	35	5	24,273	74,943	65	42,828	171,935	214,764
FOURTH COE THEO	Form 5500 Not Filled	7120 Ridge Pkwy Ste 111	LAS VEGAS	NV	89119	26	5	20,181	113,593.40	21	5	17,743	65,440	47	37,894	176,833	214,727
KCMVY LLC	Form 5500 Not Filled	8755 LAS VEGAS BLVD S	LAS VEGAS	NV	89123	23	5	19,169	153,954.75	18	5	10,560	32,861	41	29,729	184,900	214,628
LOCAL GROWN LLC	Form 5500 Not Filled	395 E SUNSET RD	LAS VEGAS	NV	89119	28	5	18,451	135,124.92	27	5	16,162	44,860	55	34,613	179,985	214,597
PRESTIGE TRAVEL INC	Form 5500 Not Filled	6175 SPRING MOUNTAIN RD	LAS VEGAS	NV	89146	22	5	18,900	120,488.66	15	5	13,605	61,579	37	32,035	182,069	214,573
WEE INDUSTRIAL LAUNDRY LLC	Form 5500 Not Filled	240 PEBBLEBAY BLVD	LAS VEGAS	NV	89123	24	5	22,868	129,438.38	23	5	20,819	51,496	47	41,496	172,935	214,488
HIGH MOUNTAIN DOW & TRIM INC	Form 5500 Not Filled	8895 DOUGLAS DIAMOND PARKWAY	RENO	NV	89521	38	5	22,868	181,806.71	2	5	1,306	8,471	40	21,454	190,278	214,452
AUTOMALL AUTOMOTIVE, LLC	Form 5500 Not Filled	275 AUTO MALL DR	HENDERSON	NV	89014	32	5	21,612	118,036.95	26	5	18,268	56,208	58	39,880	174,245	214,125
DE WOOD INC	Form 5500 Not Filled	15160 W CHASE DR	LAS VEGAS	NV	89023	23	5	19,217	123,552.64	23	5	18,443	46,388	46	34,564	179,033	214,003
AMERICAN EMPLOYMENT INSTITUTE	Form 5500 Not Filled	1931 CARNIGIE AVE # 2A	SANTA ANA	CA	92705	34	5	16,363	125,277.64	34	5	17,258	55,136	68	33,621	180,454	214,085
RECREATION STATION EARLY LEARNING CENTER SUNSET LLC	Form 5500 Not Filled	631 N STEPHANIE ST # 84	MILWAUKEE	WI	89014	35	5	17,855	126,450.31	25	5	19,799	49,875	60	37,654	176,325	213,979
DERSE INC	4A or 4U Benefits Provided	3800 W CANAL ST #2000A3	MILWAUKEE	WI	53208	28	5	15,043	110,324.47	27	5	18,702	69,879	55	40,465	180,201	213,948
HR SECURITY SERVICES INC	Form 5500 Not Filled	8655 W SAHARA AVE STE 131	LAS VEGAS	NV	89146	46	5	18,510	133,245.47	31	5	17,075	36,445	77	37,491	213,678	213,879
SHACK-FINDLAY AUTOMOTIVE, LLC	Form 5500 Not Filled	934 AUTO SHOW DRIVE	HENDERSON	NV	89017	23	5	15,003	84,281.12	39	5	25,634	89,277	62	40,637	173,008	213,645
BEST MODELS & TALENT INC	Form 5500 Not Filled	3801 S DECATUR BLVD STE 110	LAS VEGAS	NV	89118	36	5	20,838	156,688.20	13	5	10,470	25,592	49	31,308	180,280	213,589
WAKES REALTY LLC	Form 5500 Not Filled	1301 S BOLDER HWY	HENDERSON	NV	89119	28	5	19,217	123,552.64	23	5	18,443	46,388	51	34,498	179,490	213,493
LUMA LAS VEGAS, LLC	Form 5500 Not Filled	3708 LAS VEGAS BLVD S	LAS VEGAS	NV	89109	33	5	20,555	148,483.29	20	5	11,983	31,551	53	32,542	180,033	213,577
ROLLING SMOKE BARBEQUE	Form 5500 Not Filled	3185 S HIGHLAND DR STE 23	LAS VEGAS	NV	89109	27	5	21,057	129,757.19	22	5	15,679	46,052	49	36,736	175,809	213,545
MC ASSOCIATES INC	Form 5500 Not Filled	101 BOX 2833/US EXPRESS	LAS VEGAS	NV	89119	23	5	16,120	122,162.00	23	5	22,316	65,423	46	38,478	173,587	213,388
MORGAN SUDAN LLC	Form 5500 Not Filled	1500 E SERINE AVE	LAS VEGAS	NV	89123	19	5	14,718	100,024.63	33	5	24,238	39,975	52	38,975	173,413	213,380
D WESTWOOD INC	Form 5500 Not Filled	2801 WESTWOOD DR	LAS VEGAS	NV	89109	29	5	19,379	133,684.97	26	5	15,166	44,021	55	34,845	172,706	213,251
MGM WY INC	Form 5500 Not Filled	4501 MITCHELL ST	NORTH LAS VEGAS	NV	89081	30	5	18,401	123,334.28	33	5	22,451	17,894	63	40,832	177,226	213,096
CASIMIR ENTERPRISES INC	Form 5500 Not Filled	6255 S PROMER WAY	LAS VEGAS	NV	89113	25	5	16,481	100,491.92	24	5	19,273	35,456	54	37,551	176,515	213,488
SLAM ACADEMY OF NEVADA	Form 5500 Not Filled	16630 SURREY ST	LAS VEGAS	NV	89119	27	5	17,295	107,652.44	32	5	19,865	67,000	59	37,160	174,712	213,873
OLYMPIC INC	Form 5500 Not Filled	1215 S RANCHO DR	LAS VEGAS	NV	89102	33	5	19,702	127,127.01	28	5	20,706	44,081	58	40,408	172,208	213,617
EUROSTON LLC	4A or 4U Benefits Provided	2902 DORNEY AVE #100	BARBARY	VA	22011	33	5	19,217	117,689.94	31	5	17,689	38,150	64	37,437	171,839	213,505
CENTER CITY LANDSCAPING LLC	Form 5500 Not Filled	2020 W BONANZA RD	LAS VEGAS	NV	89106	20	5	17,079	126,812.28	20	5	15,599	51,842	47	32,678	178,654	213,132
WYS EXPRESS INC	Form 5500 Not Filled	JFK INTL AIRPORT 151 EAST HANGAR RD STE 361	JAMMICA	NY	11430	26	5	16,701	86,179.74	39	5	27,562	80,791	65	44,263	166,971	213,234
CANALIS INC	Form 5500 Not Filled	1585 E RUSSELL RD STE 208	LAS VEGAS	NV	89119	28	5	19,217	123,552.64	23	5	18,443	46,388	52	31,374	173,939	213,202
CUSTOMER FIRST LOGISTICS LLC	Form 5500 Not Filled	7573 JAVELINA CT	LAS VEGAS	NV	89113	28	5	16,263	105,272.63	23	5	18,947	70,704	50	35,210	175,977	213,187
NEVADA BEST P&A LLC	Form 5500 Not Filled	2575 MONTESSORU ST STE 201	LAS VEGAS	NV	89117	15	5	9,216	147,554.92	15	5	9,216	34,839	30	28,320	187,394	210,714
HOBBY LOBBY STORES INC	4A or 4U Benefits Provided	PO BOX 283 NUC EXPRESS	ST LOUIS	MO	63166	30	5	21,224	127,922.04	29	5	17,041	44,491	59	28,621	172,414	210,677
JOHN NUNAK MANAGEMENT LLC	Form 5500 Not Filled	801 E WAMATO RD STE 3250	ROCKY HATTON	MD	33431	34	5	21,441	134,881.91	31	5	15,023	49,860	67	36,564	171,788	210,582
GLOBAR STORES INC	Form 5500 Not Filled	PO BOX 66744 NUC EXPRESS	ST LOUIS	MO	63166	23	5	16,188	113,576.61	19	5	8,433	54,026	36	26,621	185,603	210,224
SAFE LIFE DEFENSE LLC	Form 5500 Not Filled	1339 RADDERS WAY	HENDERSON	NV	89052	27	5	17,735	120,460.61	20	5	15,893	56,024	47	33,628	176,465	210,093
NEVA VEGAS INC	Form 5500 Not Filled	1420 WILSON BLVD	HENDERSON	NV	89109	28	5	19,217	123,552.64	23	5	18,443	46,388	51	34,498	179,490	210,000
CARNOVSKI DISPLAY SERVICE INC	4A or 4U Benefits Provided	1289 S BLUE ISLAND	CHICAGO	IL	60608	28	5	19,361	144,163.93	18	5	11,746	34,754	46	31,107	178,919	210,025
DESERT LABORYS LLC	Form 5500 Not Filled	3550 W TOMPKINS AVE, #A	LAS VEGAS	NV	89109	26	5	17,924	124,4								

Appendices

Company Name	Form 5500	Address	City	State	Zip	Employees on Medicaid				Dependents on Medicaid				Total Employees and Dependents				
						Number	State Cost	Federal Cost	Number	State Cost	Federal Cost	Number	State Cost	Federal Cost	Cost			
LIG SUMMERLIN LLC	Form 5500 Not Filed	9115 W RUSSELL RD #10	LAS VEGAS	NV	89148	22	5	16,364	130,970.08	29	5	17,319	60,064	51	5	33,683	170,434	204,117
BALLY GAMING INC	Form 5500 Not Filed	6601 BIRMINGHAM RD	LAS VEGAS	NV	89119	30	5	19,281	108,101.05	22	5	19,523	57,169	52	5	38,804	165,270	204,074
CARSON RUSSELL INC	Form 5500 Not Filed	501 N CARSON ST	CARSON CITY	NV	89701	24	5	21,899	165,784.51	8	5	5,072	11,211	33	5	26,911	176,996	203,906
IMAGINATION STATION EARLY LEARNING CENTER MGM, LLC	Form 5500 Not Filed	4335 N STEPHANE ST	HENDERSON	NV	89064	40	5	21,641	150,029.01	12	5	6,719	21,830	69	5	41,361	177,483	203,317
ST JAMES RANCH FOR CHILDREN B	Form 5500 Not Filed	200 WILSON CIR	BOULDER CITY	NV	89005	21	5	20,672	101,102.22	23	5	20,586	59,840	44	5	41,258	161,942	203,200
STRAMLINE DENTAL SOLUTIONS 1	Form 5500 Not Filed	7245 W SAHARA AVE #200	LAS VEGAS	NV	89117	26	5	17,295	99,081.63	38	5	23,227	63,007	64	5	41,022	162,149	203,171
HAIR BY DESIGN MANAGEMENT COMP	Form 5500 Not Filed	PO BOX 20020	LAS VEGAS	NV	89120	26	5	17,295	99,081.63	38	5	23,227	63,007	64	5	41,022	162,149	203,171
CASINO JOY CONTRACT INC	Form 5500 Not Filed	3355 Spring Mtn. Rd. #63	LAS VEGAS	NV	89102	26	5	21,238	116,934.31	24	5	16,440	48,343	50	5	37,678	165,276	202,945
NEVADA CONTRACT CARRY INC	Form 5500 Not Filed	6800 W PATRIK LN	LAS VEGAS	NV	89118	24	5	16,683	123,026.20	24	5	16,018	47,088	48	5	32,701	170,114	202,815
AMERICAN PRODUCTION MANAGEMENT, LLC	Form 5500 Not Filed	15300 NORTHERN HWY STE B	LAS VEGAS	NV	89118	24	5	16,683	123,026.20	24	5	16,018	47,088	48	5	32,701	170,114	202,815
A M GLOBAL LOGISTICS LLC	Form 5500 Not Filed	2121 RODD-CRANW AV STE 6300	EL SEGUNDO	CA	90245	39	5	17,645	126,377.04	21	5	14,974	43,431	67	5	32,619	169,805	202,244
FALLON TRIBAL DEVELOPMENT COR	Form 5500 Not Filed	567 RIO VISTA DR	EL SEGUNDO	NV	89046	19	5	16,148	113,560.91	19	5	13,017	39,657	38	5	29,165	173,218	202,382
TECHSYSTEMS INC	Form 5500 Not Filed	6720 VIA AUSTI PRVY STE 100	LAS VEGAS	NV	89119	29	5	17,897	146,577.25	12	5	6,396	13,487	41	5	24,293	170,064	202,359
E GARD LLC	Form 5500 Not Filed	1235 POLARIS AVE	LAS VEGAS	NV	89102	31	5	18,166	154,100.01	12	5	6,719	21,830	43	5	37,433	177,483	203,317
TELEVENTURES, LLC	Form 5500 Not Filed	2391 S 1560 W STE C	WOODS CROSS	UT	84687	28	5	17,075	109,031.64	22	5	19,396	56,724	50	5	36,471	165,766	202,236
AVE COMMUNITIES COALITION	Form 5500 Not Filed	1020 E WILSON	PAHRUMP	NV	89048	18	5	10,508	67,188.55	23	5	27,886	96,918	41	5	37,894	164,117	202,010
FIBRO REVENUE CYCLE MANAGEMENT	Form 5500 Not Filed	11899 LINDOIS ST	CARMEL	IN	46032	24	5	21,153	139,310.15	13	5	10,262	30,197	37	5	31,415	170,507	201,422
ADESA US AUCTION LLC	Form 5500 Not Filed	2020 W WAHALLA LN	PHOENIX	AZ	85027	29	5	15,942	120,439.82	22	5	19,178	45,801	51	5	35,120	166,221	201,342
REGIONAL TRANSPORTATION COMMI	Form 5500 Not Filed	203 N PINE PLAZA DR 405	HANCOCK	WA	98046	24	5	20,409	128,077.57	21	5	15,538	36,937	45	5	36,948	165,038	200,983
CARSON CITY SCHOOL DISTRICT	Form 5500 Not Filed	600 GEND CTRL PKWY #500	LAS VEGAS	NV	89106	24	5	19,439	120,224.07	25	5	14,839	46,339	49	5	34,278	166,563	200,861
TIMEHURSE LIQUIDATORS LLC	Form 5500 Not Filed	PO BOX 283 NUC EXPRESS	ST LOUIS	MO	63166	40	5	20,562	96,007.40	50	5	24,500	59,284	90	5	45,062	155,291	200,853
LITHION BATTERY INC	Form 5500 Not Filed	301 CONVENTION CENTER DR STE 200	ST LOUIS	MO	63109	26	5	21,415	129,979.71	19	5	12,244	37,210	45	5	33,659	166,590	200,548
ENTERTAINMENT PARTNERS ENTERPRISES LLC	Form 5500 Not Filed	2811 SAINT ROSA PKWY	HENDERSON	NV	89052	29	5	21,381	129,959.23	15	5	10,867	31,250	44	5	32,250	168,130	200,379
RFP ENTERPRISES INC	Form 5500 Not Filed	2990 N HOLLYWOOD WAY	BURBANK	CA	91505	30	5	20,533	153,722.79	13	5	5,335	20,729	43	5	25,868	174,452	200,318
KNIPS	Form 5500 Not Filed	4985 S FORT APACHE #105	LAS VEGAS	NV	89148	29	5	19,296	129,628.11	18	5	13,511	37,789	47	5	32,807	167,417	200,224
ONE KEY HOME CARE - NV	Form 5500 Not Filed	6256 MCLEOD DR STE 24	LAS VEGAS	NV	89120	29	5	18,266	118,777.14	29	5	16,994	46,043	54	5	35,260	164,820	200,080
MIDWEST VETERINARY PARTNERS LLC	Form 5500 Not Filed	5231 W CHARLESTON BLVD	LAS VEGAS	NV	89146	28	5	16,785	109,145.52	28	5	19,782	54,068	56	5	36,567	163,214	199,781
LIVING SPACES FURNITURE	Form 5500 Not Filed	14501 ARTISIA BLVD	LA MBRADA	CA	90038	25	5	14,967	113,255.10	20	5	15,117	46,007	45	5	30,084	159,278	199,265
BLUE EYE CORPORATION	Form 5500 Not Filed	431 W BROADWAY STE 200	SALT LAKE CITY	UT	84101	23	5	20,688	115,841.78	20	5	15,724	43,332	43	5	32,332	166,999	199,331
FLETCHER JONES LAS VEGAS	Form 5500 Not Filed	7300 W SAHARA AVE	LAS VEGAS	NV	89117	26	5	16,380	103,073.63	27	5	18,661	61,149	53	5	35,041	164,223	199,264
FLORIDA CASINO INC	Form 5500 Not Filed	12506 N BAYVIEW AVE STE 100	LAKEWOOD	CO	80228	29	5	26,484	149,650.00	20	5	7,546	21,671	49	5	34,027	176,321	199,249
STERIS STATE HEALTH SERVICES	Form 5500 Not Filed	2965 S JONES BLVD STE C	LAS VEGAS	NV	89146	29	5	16,380	103,073.63	27	5	18,661	61,149	53	5	35,041	164,223	199,264
MEDICAL SVCS OF NEVADA INC	Form 5500 Not Filed	1335 ARMISTE WAY STE 262	RENO	NV	89502	26	5	17,126	131,809.55	19	5	13,854	38,600	45	5	30,980	167,870	198,849
FAN RENOVATION INC	Form 5500 Not Filed	8421 ST JOHN INDUSTRI DR	LA JOLLA	CA	92034	23	5	19,695	119,460.00	20	5	16,243	46,007	43	5	36,233	163,467	198,644
HELDWORKS LLC	Form 5500 Not Filed	1629 K ST NW STE 300	WASHINGTON	DC	20006	30	5	21,430	128,948.11	19	5	13,282	34,974	49	5	34,712	163,924	198,638
STRIPWISDOMS INC	Form 5500 Not Filed	4330 S VALLEY VIEW BLVD STE 120	LAS VEGAS	NV	89103	19	5	15,150	108,844.53	30	5	20,421	53,921	49	5	35,571	162,768	198,339
MONDRIAN ASSOCIATES INC	Form 5500 Not Filed	PO BOX 2379	PHOENIX	AZ	85016	23	5	18,200	107,928.22	20	5	14,839	46,339	43	5	31,678	165,276	198,249
GNL CORPORATION	Form 5500 Not Filed	2300 S CASINO DR	LAUGHLIN	NV	89029	48	5	22,422	91,689.89	60	5	24,248	65,143	108	5	42,472	155,830	198,298
VB LAS VEGAS LLC	Form 5500 Not Filed	4770 BISCAYNE BLVD #120	MIAMI	FL	33137	28	5	22,897	119,948.77	24	5	14,808	40,590	52	5	37,705	160,539	198,242
TOWN CENTER AMUSEMENTS INC	Form 5500 Not Filed	PO BOX 283 NUC EXPRESS	ST LOUIS	MO	63166	26	5	19,449	122,739.88	22	5	12,244	43,728	48	5	31,973	166,478	198,228
BO STEWART AVENUE CORPORATIO	Form 5500 Not Filed	300 STEWART AVENUE	ST LOUIS	MO	63101	24	5	19,869	135,952,968.23	24	5	13,621	30,521	47	5	30,742	167,955	198,171
QUEST RETAIL INC	Form 5500 Not Filed	PO BOX 283 NUC EXPRESS	ST LOUIS	MO	63166	37	5	20,533	97,101.63	25	5	18,242	69,453	57	5	31,599	166,555	198,153
IA OPERATING NEVADA LLC	Form 5500 Not Filed	24601 CENTER RIDGE RD STE 200	WESTLAKE	OH	44145	22	5	15,642	116,250.20	25	5	12,211	54,945	57	5	25,852	173,204	198,057
FLORIDA CASINO INC	Form 5500 Not Filed	4500 W TICO AVE	LAKEWOOD	CO	80228	29	5	22,422	110,470.00	20	5	7,546	21,671	49	5	34,027	176,321	198,049
AMES CONSTRUCTION INC	Form 5500 Not Filed	2500 COUNTY ROAD 42 W STE 100	BURNSVILLE	MN	55337	31	5	18,208	87,545.74	31	5	25,754	66,193	62	5	43,962	151,739	197,700
ORIGINAL ROOFING CO LLC THE	Form 5500 Not Filed	4515 COPPER SAGE ST #100	LAS VEGAS	NV	89115	17	5	35,802	112,122.65	11	5	13,526	36,239	28	5	49,328	148,362	197,690
POCKMAN HOLDING LLC	Form 5500 Not Filed	10519 REVERSON BLVD	LAUREL HILL	CA	92023	24	5	16,700	106,463.13	24	5	16,642	43,227	48	5	33,277	164,943	197,643
TRIP COMPANY INC	Form 5500 Not Filed	160 EXETER DR	WINCHESTER	VA	22603	48	5	17,959	106,204.60	65	5	20,144	53,176	113	5	38,103	155,381	197,481
SIXT RENT A CAR LLC	Form 5500 Not Filed	1561 NW 49TH ST STE 100	FORT LAUDERDALE	FL	33309	23	5	20,971	127,117.47	17	5	11,225	37,851	40	5	32,196	165,022	197,218
BARTH CORRELL LLC	Form 5500 Not Filed	3545 LAS VEGAS BLVD S #113	LAS VEGAS	NV	89109	23	5	20,276	108,849.06	26	5	15,966	51,961	49	5	36,242	160,810	197,052
DUTCH ROSE LLC	Form 5500 Not Filed	2480 S RANCHO DR	LAKE FOREST	CA	92640	28	5	13,726	101,170.68	27	5	17,480	64,669	52	5	31,206	165,823	197,017
APRIA HEALTHCARE LLC	Form 5500 Not Filed	26220 ENTERPRISE CT	LAKE FOREST	CA	92630	18	5	16,579	89,087.35	26	5	21,891	68,469	45	5	39,470	157,556	197,026
HOSPITALITY CULTIVARE INC	Form 5500 Not Filed	PO BOX 11111	PHOENIX	NV	89111	29	5	19,048	84,168.99	26	5	21,723	71,856	55	5	40,771	156,005	196,776
PRIMORIS RECREABLE ENERGY INC	Form 5500 Not Filed	PO BOX 90022	GRAND RAPIDS	MI	49502	24	5	16,700	106,463.13	24	5	16,340	43,227	48	5	31,678	165,555	196,640
WIKMO STAFFING SERVICES INC	Form 5500 Not Filed	17872 J COGAN AVE	IRVINE	CA	92614	33	5	21,258	111,315.03	25	5	13,342	44,747	58	5	34,600	162,041	196,642
PROFESSIONAL SECURITY CONSULT	Form 5500 Not Filed	11454 SAN VICENTE BLVD 2	LOS ANGELES	CA	90049	25	5	20,023	121,732.17	14	5	11,408	43,440	46	5	31,431	165,172	196,604
RELIABLE MANAGEMENT SOLUTIONS	Form 5500 Not Filed	9600 PROTECTIVE CT	LAS VEGAS	NV	89121	26	5	16,700	106,463.13	24	5	16,340	43,227	48	5	31,678	165,555	19

Appendix

Company Name	Form 5500	Address	City	State	Zip	Employees on Medicaid				Dependents on Medicaid				Total Employees and Dependents			
						Number	State Cost	Federal Cost	Number	State Cost	Federal Cost	Number	State Cost	Federal Cost	Cost		
SPRING VALLEY ASSISTED LIVING	Form 5500 Not Filed	PO BOX 280100	NASHVILLE	TN	37228	24	15,109	122,208.82	22	13,266	58,738	46	28,375	160,945	189,230		
PANDORA VENTURES, LLC	Form 5500 Not Filed	250 W PRATT ST FL 17	BALTIMORE	MD	21201	30	17,632	106,590.07	22	14,700	50,286	52	32,332	156,876	189,208		
STANDARD MANAGEMENT CO	Neither 4A or 4U Benefits Provided	2245 CAMPUS DR	EL SEGUNDO	CA	90245	22	5,953	37,151.22	29	18,073	52,990	51	24,026	156,100	189,127		
TRUTH SERVICES LLC	Form 5500 Not Filed	9231 COUNTY 900E	LAS VEGAS	NV	89123	26	13,838	113,630.88	25	17,086	57,388	51	30,924	161,270	189,388		
DILARD TEXAS LLC	Form 5500 Not Filed	1600 CANTRELL RD	LITTLE ROCK	AR	72201	27	19,337	123,797.00	16	7,713	38,147	43	27,050	161,944	188,994		
BERRY BEATICS OPTIC INC	Form 5500 Not Filed	PO BOX 280100 NTHOMAS	NASHVILLE	TN	37228	27	18,186	113,774.89	23	13,167	37,745	50	31,353	157,520	188,873		
CHOCOLATE MAGIC LAS VEGAS LLC	Form 5500 Not Filed	4301 S VALLEY VIEW BLVD	LAS VEGAS	NV	89103	25	14,565	97,415.08	25	17,839	61,323	50	32,404	156,743	188,789		
1200 SHELLES DR	Form 5500 Not Filed	1200 SHELLES DR	SPARKS	NV	89434	25	12,605	74,210.90	25	15,895	53,895	50	28,500	158,106	188,778		
CIF AUTOMOTIVE LLC	Form 5500 Not Filed	PO BOX 283 NUC EXPRESS	SPARKS	NV	89166	25	13,366	106,466.77	18	10,192	38,233	43	23,558	166,700	188,348		
1200 SHELLES DR	Form 5500 Not Filed	1200 SHELLES DR	SPARKS	NV	89104	25	12,605	74,210.90	25	15,895	53,895	50	28,500	158,106	188,348		
MAUI MAGNETS INC	Form 5500 Not Filed	2381 MARINER SQUARE DR STE 170	ALAMEDA	CA	94501	24	16,791	100,791.14	30	19,161	51,321	54	35,952	152,111	188,054		
GIFTY DUCK HOSPITALITY, INC	Form 5500 Not Filed	5200 BIRMGTON RD	ATLANTA	GA	30149	23	9,711	60,742.55	20	18,112	99,472	43	27,823	160,215	188,038		
SWAN PRODUCTS LLC	Neither 4A or 4U Benefits Provided	909 E. GENEALIE AVE.	WOONSOCKET	RI	08911	25	19,463	110,458.62	28	16,369	41,712	53	35,832	152,171	188,000		
CYSR SERVICES INC	Form 5500 Not Filed	11 CUS DR # MCC230	LAS VEGAS	NV	89118	26	17,867	103,507.09	19	16,082	51,969	45	33,949	154,476	187,963		
ALPHA LANDSCAPES LLC	Form 5500 Not Filed	4270 W Patrick Lane	LAS VEGAS	NV	89118	26	15,206	97,024.20	34	18,688	56,891	60	33,894	153,915	187,809		
CECO INC	Form 5500 Not Filed	6720 W SERENE RD	LAS VEGAS	NV	89139	27	15,993	123,417.35	16	11,020	37,178	43	27,012	160,795	187,808		
THE JAY GROUP INC	Neither 4A or 4U Benefits Provided	700 INDIAN SPRINGS DR	LANCASTER	PA	17601	25	12,923	116,295.94	19	13,499	39,709	44	26,428	156,105	187,553		
BIG ROCK SPORTS LLC	Form 5500 Not Filed	158 LITTLE NINE ROAD	NORHEAD CITY	NC	28557	24	18,319	118,393.49	22	12,548	38,167	46	30,867	156,560	187,327		
OSKAR PO POCH	Form 5500 Not Filed	5555 Gull Road	KALAMAZOO	MI	49048	23	18,256	128,686.95	13	9,281	30,763	45	27,537	159,450	186,987		
BONDR ON LAS VEGAS LLC	Neither 4A or 4U Benefits Provided	3905 LAS VEGAS BLVD E	LAS VEGAS	NV	89119	21	15,368	90,029.34	24	17,876	42,668	45	33,242	152,711	186,955		
1 MEADOWLANDS PLZ STE 902	Form 5500 Not Filed	1 MEADOWLANDS PLZ STE 902	EAST RUTHERFORD	NJ	7073	16	12,601	101,535.20	24	16,541	50,291	40	29,142	152,827	186,798		
CLASSIC FINISHES LLC	Form 5500 Not Filed	708 N CENTER ST STE 300	RENO	NV	89501	16	15,141	125,976.73	21	10,574	34,973	37	25,715	160,950	186,665		
MINSON LLC	Form 5500 Not Filed	706 POKUNAKA ST	HONOLULU	HI	96813	19	14,079	129,234.45	33	22,875	60,061	52	37,954	149,395	186,649		
LEARNY SYSTEMS LLC	Form 5500 Not Filed	3600 CUPPERS MILL RD	BALTIMORE	MD	21211	29	18,948	114,640.39	20	14,801	53,811	49	33,749	152,673	186,243		
SI MANAGEMENT CORP	Form 5500 Not Filed	4866 S MARLANN PKWY	LAS VEGAS	NV	89119	26	15,158	112,225.22	23	16,065	38,889	49	31,223	151,114	186,336		
IBS LOGISTICS INC	Form 5500 Not Filed	6720 N HUALAPAI WAY STE 145-196	LAS VEGAS	NV	89149	26	13,140	90,708.33	28	19,939	62,330	54	33,079	153,038	186,115		
IBS CONTRACT INC INTERNATIONAL IN	Form 5500 Not Filed	PO BOX 283 NUC EXPRESS	SPARKS	NV	89103	25	11,105	81,929.11	19	12,476	39,774	44	23,582	151,219	185,994		
RELIANCE HOME SERVICES LLC	Form 5500 Not Filed	4780 CAULGIN PKWY # 255	RENO	NV	89519	25	16,395	120,076.73	25	11,820	37,576	50	28,277	151,653	185,929		
GOthic LANDSCAPING INC	Form 5500 Not Filed	27413 TOURNAY RD	VALENCIA	CA	91355	22	16,774	90,550.24	25	19,190	59,338	47	35,964	149,890	185,872		
SOLARIS LAS VEGAS INC	Neither 4A or 4U Benefits Provided	4504E CHEERY CREEK SOUTH DR STE 710	CO	80146	80146	24	18,810	123,380.81	24	19,810	58,483	48	38,620	151,862	185,748		
NOUWEN NV LLC	Form 5500 Not Filed	7155 S RAINBOW BLVD STE 100	LAS VEGAS	NV	89118	26	18,925	104,928.72	20	13,208	48,339	45	32,133	151,273	185,501		
HIGH IMPACT SIGN AND DESIGN L	Form 5500 Not Filed	820 WISWAM PKWY STE 100	HENDERSON	NV	89014	26	16,357	122,224.26	18	10,436	35,850	44	26,793	158,064	185,357		
SNO LLC	Form 5500 Not Filed	5680 W RENO AVE UNIT 135	LAS VEGAS	NV	89148	19	15,587	108,151.47	29	20,322	57,281	48	39,909	145,432	185,342		
WINDREEK HEALTHCARE INC	Form 5500 Not Filed	PO BOX 280100	NASHVILLE	TN	37228	26	18,564	108,494.16	23	12,657	32,567	49	31,224	150,799	185,249		
ANJA JONES INC	Form 5500 Not Filed	2668 N JONES BLVD	LAS VEGAS	NV	89107	26	17,765	97,301.55	24	14,084	36,008	44	31,849	153,390	185,239		
FINLEY INDUSTRIES INC	Form 5500 Not Filed	174 GLENDALE AVE	SPARKS	NV	89431	25	17,128	108,357.50	23	14,715	44,873	48	31,443	153,231	185,074		
HZ OPTICS COMPANY	Form 5500 Not Filed	1421 HIGHWAY 10	VEGAS LAND	NV	89128	27	17,728	104,676.51	23	14,715	44,873	48	31,443	153,231	185,074		
ITS NATIONAL LLC	Form 5500 Not Filed	555 VISTA BLVD	SPARKS	NV	89434	28	13,144	104,676.51	17	12,885	45,059	45	26,029	158,736	184,765		
MOVE A LESS LLC	Form 5500 Not Filed	4660 ARBORD SPRINGS ST STE 200	LAS VEGAS	NV	89113	29	15,381	120,260.19	10	10,954	38,097	48	26,335	158,357	184,693		
BAKSON CONSTRUCTION LLC	Form 5500 Not Filed	107 E CHELSEA BLVD STE 125	LAS VEGAS	NV	89118	26	16,845	125,688.89	17	10,455	31,616	43	26,804	156,303	184,509		
SARS & COMPANY LLC	Form 5500 Not Filed	PO BOX 20080	JACKSON	MS	39209	26	16,845	125,688.89	17	10,455	31,616	43	26,804	156,303	184,509		
TOBY BURKH LLC	Form 5500 Not Filed	11 W 13TH ST	NEW YORK	NY	10011	29	17,320	96,785.70	26	13,374	52,501	55	34,694	149,287	183,981		
TEMPLE SINAI LAS VEGAS INC	Form 5500 Not Filed	9003 HILLCREST BLVD	HENDERSON	NV	89134	26	17,384	90,102.77	31	18,319	58,488	57	36,703	148,253	183,953		
PELO SPORTS LLC	Form 5500 Not Filed	2400 KINGSLAND BLVD	KATY	TX	77459	29	16,850	124,862.87	24	16,817	54,834	54	33,667	149,697	183,944		
ADAPTHEALTH, LLC	Neither 4A or 4U Benefits Provided	220 W GERMANTOWN PIKE STE 250	PLYMOUTH MEETING	PA	19462	25	15,289	86,359.20	42	23,560	54,689	67	42,842	141,048	183,898		
RETAIL DECISION WEST LLC	Form 5500 Not Filed	5600 GRANITE PKWY STE 1400	PLANO	TX	75024	25	17,004	122,508.55	18	9,418	34,892	41	26,422	157,397	183,818		
SEBRA COMPANY	Form 5500 Not Filed	1310 CAPITAL BLVD	RENO	NV	89502	23	13,920	86,431.99	20	14,198	37,678	47	28,118	149,110	183,794		
LAS VEGAS EXPO	Form 5500 Not Filed	4075 N PAGES RD	LAS VEGAS	NV	89120	24	17,339	142,212.33	11	5,784	18,402	35	23,123	160,614	183,737		
GOODY LLC	Form 5500 Not Filed	3500 W MARSH RD	LAS VEGAS	NV	89103	26	20,132	131,322.28	12	7,843	24,291	38	27,975	155,613	183,589		
ANDERSON ROOFING INC	Form 5500 Not Filed	1812A WEDGE PKWY #437	RENO	NV	89511	23	16,462	127,023.29	2	56	262	2	56	262	183,483		
ARCHER WEST SECURITY & CONSULTING GROUP LLC	Form 5500 Not Filed	3400 W DESERT INN RD STE 2	LAS VEGAS	NV	89102	22	16,335	107,356.10	14	11,216	48,269	36	27,571	155,625	183,196		
AUTOMALL CARS LLC	Form 5500 Not Filed	266 N GIBSON RD	HENDERSON	NV	89014	29	14,026	92,600.36	21	12,957	43,500	50	26,983	156,100	183,084		
VIA INC	Form 5500 Not Filed	205 VISTA BLVD	SPARKS	NV	89434	22	20,109	121,311.88	21	10,692	30,995	43	30,801	148,306	183,066		
SPARKS	Neither 4A or 4U Benefits Provided	9606A PROTECTOR CT	RENO	NV	89521	21	15,704	128,289.10	21	792	2,158	42	16,496	150,478	183,024		
BARRETT COMPANY LLC THE	Form 5500 Not Filed	2222 W CHEVENE AV	NORTH LAS VEGAS	NV	89032	26	15,920	123,046.55	14	8,936	25,782	40	24,856	157,829	182,685		
CALIFORNIA PIZZA THEBEN INC	Form 5500 Not Filed	PO BOX 283 NUC EXPRESS	ST LOUIS	MO	63166	25	16,270	89,868.36	25	17,858	58,665	50	34,128	148,528	183,656		
EVERGREEN LAS VEGAS LLC	Form 5500 Not Filed	1702 WINDMILL AVE STE 500	ST LOUIS	MO	63166	25	16,270	89,868.36	25	17,858	58,665	50	34,128	148,528	183,656		
DUCKWATER SHOPS INC	Form 5500 Not Filed	511 DUCKWATER FALLS RD	DUCKWATER	TX	79020	13	24,336	113,949.59	10	13,745	31,520	23	38,081	145,470	182,451		
SCHENKERS INC	Neither 4A or 4U Benefits Provided	PO BOX 66744 NUC EXPRESS	ST LOUIS	MO	63166	25	16,812	120,560.66	27	10,840	32,083	57	29,652	152,586	182,238		
BUDNICH BROS LLC	Form 5500 Not Filed	8305 W SUNSET RD STE 200	LAS VEGAS	NV	89113	26	16,812	120,560.66	27	10,840	32,083	57	29,652	152,586	182,238		
AEVA LLC	Form 5500 Not Filed	6280 S VALLEY VIEW BLVD STE 732-735	LAS VEGAS	NV	89118	24	15,958	106,669.60	14	15,626	43,834	38	31,584	150,504	182,088		
SAN JOAQUIN VALLEY COLLEGE	Form 5500 Not Filed	3828 W CALDWELL AVE	VISALIA	CA	93277	19	21,199	126,784.35	13	7,919	26,247	32	29,028	153,031	182,060		
DIQUIN EMPLOYMENT SERVICES LLC	Form 5500 Not Filed	1600 N TUSTIN AVE STE 104	SANTA ANA	CA	92705	28	16,993	104,995.79	24	17,407	51,637	52	34,400	147,593	181,993		
FOURCARE COMMUNITY LIVING CORP	Form 5500 Not Filed	PO BOX 280100 THOMAS & BTH	NASHVILLE	TN	37228	26	16,853	1									

Appendices

Company Name	Form 5500	Address	City	State	Zip	Employees on Medicaid				Dependents on Medicaid				Total Employees and Dependents			
						Number	State Cost	Federal Cost	Number	State Cost	Federal Cost	Number	State Cost	Federal Cost	Cost		
TAMI MANAGEMENT LLC	Form 5500 Not Filled	4000 S DECATUR BLVD # 37-656	LAS VEGAS	NV	89103	20	15,763	173,558.26	11	6,937	28,604	31	23,700	253,153	173,893		
NEVADA BARBEQUE COMPANY	Form 5500 Not Filled	80 E VICTORIAN AVE	SPARKS	NV	89431	20	23,856	118,196.02	5	9,330	26,496	26	31,186	144,692	175,878		
STINKING CUBER LLC	Form 5500 Not Filled	2827 PARKSIDE RD	LAS VEGAS	NV	89109	22	15,067	83,647.51	23	15,530	60,903	45	31,197	144,551	175,748		
SPRINGDALE THERAPY SERVICES LLC	Form 5500 Not Filled	2450 RAIN VERDE PKWY	HOUSTON	TX	89130	21	16,094	80,150.12	18	10,516	40,991	38	26,610	125,141	175,736		
BELLISSIMO DISTRIBUTION	Form 5500 Not Filled	1380 ENCLAVE PKWY	HOUSTON	TX	77077	21	12,708	50,321.04	26	15,975	56,649	47	28,683	146,970	175,653		
GOLD N SILVER INN	Form 5500 Not Filled	790 W 4TH ST	RENO	NV	89503	26	16,227	144,813.93	3	2,692	11,812	31	18,919	156,626	175,545		
ARIZONA LABOR FORCE INC	Form 5500 Not Filled	PO BOX 1208	PHOENIX	AZ	85244	25	19,805	90,245.45	15	9,701	36,741	40	29,506	126,987	175,284		
SDI SERVICES WEST LLC	Form 5500 Not Filled	400 AIRBORNE PKWY	CHEEKTOWAGA	NV	14225	22	15,401	115,900.04	15	10,405	33,619	37	25,806	149,519	175,326		
SWIRE PACIFIC HOLDINGS INC	Neither 4A or 4B Benefits Provided	126 3/4 265 W	DRAPER	UT	84020	30	13,471	88,625.69	32	15,503	57,572	62	28,974	146,197	175,172		
CAI SIMMONS USA INC	Form 5500 Not Filled	15211 BROADWAY	SACRAMENTO	CA	95841	25	15,067	70,245.12	21	12,847	48,152	46	27,914	118,397	174,916		
DEL GOR HOLDINGS LLC	Form 5500 Not Filled	2500 EAST SECOND ST	RENO	NV	89595	15	17,371	106,848.31	25	13,076	47,892	44	30,397	154,650	175,043		
SPORTS ATTACK LLC	Form 5500 Not Filled	PO BOX 1520 2805 US 40	VERO	FL	88919	18	14,906	98,561.63	25	12,327	49,147	43	27,233	147,711	174,943		
AMERICAN BUILDING SYSTEMS LLC	Form 5500 Not Filled	126 CASSIA WAY #100	HENDERSON	NV	89104	19	9,348	37,647.14	34	20,755	71,397	53	29,873	149,044	174,917		
PLANTATION INDUSTRIES LLC	Form 5500 Not Filled	PO BOX 60144 RADN TAYLUM	HENDERSON	MO	63166	20	16,360	129,541.12	11	8,727	32,611	31	25,087	149,762	174,840		
AVIS RENT A CAR SYSTEM LLC	Form 5500 Not Filled	PO BOX 283 NUC EXPRESS	ST LOUIS	MO	63166	21	13,186	95,422.53	25	16,971	49,093	46	30,157	147,672	174,672		
EL FORDMAN AMERICA CORP	Neither 4A or 4B Benefits Provided	770 TAMALPAIS DR STE 400	CORTI MADERA	CA	94925	16	10,225	82,684.10	21	16,760	65,001	37	26,985	147,685	174,669		
INOVIA LLC	Form 5500 Not Filled	7300 W SAND LANE STE 300	ORLANDO	FL	32819	25	12,908	115,527.06	23	12,801	28,294	48	25,709	143,826	174,970		
HEARTLAND DENTAL LLC	Neither 4A or 4B Benefits Provided	1100 NETWORK CENTRE DR	EFFINGHAM	IL	62401	14	16,433	103,436.06	27	13,749	50,182	51	30,182	143,666	173,849		
POKORNY MEDICAL GRP OF NV LTD	Form 5500 Not Filled	1361 CONCORD TERRACE	SUNRISE	FL	33423	13	10,937	80,850.79	26	17,166	64,864	39	28,103	145,715	173,818		
LSI INC	Form 5500 Not Filled	9012 B RESEARCH DR	LAS VEGAS	NV	89118	20	20,285	120,060.23	14	9,953	33,373	34	30,238	143,433	173,773		
JAMES E NAVE DVM	Form 5500 Not Filled	2385 E TROPICANA AVE	LAS VEGAS	NV	89119	18	13,562	66,935.00	27	23,501	69,554	45	37,063	136,488	173,591		
FINDLAY AUTOMOTIVE OF NEVADA	Form 5500 Not Filled	7733 EASTGATE ROAD	HENDERSON	NV	89011	23	13,190	72,132.50	27	16,332	57,873	50	29,522	144,000	173,528		
GLOBAL HANNOY LLC	Form 5500 Not Filled	5600 STEPHANE ST	LAS VEGAS	NV	89122	22	14,008	90,568.20	26	16,982	52,797	48	30,990	143,365	173,446		
FENLEY PENEYER GAMING LLC	Form 5500 Not Filled	PO BOX 160	VERNO	NV	89439	20	18,976	126,851.72	16	4,868	22,660	36	23,844	149,454	173,297		
WILLIAM NEAL EVANS MTD LTD	Neither 4A or 4B Benefits Provided	3006 S MARIANLAND PKWY #950	LAS VEGAS	NV	89109	22	15,321	84,849.18	35	20,480	52,601	57	35,801	137,450	173,250		
ACCIO ENGINEERING SYSTEMS INC	Form 5500 Not Filled	888 E WALNUT ST	PASADENA	CA	91101	22	14,560	109,397.33	23	13,272	35,397	45	27,832	144,794	173,226		
PIZZOLIC LLC	Form 5500 Not Filled	9001 WENDELL AVE	RENO	NV	89512	24	12,912	113,899.47	23	12,611	48,270	47	25,523	142,169	173,144		
SIEKRA LUMIER INC	Form 5500 Not Filled	201 N FRANKLIN ST STE 300	TAMPA	FL	33602	16	11,855	84,170.03	17	12,808	64,298	33	24,663	148,476	173,139		
FEDERAL CLEANING CONTRACTORS	Form 5500 Not Filled	1647 BARCLAY BLVD	BUFFALO GROVE	IL	60089	20	14,919	79,376.12	20	20,916	17,838	40	35,835	137,192	173,027		
STEIN BARBER INC DBA SUBURBUTS	Neither 4A or 4B Benefits Provided	RENO 5155	RENO	NV	89509	26	13,136	81,517.27	24	13,136	43,517	50	26,272	145,034	172,989		
INTOUCH MARKETING INC	Form 5500 Not Filled	2357 RENAISSANCE DR STE B	LAS VEGAS	NV	89119	28	16,822	109,829.37	22	15,707	37,592	50	32,529	147,421	172,843		
ONE SP LLC	Form 5500 Not Filled	5984 GORDON CREEK AVE	LAS VEGAS	NV	89139	21	13,862	85,962.31	20	17,047	56,029	50	30,914	141,991	172,805		
ELIOTT AUTO SUPPLY CO INC	Neither 4A or 4B Benefits Provided	1380 CORPORATE ENTR #200	EGAN	MN	55121	22	14,109	123,740.77	15	7,655	27,967	37	21,764	151,708	172,817		
INTELLIGENT LIFE SOLUTIONS LLC	Form 5500 Not Filled	1390 MOUNT ANDERSON ST	RENO	NV	89506	24	12,951	133,713.66	18	9,345	27,104	42	22,296	140,819	172,921		
MEDWEST AMBULANCE INC	Form 5500 Not Filled	PO BOX 351567 N EMPLOYERS	WESTMINSTER	CO	80035	32	15,486	134,848.80	18	12,436	27,487	50	27,825	142,336	172,461		
NEIGHBOR NETWORK OF NORTHERN NEVADA	Form 5500 Not Filled	3738 PICCADILLY CT	RENO	NV	89509	21	15,487	114,905.55	11	12,814	29,222	22	28,301	144,128	172,428		
MEAN NORTHERN NEVADA INC	Form 5500 Not Filled	4012 ROWNE STREET	AUSTIN	TX	78703	22	14,787	109,258.12	14	11,214	39,512	26	25,999	143,771	172,207		
CLINICAL PATHOLOGY LABORATORIES, INC	Form 5500 Not Filled	9200 WALL ST	AUSTIN	TX	78714	20	15,159	90,258.80	28	15,833	48,392	48	30,992	141,228	172,219		
HYPERION PARTNERS, LLC	Form 5500 Not Filled	7485 W BADURA AVE STE 101	LAS VEGAS	NV	89113	22	13,014	93,501.40	25	13,180	52,312	47	26,198	145,813	172,010		
NEVADA BUSINESS SERVICES GROUP	Form 5500 Not Filled	3235 S POST RD	LAS VEGAS	NV	89119	21	16,242	102,425.23	26	17,222	62,261	52	33,464	144,686	171,984		
CARSON VALLEY MANAGEMENT LLC	Form 5500 Not Filled	1780 S SUTRO TER	CARSON CITY	NV	89506	20	27,927	125,583.09	14	5,702	23,526	34	33,629	139,109	171,788		
ROEMAN UNIVERSITY OF HEALTH	Form 5500 Not Filled	11 SUNSET WAY W/OF HR PER	HENDERSON	NV	89014	17	13,758	70,628.85	29	23,508	63,824	46	37,266	134,453	171,719		
ETH SENSE HOSPITALITY LLC	Form 5500 Not Filled	8922 WHITTEN PARK AVE	LAS VEGAS	NV	89148	23	17,433	106,892.41	17	12,409	34,990	40	29,842	141,842	171,684		
MAS WING WING INC	Form 5500 Not Filled	3401 E. MCCOWELL BLVD STE 4	PHOENIX	AZ	85008	23	23,104	109,373.66	15	9,443	34,203	38	32,547	133,576	171,621		
REED INC	Form 5500 Not Filled	802 AVENUE E	ELY	NV	89301	38	14,124	74,616.01	42	21,998	60,588	80	36,122	135,204	171,326		
PROCAR HOSPC OF NEVADA LLC	Form 5500 Not Filled	803 AMIGGO ST	LAS VEGAS	NV	89123	25	20,288	94,661.05	28	16,761	30,469	53	37,049	134,131	171,181		
IMPACT LIMITED INC	Neither 4A or 4B Benefits Provided	250 RIDGE RD	NANTYON	VA	22810	20	19,959	105,360.92	27	13,310	31,320	47	33,269	126,681	171,021		
SPRINTLIFE LLC	Form 5500 Not Filled	2125 TRANSFORMATION DR STE 2200	WINSTON	NC	68008	23	12,955	81,854.34	30	20,153	56,414	53	32,748	138,268	171,017		
MAXIMUS SERVICES LLC	Form 5500 Not Filled	1891 METRO CENTER DR	RENO	VA	20190	28	17,726	110,884.29	20	12,676	29,406	48	30,424	140,290	170,992		
D P PERFORMING INC	Form 5500 Not Filled	1655 S GREG ST	SPARKS	NV	89411	27	15,057	90,888.65	23	14,328	39,535	50	29,386	130,420	170,929		
NP LML LLC	Form 5500 Not Filled	PO BOX 283 NUC EXPRESS	ST LOUIS	MO	63166	20	12,520	100,686.96	18	13,239	42,252	37	25,759	142,939	170,698		
DESERT VALLEY PEDIATRICS LLP	Form 5500 Not Filled	10105 HANBURY CROSS DR STE 370	LAS VEGAS	NV	89144	20	13,282	79,449.91	35	24,098	53,805	55	37,380	133,255	170,635		
LVM RLC INC	Form 5500 Not Filled	3545 LAS VEGAS BLVD S 4 S 5	LAS VEGAS	NV	89109	19	14,266	96,538.33	18	11,684	48,096	37	26,370	144,635	170,632		
AKOCS BANK	Form 5500 Not Filled	4300 LA JOLLA WILSON DR STE 140	SAN DIEGO	CA	92122	24	22,961	117,689.75	15	17,642	40,605	39	40,605	130,013	170,618		
DOWNTOWN RESTAURANT GROUP LLC	Form 5500 Not Filled	301 Fremont	LAS VEGAS	NV	89101	18	8,897	44,872.13	28	31,446	86,388	46	40,343	130,260	170,603		
PIZZA ROCK W/VE	Form 5500 Not Filled	PO BOX 35520	LOS GATOS	CA	95030	20	16,849	106,730.21	16	12,462	34,543	36	29,311	141,273	170,584		
UNION PERFORMING GROUP INC	Neither 4A or 4B Benefits Provided	2801 E BARRIE BLVD	HANOVER PARK	IL	60139	21	14,112	81,127.91	15	8,152	33,872	36	22,264	135,000	170,457		
MOEN INCORPORATED	Neither 4A or 4B Benefits Provided	PO BOX 66744 NUC EXPRESS	ST LOUIS	MO	63166	13	9,411	61,448.37	12	30,820	68,558	25	39,231	131,000	170,238		
REGIS SENIOR COMMUNITIES LLC	Form 5500 Not Filled	415 11TH AVE SE	BELLEVUE	WA	98005	19	15,280	83,904.10	31	19,411	53,900	50	34,421	135,804	170,225		
CA NEVADA INC	Form 5500 Not Filled	4400 W HICKMAN AVE	LAS VEGAS	NV	89118	20	14,875	89,829.55	22	15,465	50,294	42	30,332	130,123	170,123		
METROSTAFF INCORPORATED	Neither 4A or 4B Benefits Provided	3125 MARCO ST	LAS VEGAS	NV	89115	26	15,144	97,105.30	26	14,511	49,315	52	29,655	146,420	170,075		
NEVTRON LLC	Form 5500 Not Filled	8183 W EL CAJON DR	BATOR ROUGE	LA	70815	27	11,552	86,566.13	25	17,882	54,046	52	29,434	140,610	170,044		
C & C THE INC	Form 5500 Not Filled	6283 DEAN MARTIN DR STE E	LAS VEGAS	NV	89118	25	15,222	79,029.51	33	21,295	54,240	58	36,517	133,270	169,986		
HANROST HR SOLUTIONS OF DELAWARE LLC	Form 5500 Not Filled	150 PINEHURST WAY FA 4	WYOMING														

Appendices

Company Name	Form 5500	Address	City	State	Zip	Employees on Medicaid				Dependents on Medicaid				Total Employees and Dependents				
						Number	State Cost	Federal Cost	Number	State Cost	Federal Cost	Number	State Cost	Federal Cost	Cost			
KEEFE COMMISSARY NETWORK LLC	Form 5500 Not Filed	1260 ANDES BLVD	SAINT LOUIS	MO	63132	18	5	13,970	9,746.88	26	5	16,326	6,951.5	44	5	30,246	134,262	154,508
FERDOWSIAN GLOBAL SERVICES PLLC	Form 5500 Not Filed	6525 N BUFFALO DR STE 330	LAS VEGAS	NV	89131	22	5	16,625	80,855.12	27	5	19,091	5,838.5	50	29	29,716	134,690	164,406
SPANISH LLC	Form 5500 Not Filed	PO BOX 19413	RENO	NV	89511	15	5	10,588	59,006.83	18	5	14,110	48,740	32	5	30,668	143,711	164,385
PERSONNEL PLUS INC	Form 5500 Not Filed	413 W SECOND ST	CARSON CITY	NV	89703	15	5	11,930	67,883.99	18	5	14,180	58	32	24,180	146,358	164,542	
FATHER FLAMANGOS BOYS HOME	Form 5500 Not Filed	PO BOX 283 NUC EXPRESS	ST LOUIS	MO	63166	16	5	10,740	84,012.85	23	5	15,296	54,339	39	5	25,926	138,342	164,278
LOW WORLDWIDE CORP	Form 5500 Not Filed	LOW WORLDWIDE	VASHON	WA	98070	15	5	11,676	89,074.93	19	5	15,526	47,908	34	5	30,383	136,983	164,185
REGIONAL AMBULANCE SERVICES	Neither 4A or 4U Benefits Provided	450 EDSON WAY	RENO	NV	89502	15	5	12,334	59,485.48	18	5	14,485	47,553	33	5	31,900	138,031	164,179
DICKS SPORTING GOODS	Form 5500 Not Filed	PO BOX 283 NUC EXPRESS	ST LOUIS	MO	63166	23	5	13,652	85,004.96	20	5	14,354	50,813	43	5	28,006	133,154	163,824
SIERRA LLC	Form 5500 Not Filed	4212 W PATRICK LN	LAS VEGAS	NV	89118	24	5	15,868	89,720.91	26	5	17,475	48,433	50	5	30,583	131,151	163,736
MOYER TRUMP MGMT LLC	Form 5500 Not Filed	1626N SUNSET RD #100	LAS VEGAS	NV	89120	20	5	12,508	67,279.89	24	5	16,369	47,789	44	5	28,568	132,709	163,520
NUBRET LAS VEGAS LLC	Form 5500 Not Filed	999 BRIDGELL AVE STE 500	MIAMI	FL	33131	18	5	18,607	81,925.87	16	5	13,363	49,590	34	5	31,970	131,516	163,486
CENTURY SECURITY MANAGEMENT O	Form 5500 Not Filed	6421 Pineville Blvd #1	ORLANDO	FL	32809	21	5	14,974	109,351.26	11	5	6,270	21,194	32	5	21,194	142,221	163,414
ALAMCO INC	Form 5500 Not Filed	2007 LAS VEGAS BLVD 50	LAS VEGAS	NV	89104	19	5	18,243	94,463.77	23	5	15,037	35,648	42	5	33,260	130,000	163,330
SENIOR FROGS LAS VEGAS LLC	Form 5500 Not Filed	3300 LAS VEGAS BLVD S	LAS VEGAS	NV	89109	22	5	17,234	94,848.97	18	5	11,071	40,183	40	5	31,002	140,100	163,100
BEVIVE REIMS LLC	Form 5500 Not Filed	3101 PLUMAS ST	RENO	NV	89509	31	5	18,376	105,725.66	25	5	16,132	58,991	56	5	28,508	134,771	163,224
ZALE DELAWARE INC	Form 5500 Not Filed	375 GHENT RD	JARVISLAW	OH	44333	21	5	15,977	89,154.37	22	5	16,874	41,191	43	5	32,851	130,345	163,195
TOLL BROS INC	Form 5500 Not Filed	13401 W TOWN CENTER DR STE 250	LAS VEGAS	NV	89446	24	5	20,743	98,312.38	28	5	22,976	32,024	52	5	38,728	129,152	162,970
TOTAL QUALITY LOGISTICS LLC	Neither 4A or 4U Benefits Provided	PO BOX 94064	HOUSTON	TX	77064	26	5	15,106	78,856.37	25	5	17,724	51,181	51	5	31,131	130,130	162,961
MAYA NORTH LAS VEGAS OPERATING COMPANY	Form 5500 Not Filed	150 S ARROYO PKWY STE 102	PASADENA	CA	91105	24	5	12,437	56,116.04	28	5	19,834	74,388	52	5	32,371	130,514	162,885
TWISTOCK RESTAURANTS/UPSCALE GROUP HOLDINGS LLC	Form 5500 Not Filed	4705 S APOPKA VINELAND RD STE #10	ORLANDO	FL	32819	21	5	15,240	85,750.55	21	5	17,386	45,100	42	5	31,925	130,000	162,855
HAROLD ZILBERMAN MD CHARTERED	Form 5500 Not Filed	10620 SOUTHERN HIGHLANDS PKWY # 110-513	LAS VEGAS	NV	89141	23	5	15,339	78,367.55	27	5	18,659	50,273	50	5	33,998	128,841	162,838
MARKHITT INTERNATIONAL INC	Neither 4A or 4U Benefits Provided	PO BOX 283 NUC EXPRESS	ST LOUIS	MO	63166	18	5	14,578	83,141.28	21	5	13,159	51,689	39	5	27,738	134,870	162,606
SUNIMOT ESTIMATES MANAGEMENT LLC	Form 5500 Not Filed	1703 S SUTRO TER	CARSON CITY	NV	89706	15	5	15,983	113,284.71	10	5	7,987	23,854	25	5	23,854	138,371	162,227
S STAR GRAND CANYON HELICOPTER	Form 5500 Not Filed	14241 AIRPORT RD STE 110	BOULDER CITY	NV	89005	19	5	15,487	108,213.52	12	5	8,214	30,588	31	5	23,401	138,803	162,204
THE JUST ONE PROJECT	Form 5500 Not Filed	5426 VEGAS DR	LAS VEGAS	NV	89108	18	5	14,881	95,477.84	24	5	19,313	37,811	43	5	28,704	133,289	162,083
APRI GROUP INC	Form 5500 Not Filed	9402 121 WYBIE BLVD	LAS VEGAS	NV	89134	15	5	13,666	72,111.56	21	5	13,608	36,771	36	5	27,204	131,472	161,920
UPS SUPPLY CHAIN SOLUTIONS IN	Form 5500 Not Filed	PO BOX 283	SAINT LOUIS	MO	63166	22	5	18,135	98,041.48	22	5	14,119	11,688	44	5	32,254	129,711	161,985
HAND EIGHT NUTRITION LLC	Form 5500 Not Filed	7511 EASTCASTLE RD	HENDERSON	NV	89011	21	5	12,561	76,831.14	21	5	16,599	55,753	42	5	29,140	132,586	161,746
SIERRA LAS VEGAS MANAGEMENT LLC	Form 5500 Not Filed	3315 LAS VEGAS BLVD S	LAS VEGAS	NV	89109	21	5	14,808	82,400.85	18	5	13,059	45,628	42	5	31,628	131,422	161,628
APPLIED MANUFACTURING LLC	Form 5500 Not Filed	22872 AVENIDA EMPRESA	RANCHO SANTA MARGARITA	CA	94288	17	5	12,284	88,814.46	18	5	11,427	49,051	35	5	23,721	137,865	161,577
MAP COMMUNICATIONS INC	4A or 4U Benefits Provided	555 BELLAIRE AVE E	CHESEAPEAKE	VA	23120	14	5	14,906	110,271.78	15	5	8,867	23,726	34	5	23,726	137,800	161,572
APRI MATERIALS LLC	Form 5500 Not Filed	4680 MELVIN ST	LAS VEGAS	NV	89115	26	5	17,209	117,088.65	12	5	8,459	18,688	38	5	25,708	135,787	161,544
ASIA LAS VEGAS LLC	Form 5500 Not Filed	8395 W SUNSET RD STE 200	LAS VEGAS	NV	89133	25	5	14,935	111,200.82	25	5	20,092	20,092	50	5	34,544	161,544	161,544
GREEN IMAGE LLC	Form 5500 Not Filed	1240 S Commerce Ste 120	LAS VEGAS	NV	89102	20	5	15,954	101,525.07	20	5	10,961	33,097	44	5	30,621	134,622	161,538
BLUE HORN COMPANIES, INC	4A or 4U Benefits Provided	7900 W SUNSET RD STE 500	LAS VEGAS	NV	89113	22	5	14,036	100,488.13	16	5	9,592	37,345	38	5	23,628	137,833	161,462
PATRIOT INDUSTRIES LLC	Neither 4A or 4U Benefits Provided	2900 NUTBURY PARK DR STE 200	NORTH LAS VEGAS	NV	89084	24	5	12,668	69,600.25	18	5	13,480	30,481	42	5	30,871	137,833	161,462
VALERO NORTH AMERICA, INC.	4A or 4U Benefits Provided	150 STEPHENSON HWY	TROY	MI	48083	25	5	23,192	96,449.51	19	5	10,023	31,543	44	5	33,214	137,993	161,206
SNOWTOWN LLC	Form 5500 Not Filed	3001 BRIGHTON BLVD	DENVER	CO	80216	26	5	15,638	109,317.85	10	5	9,534	26,690	36	5	25,172	136,008	161,179
ARCHON CONSULTING SERVICES, INC.	Form 5500 Not Filed	18080 S DIAMOND LAKE RD	DENVER	CO	80246	20	5	16,783	84,647.26	18	5	10,661	28,228	38	5	28,228	135,960	161,168
BSC CORPORATION	Form 5500 Not Filed	4665 JUBESON AVE	LAS VEGAS	NV	89115	22	5	15,375	113,997.00	14	5	9,388	32,509	36	5	27,967	136,306	161,073
PM HOLDINGS LLC	Form 5500 Not Filed	308 W SAHARA	LAS VEGAS	NV	89102	13	5	7,623	48,287.56	10	5	29,242	75,812	23	5	36,865	124,100	160,966
DMAS AFFORDABLE LLC	Form 5500 Not Filed	9139 W RUSSELL RD STE 200	LAS VEGAS	NV	89148	23	5	14,009	92,070.07	22	5	15,144	39,599	45	5	29,153	134,677	160,880
CENTRIX LLC	Form 5500 Not Filed	150 N BARTLETT ST	LAS VEGAS	NV	89101	15	5	12,846	51,268.72	22	5	25,172	39,366	44	5	35,366	160,745	160,745
YOUNG MEN'S CHRISTIAN ASSOCIATION	Form 5500 Not Filed	4141 MEADOW LANE	LAS VEGAS	NV	89107	18	5	15,235	82,318.81	22	5	12,643	49,196	40	5	28,878	131,515	160,391
MEDICAL MANAGEMENT SERVICES GROUP	Neither 4A or 4U Benefits Provided	63 S ROCKFORD DR STE 120	TEMPE	AZ	85283	22	5	11,848	68,107.65	32	5	18,249	61,331	54	5	30,597	129,439	160,035
TORCH CO INC	Form 5500 Not Filed	1320 EMERALD BLVD	RENO	NV	89502	12	5	10,127	59,640.46	15	5	13,127	14,490	15	5	14,490	129,130	159,990
4283929 DELAWARE, LLC	Form 5500 Not Filed	2 DANIELS WAY	GRANSTON	RI	2921	16	5	13,477	57,119.52	26	5	22,337	59,986	46	5	35,814	124,116	159,929
PRODUCTION PATTERN AND FOUNDRY	Form 5500 Not Filed	PO BOX 22300	CARSON CITY	NV	89721	16	5	18,376	76,421.59	11	5	20,235	44,924	29	5	38,501	121,346	159,846
PERSONNEL FOOD GROUP INC	Neither 4A or 4U Benefits Provided	PO BOX 28010 NICHOMATHORN	LAS VEGAS	NV	89115	24	5	17,682	94,473.86	20	5	17,367	47,431	44	5	34,847	122,411	159,780
MOANA NURSERY	Neither 4A or 4U Benefits Provided	1100 W MOANA LANE	RENO	NV	89509	21	5	12,938	83,604.15	17	5	11,306	51,854	38	5	24,244	135,454	159,700
GETTAB USA INC	Neither 4A or 4U Benefits Provided	7180 POLLOCK DR	LAS VEGAS	NV	89119	18	5	14,613	72,685.65	28	5	17,081	55,238	46	5	31,694	127,924	159,617
CHAD N GUBLER DDS CASINO DIRE	Form 5500 Not Filed	1703 W CHARLESTON BLVD, STE 300	LAS VEGAS	NV	89102	19	5	14,295	78,259.38	25	5	17,480	49,571	44	5	31,778	127,880	159,607
PROFITR LLC	Form 5500 Not Filed	4314 E ALEXANDER DR	LAS VEGAS	NV	89115	19	5	13,130	69,817.83	38	5	28,024	31,566	56	5	39,590	139,590	159,590
DISSENTS LLC	Form 5500 Not Filed	3780 WILSHIRE BLVD STE 800	LOS ANGELES	CA	90010	24	5	16,557	113,761.43	15	5	8,223	21,017	39	5	28,780	134,778	159,559
VSL LAS VEGAS NV INC	Form 5500 Not Filed	7047 E GREENWAY PARKWAY 300	SCOTTSDALE	AZ	85244	24	5	15,918	112,457.21	14	5	7,571	38,594	36	5	23,489	138,051	159,541
PR RESTAURANT MANAGEMENT LLC	Form 5500 Not Filed	900 KELLY CANNON DR	LAS VEGAS	NV	89101	15	5	11,668	69,960.49	18	5	14,840	24,008	33	5	28,312	135,317	159,510
PALM BEACH FAN LLC	Neither 4A or 4U Benefits Provided	633 E STATE HIGHWAY 121	COPPELL	TX	75019	20	5	13,471	59,353.47	28	5	18,339	67,996	48	5	31,811	127,339	159,150
SIERRA PACIFIC POWER COMPANY	Form 5500 Not Filed	PO BOX 98910 WYPERLE RESO																

Appendices

Company Name	Form 5500	Address	City	State	Zip	Employees on Medicaid			Dependents on Medicaid			Total Employees and Dependents						
						Number	State Cost	Federal Cost	Number	State Cost	Federal Cost	Number	State Cost	Federal Cost	Cost			
KWAW LOGISTICS INC	Form 5500 Not Filed	PO BOX 50118	SPARKS	NV	89435	19	5	10,815	43,309.22	22	5	12,190	47,239	41	5	23,005	139,548	153,554
AX TRANSPORTATION LLC	Form 5500 Not Filed	1401 MAINWAY	LAS VEGAS	NV	89106	16	5	13,484	114,731.14	10	5	5,044	20,274	26	5	18,528	133,005	153,333
NW LIVING ECOLOGY OPMD LLC	Form 5500 Not Filed	209 S STEPHENS ST STE B225	HENDERSON	NV	89012	19	5	15,912	84,940.96	22	5	11,512	39,147	41	5	25,424	124,041	153,465
FT LOGISTICS SOLUTIONS LLC	Neither 4A or 4U Benefits Provided	3811 DIXON ST	SPARKS	NV	89103	21	5	15,907	77,422.26	18	5	10,981	35,483	39	5	29,145	112,905	152,925
PINNACAL MANAGEMENT GROUP NV, LLC	Form 5500 Not Filed	5975 S LOS ALAMOS PKWY	SPARKS	NV	89436	20	5	11,338	78,177.28	35	5	17,811	45,743	55	5	29,449	124,061	154,408
ICON BURGER ACQUISITION LLC	Form 5500 Not Filed	PO BOX 66244 WADSWALCUM	ST LOUIS	MO	63166	25	5	12,282	75,040.92	18	5	12,216	52,800	43	5	25,498	127,843	153,340
RECHARDT OPEN AIR MARKETPLA	Form 5500 Not Filed	4605 MACARTHUR CT STE 1430	NEWPORT BEACH	CA	92660	16	5	11,361	67,125.12	17	5	8,713	30,643	33	5	20,643	97,768	128,403
CCE NV LLC	Form 5500 Not Filed	3070 E POST RD STE 200	LAS VEGAS	NV	89140	27	5	16,388	97,285.50	19	5	10,550	28,986	46	5	36,938	126,272	153,211
INSPECTORIE AMERICA CORP	Form 5500 Not Filed	1308 HERCULES AVE STE 105	HOUSTON	TX	77058	27	5	14,721	82,092.27	30	5	15,770	40,585	57	5	20,541	122,677	153,170
GO CAR WASH MANAGEMENT CORP	Neither 4A or 4U Benefits Provided	7400 CIRCULAR RD STE 100	GLENWOOD VILLAGE	CO	80111	21	5	18,217	86,241.87	21	5	13,066	35,213	39	5	31,283	121,475	152,788
WDA INTERNATIONAL INC	Neither 4A or 4U Benefits Provided	21171 S WESTERN AVE STE 250	TORRANCE	CA	90501	18	5	11,160	104,632.40	12	5	6,670	28,690	30	5	19,830	133,321	153,068
CAVIST MANUFACTURING	Form 5500 Not Filed	9290 Protoscope Dr	RENO	NV	89521	21	5	15,181	89,209.15	16	5	10,285	28,381	37	5	25,466	117,590	153,027
VEPCO MANAGEMENT COMPANY LLC	Form 5500 Not Filed	141 LONGWATER DR STE 108	NORWELL	MA	2061	23	5	15,898	103,573.63	14	5	8,106	25,385	37	5	24,004	128,959	152,963
BRAKE MASTERS OF NEVADA LLC	Form 5500 Not Filed	6137 E BROADWAY BLVD	TUCSON	AZ	85711	17	5	10,561	78,709.20	19	5	11,889	35,660	36	5	21,895	114,369	152,205
SPRING ROCK HEALTH PRODUCTS, LLC	Neither 4A or 4U Benefits Provided	3900 VETERANS MEMORIAL HWY STE 200	BOHEMIA	NV	11716	26	5	16,024	110,301.33	15	5	5,121	21,465	36	5	11,245	131,766	152,912
KING COMMUNICATIONS LLC	Form 5500 Not Filed	771 MIDDLEGATE RD	HENDERSON	NV	89011	24	5	17,095	117,270.15	17	5	9,380	34,546	31	5	21,075	131,816	152,892
REINFORCED PROFESSIONALS & US LLC	Form 5500 Not Filed	150 PRESIDENTIAL WAY FL 4	WOBURN	MA	01801	18	5	18,217	86,241.87	21	5	13,066	35,213	39	5	31,283	121,475	152,788
LAS VEGAS-HV, LLC	Form 5500 Not Filed	150 N BARTLET ST # 10444	MEDFORD	OR	97501	18	5	11,778	89,527.60	18	5	10,576	34,366	36	5	21,852	130,884	152,746
THREE GOOD EGGS SERIES LLC	Form 5500 Not Filed	5030 E SUNSHINE DR N14M4C	PHOENIX	AZ	85044	17	5	29,689	86,975.91	0	5	4,954	15,018	16	5	34,643	117,994	152,637
PPG ARCHITECTURAL FINISHES INC	Form 5500 Not Filed	098 PINE PLACE	PITTSBURGH	PA	15237	10	5	2,786	18,323.00	6	5	40,564	40,564	16	5	43,790	108,863	152,633
HARTFORD FIRE INSURANCE COMPANY	Neither 4A or 4U Benefits Provided	PO BOX 283 NUC EXPRESS	ST LOUIS	MO	63166	14	5	16,154	67,753.47	27	5	21,043	52,660	41	5	37,197	110,413	153,610
PERFORMANCE DRIVEN WORKFORCE	Form 5500 Not Filed	22226 GARRISON ST	DEARBORN	MI	48124	21	5	13,246	86,374.69	19	5	10,141	32,682	38	5	23,887	129,057	152,444
ADAM INTERNATIONAL LLC	Neither 4A or 4U Benefits Provided	1605 W OLYMPIA BLVD FL 6	LOS ANGELES	CA	90015	15	5	10,336	87,387.57	19	5	12,238	42,257	34	5	22,664	129,645	152,308
CLIQUE PWR CRAB, LLC	Form 5500 Not Filed	6445 S TENAYA WAY STE 150	LAS VEGAS	NV	89113	17	5	10,506	78,709.20	19	5	11,389	35,660	36	5	21,895	114,369	152,205
BIG DODS HOSPITALITY LP INC	Form 5500 Not Filed	4547 N RANCHO DR STE 50	LAS VEGAS	NV	89130	21	5	15,959	105,728.41	10	5	7,722	22,642	31	5	23,681	128,400	152,081
TELUS ISLAND LLC	Form 5500 Not Filed	4734 W POST RD	LAS VEGAS	NV	89118	28	5	15,490	84,620.75	20	5	12,548	39,338	48	5	28,038	123,959	151,997
UNILAKE LOGISTICS SERVICES LLC	Form 5500 Not Filed	1 PARK PLZ STE A	IRVINE	CA	92614	11	5	27,201	117,490.28	11	5	12,077	34,480	22	5	41,488	151,977	151,977
MOUNT GRANT GENERAL HOSPITAL	Form 5500 Not Filed	200 S A ST	HAWTHORNE	NV	89415	15	5	18,658	85,155.18	13	5	12,516	35,233	28	5	31,174	120,678	151,853
WESTBROOK MANAGEMENT SYSTEMS LL	Form 5500 Not Filed	724 S W CHARLESTON BLVD	LAS VEGAS	NV	89117	22	5	10,579	70,837.53	24	5	20,221	50,096	36	5	30,804	120,934	151,734
LANDSHIRE DENTAL SECURITY, INC	Form 5500 Not Filed	6113 WESTBROOK PARKY STE 175	CARLETON PLACE	CA	90004	21	5	6,947	65,466.20	23	5	11,623	25,489	44	5	38,112	126,953	151,694
CZAR TRIBES INC	Form 5500 Not Filed	9 S WASHINGTON ST STE 301	SPokane	WA	99201	17	5	6,947	76,744.17	20	5	11,572	35,294	37	5	21,519	130,054	151,578
LEGISLATIVE COUNSEL BUREAU	Form 5500 Not Filed	401 S CARSON ST N1118R	CARSON CITY	NV	89701	47	5	11,591	91,881.32	38	5	9,833	38,218	82	5	21,424	130,099	151,524
COOR GAMUT DIGITAL IMAGING I	Form 5500 Not Filed	1550 RAIDERS WAY ST 140	HENDERSON	NV	89052	22	5	11,931	86,364.42	14	5	10,222	32,291	36	5	22,153	128,657	151,431
SMILES MILES DELIVERY	Form 5500 Not Filed	745 S DURANGO DR #107392	LAS VEGAS	NV	89133	15	5	13,065	73,664.24	24	5	13,025	37,825	39	5	27,090	130,491	151,283
ANIS ABKARAM LTD	Form 5500 Not Filed	2740 S JONES BLVD	LAS VEGAS	NV	89146	15	5	15,245	79,370.42	24	5	16,693	47,186	39	5	20,396	120,487	151,283
ZURU LLC	Neither 4A or 4U Benefits Provided	6650 S TORREY PINES DR	LAS VEGAS	NV	89118	18	5	13,655	83,740.00	24	5	12,143	41,687	43	5	25,798	125,427	151,225
PIV ME INC	Form 5500 Not Filed	2905 WATKINS WILKES DR STE H	HENDERSON	NV	89062	20	5	15,189	81,189.00	19	5	14,621	47,401	39	5	30,810	128,590	151,196
CREATIVE MANAGEMENT SVCS LLC	Neither 4A or 4U Benefits Provided	15 E MIDLAND AVE STE 2B	PARANAMU	MS	39123	23	5	16,626	114,837.23	20	5	5,326	13,401	43	5	21,952	135,238	151,180
CHASING EXCELLENCE, INC	Form 5500 Not Filed	5200 BURNFORD DR	ATLANTA	GA	30349	16	5	8,205	46,536.00	16	5	14,694	81,726	32	5	22,899	128,262	151,162
WESTERN INTERNATIONAL INC	Neither 4A or 4U Benefits Provided	3200 WESTBROOK CIRCLE BLDG 4000	HENDERSON	NV	89011	16	5	10,686	89,293.23	14	5	24,070	24,070	30	5	24,070	127,366	151,052
SOUTHWEST INVESTMENT GROUP, LLC	Form 5500 Not Filed	100 STRADA DI CORCOLO	HENDERSON	NV	89011	14	5	11,431	69,659.93	16	5	17,578	62,593	29	5	29,005	127,253	151,052
HOMEGOODS INC	Form 5500 Not Filed	770 COPHUTATE RD	FRAMMINGHAM	MA	1701	17	5	9,777	87,146.53	18	5	10,796	48,308	36	5	20,573	130,455	151,028
MODERN MANAGEMENT INTERNATIO	Form 5500 Not Filed	PO BOX 66744 NUC EXPRESS	ST LOUIS	MO	63166	25	5	17,386	90,437.05	19	5	13,455	29,279	44	5	30,841	129,715	151,017
MECHANICAL WAREHOUSING IN L	Form 5500 Not Filed	9575 REDWOOD ST	LAS VEGAS	NV	89139	20	5	15,473	84,533.66	19	5	13,216	20,689	39	5	30,149	130,233	150,919
LAS VEGAS GRAND PRIN LLC	Form 5500 Not Filed	1401 N RAINBOW BLVD	LAS VEGAS	NV	89108	16	5	9,242	63,516.86	15	5	13,894	46,713	31	5	22,606	128,230	150,866
FOCUS CONCRETE LLC	Form 5500 Not Filed	1120 S COMMERCE ST STE 120	LAS VEGAS	NV	89102	15	5	10,308	75,524.87	21	5	12,212	52,141	36	5	24,423	126,716	150,796
DAVITA INC	Form 5500 Not Filed	6910 ATLANTA DR	IRVINGTON	CA	92614	24	5	14,141	82,527.00	17	5	12,027	32,965	41	5	26,166	129,491	150,751
MAVERICK HELICOPTERS INC	Neither 4A or 4U Benefits Provided	1620 JET STREAM DR	HENDERSON	NV	89052	19	5	14,509	91,664.77	17	5	11,159	29,301	36	5	27,465	122,966	150,633
NIIC OPERATIONS LLC	Form 5500 Not Filed	PO BOX 36833	LAS VEGAS	NV	89133	18	5	10,724	74,375.07	18	5	13,621	31,908	36	5	24,345	126,283	150,628
WESTERN HEALTH LLC	Form 5500 Not Filed	8505 W IRLO BIRNEN MEM HWY	COVINGTON	LA	70421	16	5	15,614	123,464.58	15	5	15,614	38,258	31	5	34,258	131,723	150,566
GROVE INC	Neither 4A or 4U Benefits Provided	3 WESTBROOK CORPORATE CTR STE 500	WESTCHESTER	IL	60154	23	5	16,922	97,458.53	12	5	7,154	29,072	35	5	24,076	126,531	150,556
VANADIATE INCORPORATED	Neither 4A or 4U Benefits Provided	198 N GIBSON RD	HENDERSON	NV	89014	20	5	13,730	88,105.15	12	5	7,458	31,109	32	5	21,188	129,269	150,457
ANVIA ENTERPRISES	Form 5500 Not Filed	8028 RIFOLE HWY #211 NE42	PASADENA	CA	21122	16	5	10,891	86,083.74	14	5	7,857	35,453	30	5	18,748	134,537	150,285
TERMINAL MTL COMPANY LP	Form 5500 Not Filed	150 PEARSON PL DRPT HIRDP-6642	MEMPHIS	TN	38103	20	5	15,072	80,851.60	17	5	15,077	39,149	37	5	30,149	129,989	150,253
ENCOMPASS HEALTH REHABILITATION HOSPITAL OF DESERT CANYON LLC	Form 5500 Not Filed	9175 N OQUENDO RD	VEGAS	NV	89148	17	5	13,277	80,831.84	27	5	14,558	41,584	45	5	27,835	122,416	150,249
LANDMARK GROUP INC	Form 5500 Not Filed	PO BOX 2688	ELKO	NV	89803	29	5	11,887	91,171.92	20	5	11,300	35,730	49	5	27,287	126,900	150,189
D & R ROOFING LLC	Form 5500 Not Filed	6500 W WILKINSON AVE STE 135	LAS VEGAS	NV	89139	21	5	15,546	82,527.00	21	5	17,908	47,629	42	5	33,516	129,149	150,157

Appendices

Company Name	Form 5500	Address	City	State	Zip	Employees on Medicaid			Dependents on Medicaid			Total Employees and Dependents					
						Number	State Cost	Federal Cost	Number	State Cost	Federal Cost	Number	State Cost	Federal Cost	Cost		
CASCADE DESIGNS NEVADA	Form 5500 Not Filed	4000 1ST AVE S	SEATTLE	WA	98134	17	5	10,449	19	9,322.29	18	5	44,035	35	20,816	123,357	144,173
DRAGONFLY ENERGY CORP	Form 5500 Not Filed	1190 TRADEMARK DR STE 108	RENO	NV	89521	19	5	13,734	84,964.88	18	5	11,847	33,972	37	25,221	118,937	144,158
ALPARK LLC	Form 5500 Not Filed	4784 W POST RD	LAS VEGAS	NV	89118	17	5	17,411	90,090.83	14	5	11,864	25,129	31	28,775	115,240	143,984
ESTERHEN	Form 5500 Not Filed	11315 CASINO CENTER BLVD #110	LAS VEGAS	NV	89104	16	5	13,401	70,220.00	12	5	8,815	22,216	33	22,732	114,329	143,950
SIGNATURE FLIGHT SUPPORT LLC	Form 5500 Not Filed	13485 VETERANS WAY STE 600	ORLANDO	FL	32827	17	5	11,400	78,534.42	18	5	13,088	40,819	35	24,588	119,353	143,842
BUDISHA ENTERTAINMENT LLC	Form 5500 Not Filed	8995 W SUNSET RD STE 100	LAS VEGAS	NV	89113	19	5	16,324	98,276.24	8	5	7,276	22,000	27	23,654	120,276	143,826
ANIMAGRAM TECHNOLOGY INC	Form 5500 Not Filed	1800 BAKERS PRIMA WAY	LAS VEGAS	NV	89118	19	5	15,300	95,280.64	10	5	10,708	22,641	20	22,641	121,145	143,718
LIFE CHANGE CENTER, THE	Form 5500 Not Filed	1755 SULLIVAN LANE	SPARKS	NV	89431	18	5	9,666	57,975.51	25	5	45,843	14,237	43	23,903	119,820	143,722
CELLO PARTNERSHIP	Form 5500 Not Filed	30 INDEPENDENCE BLVD/AVROA	WIREN	NC	70559	25	5	10,446	79,503.25	10	5	13,208	40,413	44	25,654	119,916	143,571
HEALTHWELLMENT INC	Form 5500 Not Filed	205 BAYVIEW	COLUMBUS	GA	31906	20	5	12,725	80,280.00	11	5	13,188	37,428	47	26,608	118,333	143,418
LAS VEGAS WROUGHT IRON & STEEL INC	Form 5500 Not Filed	2959 RINGEL LN	LAS VEGAS	NV	89156	28	5	13,055	99,731.12	10	5	7,300	23,220	47	20,355	127,841	143,297
CROWN BUILDING MAINTENANCE CO	Form 5500 Not Filed	868 FOLSON ST	SAN FRANCISCO	CA	94107	15	5	11,877	75,595.84	24	5	15,810	39,845	39	27,827	115,541	143,228
STERLING JEWELERS INC	4A or 4U Benefits Provided	375 GHENT RD	FAIRBURN	GA	30208	18	5	10,910	72,888.03	21	5	13,864	45,480	39	24,794	114,349	143,121
AMERICAN THEATRE DISTRIBUTORS INC	Neither 4A or 4U Benefits Provided	12200 HERBERT WAYNE CT STE 150	MUNTSVILLE	NC	28078	16	5	9,071	57,020.00	13	5	9,403	28,176	29	28,920	114,300	143,100
NUCOR INSULATED PANEL GROUP LLC	Form 5500 Not Filed	12740 LAKEPOINT DR STE 101	LEWISVILLE	TX	75057	13	5	7,801	53,756.26	24	5	37,896	25,637	37	25,697	117,213	142,911
ONLINE INTERPRETERS LTD	4A or 4U Benefits Provided	11 LOWER BASSGOLD BLDG 2	MONTEREY	CA	93940	22	5	20,798	77,991.26	18	5	11,102	32,361	30	31,900	110,952	142,854
COMMERCIAL ON SITE CLEANING	Form 5500 Not Filed	PO BOX 12185	LAS VEGAS	NV	89113	23	5	15,307	100,580.30	9	5	5,182	19,701	32	20,488	122,281	142,770
JERRICO HOLDINGS CENTENNIAL HILLS LLC	Form 5500 Not Filed	3025 S SAHARA AVE	LAS VEGAS	NV	89104	23	5	17,000	82,178.99	17	5	13,273	28,800	40	30,279	112,059	142,332
NATURAL MEDICINE	Neither 4A or 4U Benefits Provided	7520 W MEMORIAL BLVD SPAYCO	ORLANDO/FLA CITY	OK	73142	17	5	11,424	79,725.21	23	5	14,624	36,684	39	26,068	114,329	142,318
PURPOSES LLC	Form 5500 Not Filed	4416 PARADISE RD	LAS VEGAS	NV	89169	19	5	15,313	85,293.16	23	5	12,183	39,378	42	27,496	114,071	142,167
CVSM LLC	Form 5500 Not Filed	680 QUANTUM RD NE	RIO RANCHO	NM	87124	19	5	12,984	67,676.21	15	5	13,600	47,440	34	26,994	116,416	142,011
SEASONAL MAGIC LLC	Form 5500 Not Filed	1599 WESTERN AVE	LAS VEGAS	NV	89102	18	5	11,881	85,082.72	21	5	10,041	35,675	39	25,524	120,768	141,981
SKYTOP VENDING, LLC	Form 5500 Not Filed	5703 W CHARLTON #100	IRVINE	CA	92618	23	5	17,491	77,878.97	21	5	20,924	32,038	44	20,924	123,038	141,981
R D PRABHU & S SRIE LTD	Form 5500 Not Filed	436 INDUSTRIAL RD	SAVANNAH	GA	31704	19	5	13,770	88,035.79	19	5	7,658	32,461	38	21,428	120,497	141,925
ABG OPERATING LLC	Neither 4A or 4U Benefits Provided	4305 INDUSTRIAL RD	ORLANDO	FL	32812	21	5	11,275	39,201.34	26	5	20,714	76,079	47	31,989	109,885	141,870
PROGRESS SERVICES LLC	Form 5500 Not Filed	420 E ROEBER PARK LN STE 270	INDIANAPOLIS	IN	46204	17	5	13,936	87,121.33	11	5	10,182	22,822	18	22,822	112,866	141,712
SMALL FINE DEVELOPMENT LLC	Form 5500 Not Filed	27 WATERVIEW DR	SHELTON	CT	06484	19	5	10,190	87,131.33	19	5	14,041	31,648	38	27,237	114,369	141,606
NEWGISTICS INC	Form 5500 Not Filed	3495 NE ALICEEY DR	HILLSBORO	OR	97124	23	5	11,997	90,550.56	12	5	6,501	23,526	35	18,498	123,077	141,575
DANSELEY IMPROVEMENTS LLC	Form 5500 Not Filed	4215 PARADISE AVE SUITE A	INDIANAPOLIS	IN	46205	19	5	10,865	80,080.00	17	5	10,865	23,087	36	23,087	119,423	141,461
AMMEX HOLDINGS LLC	Form 5500 Not Filed	300 E BO SALVADO PWAY	TEMPE	AZ	85281	14	5	6,735	83,856.03	12	5	9,173	38,690	26	18,908	127,556	141,465
LYON COUNTY	Form 5500 Not Filed	27 A MAIN ST	YERINGTON	NV	89447	22	5	12,896	50,317.71	20	5	18,829	59,375	51	31,725	109,693	141,417
MICHAEL ROSS RETAIL, INC	Form 5500 Not Filed	1 MEADOWLANDS PLAZA	RUTHERFORD	NJ	7070	26	5	14,506	80,817.09	16	5	9,243	36,745	42	23,749	117,563	141,311
WE SALLER	Form 5500 Not Filed	PO BOX 283 NUC EXPRESS	LAS VEGAS	NV	89118	19	5	14,799	87,802.80	11	5	20,306	120,977	40	30,306	121,273	141,297
GWEN SINGHAR BCB&A ASSOCIAT	Form 5500 Not Filed	5980 S DURANGO DR STE 131	LAS VEGAS	NV	89113	13	5	8,416	47,750.64	15	5	8,648	36,648	28	24,844	114,244	141,244
LGC ASSOCIATES LLC	4A or 4U Benefits Provided	8200 HANOVERSKY DR STE 102	INDIANAPOLIS	IN	46240	19	5	13,727	97,685.20	13	5	8,689	21,138	32	22,416	118,823	141,239
UNITED COMMERCIAL MAINTENANCE I	Form 5500 Not Filed	1500S INDIANA AVE	HENDERSON	NV	89015	20	5	13,985	81,510.19	19	5	15,290	45,927	39	25,688	122,737	141,239
SUNRISE MECHANICAL INC	Neither 4A or 4U Benefits Provided	7380 COMMERCIAL WAY	HENDERSON	NV	89015	20	5	13,185	81,510.19	19	5	12,473	33,846	39	25,658	115,356	141,014
CNC MATERIALS INC	4A or 4U Benefits Provided	870 N COMMONS DR	AURORA	IL	60504	17	5	11,469	58,399.38	23	5	18,735	52,448	40	30,204	110,807	141,010
WHL INC	Form 5500 Not Filed	28 BURNING TREE COURT	LAS VEGAS	NV	89113	20	5	12,725	79,520.00	20	5	5,911	29,988	30	27,382	123,666	140,951
GAMESSTOP INC	Form 5500 Not Filed	625 WESTPORT PKWY	GRAPINE	TX	75051	26	5	13,869	87,665.29	30	5	13,165	37,626	56	27,134	119,691	140,831
CAUGHNIN CLUB MGT PTMS LLC	Form 5500 Not Filed	4100 CAUGHNIN PKWY	IRVINE	NV	89519	15	5	11,191	69,072.14	24	5	15,121	45,446	39	26,832	114,518	140,830
SAGE METHOD OF LAS VEGAS, LLC	Form 5500 Not Filed	8225 E LANSING RD	DURAND	MI	48429	23	5	16,697	85,338.26	13	5	8,127	20,592	36	24,824	115,950	140,774
OLSEN BROTHERS DAIRY	Form 5500 Not Filed	4110 BASK ROAD	RAILTON	NC	28666	17	5	13,434	71,920.00	14	5	14,730	39,031	31	29,031	126,013	140,763
WETZELS PRETZELS LLC	Form 5500 Not Filed	35 HUGUS AVE STE 300	PASADENA	CA	91103	19	5	10,511	53,469.28	11	5	18,169	58,561	40	28,700	112,030	140,730
PARADISE HEALTHCARE SVCS INC	Form 5500 Not Filed	3117 S EASTERN AVE	LAS VEGAS	NV	89169	19	5	12,075	109,389.60	21	5	8,652	17,774	30	19,827	120,266	140,591
PARADISE HEALTHCARE SVCS INC	Form 5500 Not Filed	7300 BUCKINGHAM BLVD	IRVINE	CA	92618	24	5	19,456	95,469.08	24	5	23,926	54,232	48	23,926	123,428	140,549
D & D ROOFING & SHEET METAL I	Neither 4A or 4U Benefits Provided	1000 GLENDALE AVE	SPARKS	NV	89431	22	5	15,720	95,571.51	16	5	7,086	22,078	38	22,876	117,656	140,462
HD SUPPLY MANAGEMENT INC	Form 5500 Not Filed	PO BOX 1180 COPPERCOTTON	LONDONDERRY	NH	3053	16	5	10,863	67,036.86	16	5	9,013	28,545	32	25,806	120,580	140,457
HENSEN MECHANICAL CONTRACTORS	Form 5500 Not Filed	14517 W QUAIL AVE	LAS VEGAS	NV	89118	19	5	12,725	79,520.00	14	5	8,873	23,233	33	23,233	118,716	140,400
LVL LLC DBA LAS VEGAS LIMOUSINES & STARBUCK TRANSPORTATION	Form 5500 Not Filed	4825 QUALITY CT	LAS VEGAS	NV	89103	13	5	10,666	93,219.34	11	5	6,696	31,652	24	17,362	122,871	140,232
AG LAS VEGAS LLC	Form 5500 Not Filed	1285 E CAULFIELD AVE	LAS VEGAS	NV	89183	13	5	18,114	81,044.66	17	5	9,850	27,964	30	27,964	112,234	140,197
NURSICORP MANAGEMENT SVCS LLC	Form 5500 Not Filed	PO BOX 283 NUC EXPRESS	ST LOUIS	MO	63166	19	5	19,275	87,154.57	17	5	10,535	23,286	36	29,820	110,461	140,170
THRETT USA, INC	Neither 4A or 4U Benefits Provided	9000 TOWN CENTER PKWY	LAKEWOOD RANCH	CO	34020	18	5	18,901	71,637.69	25	5	12,903	47,407	43	31,205	108,945	140,150
HAVY LLC	Form 5500 Not Filed	5425 S VALLEY VIEW BLVD	LAS VEGAS	NV	89128	14	5	10,535	58,166.66	20	5	16,164	59,274	34	26,799	114,421	140,119
BOMEL MANAGEMENT CO INC	Form 5500 Not Filed	36 CORPORATE PARK	IRVINE	CA	92606	16	5	10,715	81,829.43	9	5	6,201	41,347	23	16,916	123,176	140,092
PRIME COMMUNICATIONS INC	Form 5500 Not Filed	4925 GARDENS AVE UNIT 206-207	IRVINE	CA	92618	14	5	8,294	48,440.00	14	5	15,407	24,411	28	24,411	115,637	140,051
BENDER WAREHOUSE COMPANIES INC	4A or 4U Benefits Provided	345 PARKER CV	RENO	CA	89512	21	5	8,948	50,393.38	26	5	13,520	40,806	47	28,788	111,198	139,986
S&P PALMS VEGAS LLC	Form 5500 Not Filed	4321 W FLAMINGO RD	LAS VEGAS	NV	89103	19	5	13,215	72,761.66	17	5	12,211	41,496	34	25,336	114,258	139,793
OTO OPERATIONS INC	Form 5500 Not Filed	PO BOX 283 NUC EXPRESS	LAS VEGAS	NV	89166	20	5	12,725	79,520.00	14	5	12,628	35,264	34	25,264	124,422	139,786
SCUGAL RUBBER CORPORATION	Form 5500 Not Filed	8855 DEER DR #103	MCLENNAN	TX	78434	16											

Company Name	Form 5500	Address	City	State	Zip	Employees on Medicaid			Dependents on Medicaid			Total Employees and Dependents				
						Number	State Cost	Federal Cost	Number	State Cost	Federal Cost	Number	State Cost	Federal Cost	Cost	
BAYSIDE SUPPORT SERVICES LLC	Form 5500 Not Filed	2 BISCAYNE BLVD STE 2080	MIAMI	FL	33131	19	13,086	87,272.24	17	8,698	40,453	36	21,784	137,225	133,009	
JANITEC INC	Form 5500 Not Filed	6789 WEST CHARLESTON BLVD STE 150	LAS VEGAS	NV	89146	6	2,648	14,644.33	12	33,557	83,814	18	36,205	98,458	134,663	
SANRA VEGAS LLC	Form 5500 Not Filed	7502 W MEMORIAL RD	OLAHOMA CITY	OK	73142	18	11,872	63,729.62	17	12,991	46,088	35	24,863	109,798	144,660	
MASTERS LOGISTICS, LLC	Form 5500 Not Filed	1660 TERESA DR	SOUTH LAKE TAHOE	CA	96150	6	13,180	54,651.66	12	9,286	37,466	18	22,466	94,117	134,547	
INTRUSION PROTECTION SYSTEMS	Form 5500 Not Filed	3305 SPRING MOUNTAIN RD STE 92	LAS VEGAS	NV	89102	16	12,246	64,296.75	21	14,886	46,507	37	27,132	110,798	134,530	
S & W OF LAS VEGAS LLC	Form 5500 Not Filed	1301 STATION LANDING, SUITE 100	MENFORD	MA	21555	20	9,926	88,666.90	11	9,304	26,612	31	19,230	115,279	134,509	
LACO INC	Neither 4A or 4U Benefits Provided	PM83 37991	WEST HOLLYWOOD	CA	91607	19	15,815	85,502.85	15	14,102	44,307	34	27,118	129,815	134,497	
NORTHBERLAND LMG CORP	Neither 4A or 4U Benefits Provided	1170 TRADEMARK DR STE 111	RENO	NV	89521	17	12,294	69,753.10	19	13,377	38,962	36	25,671	108,745	134,415	
ENTERWAY RESOURCE PLANNING	Form 5500 Not Filed	134 N BOLDER HWY#9060S	HENDERSON	NV	89011	18	14,215	74,472.62	14	10,246	31,339	32	24,461	105,815	134,276	
MAKS SAFE LLC	Form 5500 Not Filed	7520 W MEMORIAL RD STE 100	OKLAHOMA CITY	OK	73142	19	13,145	63,089.27	17	12,345	43,089	36	25,490	106,099	134,249	
INDOMIAC HOLDINGS LLC	Form 5500 Not Filed	2639 S OCEAN BLVD	HIGHLAND BEACH	FL	33487	21	16,375	89,873.97	17	7,940	20,018	38	24,269	109,890	134,161	
HBM MANAGEMENT LLC	Form 5500 Not Filed	2000 WEST LOOP S STE 1300	HOUSTON	TX	77027	20	14,523	81,288.20	13	9,703	28,318	34	24,226	109,606	134,032	
SPECTRUM CONSTRUCTION LLC	Form 5500 Not Filed	1980 FESTIVAL PLAZA DR STE 450	LAS VEGAS	NV	89135	29	11,085	95,530.80	22	5,351	16,400	41	16,436	111,936	134,012	
IF LOGISTICS INC	Neither 4A or 4U Benefits Provided	4700 W HARMON WAY	LAS VEGAS	NV	89103	23	19,815	91,220.62	18	8,048	19,892	41	27,863	110,111	133,975	
LAWRY'S RESTAURANTS OF NEVADA	Form 5500 Not Filed	2990 SUNRISE HGTS #120	HENDERSON	NV	89092	24	7,714	52,125.44	24	19,510	57,224	48	27,224	106,705	133,929	
IRON BRIDGE RAINING CO INC	Form 5500 Not Filed	100 N LA CHENA GARD	BEVERLY HILLS	CA	90211	19	19,454	84,229.66	16	6,292	13,907	35	25,746	108,137	133,882	
PRIME AUTO COSMETICS, INC	Form 5500 Not Filed	4600 W TEGO AVE	LAS VEGAS	NV	89118	15	10,189	60,526.69	23	13,608	47,278	38	23,077	109,895	133,903	
HOLIDAY INN CLUB VACATIONS INC	4A or 4U Benefits Provided	200 SW 1ST AVE FL 11	FORT LAUDERDALE	FL	33301	18	14,150	77,761.75	10	7,887	23,781	29	22,037	111,544	133,581	
HEMAN MARCUS GROUP LLC	Form 5500 Not Filed	9727 S JOHN YOUNG PKWY	ORLANDO	FL	32819	29	12,509	68,416.99	20	5,277	19,669	50	25,286	108,086	133,372	
LEP MANAGEMENT LLC	Form 5500 Not Filed	PO BOX 285	SANIT LOUIS	MO	63166	19	16,141	89,360.58	13	8,842	24,489	32	24,983	108,357	133,240	
NEVADA CARDIOLOGY ASSOCIATES	Form 5500 Not Filed	154 TALL RUFF DR	LAS VEGAS	NV	89148	17	10,999	66,393.55	23	12,975	42,971	40	23,974	109,311	133,284	
MESA ASSISTED LIVING LLC	Form 5500 Not Filed	3201 S MARYLAND PKWY STE 400	LAS VEGAS	NV	89109	21	12,415	70,615.48	19	11,637	38,992	40	24,052	109,207	133,259	
FIRST AMERICA AUTOMOTIVE INC	Form 5500 Not Filed	1703 SUGAR TOP	CARSON CITY	NV	89706	21	11,271	85,828.79	33	10,898	25,274	54	22,170	111,094	133,228	
LIBERTY ASSOCIATES GROUP, LLC	Neither 4A or 4U Benefits Provided	475 SERRAVALLO BLVD	COLMA	CA	94014	18	16,200	59,920.24	20	16,790	30,990	38	30,990	100,118	133,100	
CIPRIANI LAS VEGAS LLC	Form 5500 Not Filed	5748 WESTHEIMER RD STE 1300	HOUSTON	TX	77067	16	15,480	98,226.60	17	6,466	14,291	33	21,946	112,518	133,064	
CHANGWOOD SENIOR LIVING INC	Form 5500 Not Filed	110 E 42ND ST S	NEW YORK	NV	10017	16	8,563	64,247.26	17	13,166	46,972	33	20,728	113,219	132,949	
JAMES HAVES FARM TR & TRIMMER F	Form 5500 Not Filed	17101 FUERTIA REAL STE 5	MISSION VIEJO	CA	92031	14	11,700	65,440.70	14	9,560	21,065	28	21,065	111,510	132,878	
LLOVE SUGAR	Form 5500 Not Filed	2385 E PALMCAVA AVE	LAS VEGAS	NV	89119	18	13,276	67,446.63	17	12,874	39,246	35	26,150	106,691	132,843	
APRY CONSTRUCTION GROUP INC	Form 5500 Not Filed	PO BOX 2859	NWRTLE BEACH	SC	29578	26	16,397	84,842.12	16	9,806	21,673	42	26,203	106,515	132,718	
MARK TANNER CONSTRUCTION INC	Form 5500 Not Filed	195 S MADRID BLVD	RENO	NV	89509	19	12,309	67,282.17	23	13,313	40,762	42	25,622	99,416	132,612	
PAVESTONE LLC	Form 5500 Not Filed	3340 Sweetzer Rd, Suite A	ODDONS	CA	95650	11	27,938	77,276.28	12	8,526	18,885	23	36,464	95,971	132,455	
SHOWPLACE INC	Form 5500 Not Filed	2516 NODWIN RD	MINNETONKA	MN	89423	15	4,130	31,603.43	16	25,560	67,132	31	29,690	100,735	132,427	
HEALING TOUCH HOME CARE LLC	Form 5500 Not Filed	PO BOX 60744 NODWIN TALK	ST LOUIS	MO	63166	12	11,011	72,846.49	14	11,992	36,557	26	23,003	109,400	132,407	
ALL LANDSCAPE DEVELOPMENT LLC	Form 5500 Not Filed	1539 TEMPLE HILL RD	NEW WINDSOR	CA	12553	15	12,429	67,990.58	14	8,293	20,722	29	21,021	111,611	132,371	
ROSENIND ELECTRIC INC	Form 5500 Not Filed	7517 CORRAL CANYON LN	NEW YORK	NV	89025	12	17,805	87,836.82	21	10,134	22,398	33	27,939	104,235	132,174	
EL DORADO TIVOLI 55 LLC	Form 5500 Not Filed	451 E SUNSET ROAD	HENDERSON	NV	89011	17	7,978	67,046.25	20	12,036	45,020	37	20,014	112,066	132,089	
BOVENIND ELECTRIC INC	Form 5500 Not Filed	8045 POTTSVILLE CREEK DR	HENDERSON	NV	89028	18	12,465	69,849.00	16	11,488	38,867	34	24,972	107,713	132,019	
BOVENIND ELECTRIC INC	Form 5500 Not Filed	2688 ORCHARD PKWY	SAN JOSE	CA	95134	12	9,465	69,176.46	16	12,683	40,717	28	22,148	109,893	132,041	
BOVENIND ELECTRIC INC	Form 5500 Not Filed	4445 S TENAYA WAY STE 150	LAS VEGAS	NV	89113	20	11,371	72,538.68	18	13,081	32,877	38	26,452	105,416	131,868	
EL DORADO TIVOLI 55 LLC	Form 5500 Not Filed	11340 HARMONY RD STE 200	IRVING	TX	75039	20	5,406	38,662.22	18	18,662	50,200	38	24,268	112,867	131,821	
EL DORADO TIVOLI 55 LLC	Form 5500 Not Filed	3753 HOLLOWAY HUGHES PKWY STE 200	LAS VEGAS	NV	89169	20	11,371	86,874.77	12	4,558	13,279	32	15,928	100,154	131,713	
FOCUS FIRE PROTECTION	Form 5500 Not Filed	12205 S COMMERCIE CT STE 120	LAS VEGAS	NV	89102	7	29,776	79,301.40	9	6,436	16,985	16	36,212	96,286	131,499	
CENTRAL TRANSPORT LLC	Form 5500 Not Filed	12225 STEPHEN RD	WARREN	MI	48089	17	5,109	64,372.39	20	14,540	41,762	37	25,244	106,134	131,378	
APPLIED STAFFING SOLUTIONS LLC	Form 5500 Not Filed	14931 N NORTHAM	IRVING	TX	75039	18	12,250	61,831.66	21	12,335	36,709	40	24,588	106,709	131,273	
FOCUS FIRE PROTECTION	Form 5500 Not Filed	449 S VIRGINIA ST FL 4	RENO	NV	89501	22	13,801	87,830.99	13	4,817	24,708	35	18,618	112,539	131,157	
FOCUS FIRE PROTECTION	Form 5500 Not Filed	P O BOX 40700	MSA	AZ	85274	20	14,439	87,709.75	18	9,071	33,939	38	23,460	107,641	131,102	
FOCUS FIRE PROTECTION	Form 5500 Not Filed	1555 BOSTONWAY AVE	PRARIS	NE	68104	15	12,450	65,649.90	18	12,190	30,899	33	24,680	106,539	130,999	
FOCUS FIRE PROTECTION	Form 5500 Not Filed	4513 W SAHARA AVE #5	LAS VEGAS	NV	89102	17	11,569	67,217.41	21	14,499	37,707	38	26,068	104,924	130,992	
FOCUS FIRE PROTECTION	Form 5500 Not Filed	4625 POLARIS AVE STE 212	LAS VEGAS	NV	89103	18	14,239	74,891.04	21	11,728	30,652	39	25,367	105,543	130,909	
FOCUS FIRE PROTECTION	Form 5500 Not Filed	4548 W POST RD	LAS VEGAS	NV	89118	18	14,565	68,421.38	21	12,226	32,004	40	26,792	107,733	130,827	
FOCUS FIRE PROTECTION	Form 5500 Not Filed	PO BOX 1540 SHADENBURCH	HEATHSTONE	NV	89415	10	15	74,696.25	10	8,953	38,576	25	17,449	113,272	130,721	
FOCUS FIRE PROTECTION	Form 5500 Not Filed	8606 W WARM SPRINGS RD #155	LAS VEGAS	NV	89148	18	26,113	80,777.49	11	7,090	16,200	25	33,193	97,471	130,664	
FOCUS FIRE PROTECTION	Form 5500 Not Filed	PO BOX 5880	PAHULUN	NV	89041	19	5	10,482	58,424.46	13	9,111	32,664	32	19,599	111,088	130,631
FOCUS FIRE PROTECTION	Form 5500 Not Filed	32108 ALVARADO BLVD STE 134	UNION CITY	CA	94587	21	12,851	69,160.43	19	3,866	16,317	39	16,717	114,966	130,578	
FOCUS FIRE PROTECTION	Form 5500 Not Filed	109 NORTH PARK BLVD FL 4	CONVINGTON	LA	70433	13	10,502	57,543.13	21	11,516	31,185	34	21,818	107,728	130,547	
FOCUS FIRE PROTECTION	Form 5500 Not Filed	4795 SHEPHERD RD	LOUISVILLE	KY	40218	18	11,445	76,708.22	14	10,147	33,075	32	21,592	108,783	130,376	
FOCUS FIRE PROTECTION	Form 5500 Not Filed	1515 BURGESS AVE	BETH	MD	20814	19	8,209	62,940.98	19	10,216	26,527	38	20,762	112,211	130,211	
FOCUS FIRE PROTECTION	Form 5500 Not Filed	1500 ARLINE H	ILV	NV	89301	16	6,061	56,426.14	24	18,275	47,306	35	26,336	103,731	130,068	
FOCUS FIRE PROTECTION	Form 5500 Not Filed	384 E CHARLESTON BL #230	LAS VEGAS	NV	89142	20	11,821	100,930.49	5	2,942	14,207	25	14,763	115,137	129,901	
FOCUS FIRE PROTECTION	Form 5500 Not Filed	1515 BURGESS AVE	BETH	MD	20814	19	8,209	62,940.98	19	10,216	26,527	38	20,762	112,211	130,211	
FOCUS FIRE PROTECTION	Form 5500 Not Filed	2500 BUSINESS PARKWAY BV	MINNEN	26	12,655	84,681.20	21	10,111	27,347	27	22,770	57,107	42,768	129,798		
FOCUS FIRE PROTECTION	Form 5500 Not Filed	284 FLTHREAD AVE STE 200	WHITFIELD	MT	59937	14	10,910	81,019.68	15	9,895	27,959	30	20,805	108,979	129,784	
FOCUS FIRE PROTECTION	Form 5500 Not Filed	1292 OLIVA PKWY	HENDERSON	NV	89011	15	11,587	62,126.66	18	15,312	40,480	33	26,899	102,757	129,656	
FOCUS FIRE PROTECTION	Form 5500 Not Filed	6380 S VALLEY VIEW BLVD STE 206	DRIVER	CA	90918	15	12,000	67,840.89	18	10,374	29,887	36				

Appendices

Company Name	Form 5500	Address	City	State	Zip	Employees on Medicaid				Dependents on Medicaid				Total Employees and Dependents			
						Number	State Cost	Federal Cost	Number	State Cost	Federal Cost	Number	State Cost	Federal Cost	Cost		
JOINT VENTURES LLC	Neither 4A or 4U Benefits Provided	5110 MAE ANNE AVE STE 507	RENO	NV	89523	19	5	12,036	70,132.93	16	5	12,325	41,172	35	25,361	101,305	175,666
SAGE SUSTAINABLE ELECTRONICS	Neither 4A or 4U Benefits Provided	2801 CHARTER STREET	COLUMBUS	OH	43228	19	5	11,081	66,921.39	15	5	7,571	39,828	34	18,652	106,749	125,402
SB LANDSCAPE MAINTENANCE	Form 5500 Not Filled	6785 W RUSSELL RD STE 140	LAS VEGAS	NV	89118	20	5	9,420	79,834.17	10	5	6,807	29,276	30	16,287	109,110	125,397
FEARLESS PARTS GROUP INC	Form 5500 Not Filled	5200 BUCKINGHAM RD	ATLANTA	GA	30349	24	5	12,534	81,677.05	18	5	7,408	25,665	42	19,943	109,340	124,967
PETE FINLAY OUDOUBINE LLC	Form 5500 Not Filled	991A AUTO SHOW DR	HENDERSON	NV	89014	18	5	11,056	64,232.69	17	5	9,943	39,232	35	19,899	103,465	124,643
BOUDRIEU NV LLC	Form 5500 Not Filled	2755 KYLE CANYON RD	MOUNT CHARLESTON	NV	89124	20	5	10,685	71,248.44	11	5	7,359	35,161	31	18,044	100,409	124,554
LAS VEGAS WEDDING BUREAU LLC	Form 5500 Not Filled	1555 S BOND ST	LAS VEGAS	NV	89101	15	5	8,273	67,940.58	10	5	6,249	25,889	25	13,293	102,831	124,340
PYZBIL, LLC	Form 5500 Not Filled	1751 MONROE ST STE 102	SARASOTA	FL	34236	23	5	13,485	78,156	14	5	7,191	35,165	37	21,676	103,665	124,340
CCS LAS VEGAS ANTIORIAL INC.	Form 5500 Not Filled	900 S BROADWAY STE 200	DENVER	CO	80209	23	5	7,938	59,640.11	21	5	13,384	43,267	43	20,322	102,907	124,229
ONE NINE NINE ONE UNION	Form 5500 Not Filled	2465 S MADISON AVE	LAS VEGAS	NV	89121	16	5	10,123	67,362.25	10	5	7,244	27,848	26	13,534	98,211	124,161
SOUTH CENTER FOR THE PERFORMING ARTS	Neither 4A or 4U Benefits Provided	363 SYMPHONY PARK AVE	LAS VEGAS	NV	89106	18	5	12,186	86,699.53	11	5	7,867	37,387	31	20,053	104,081	124,139
EMACO LLC	Form 5500 Not Filled	840 S RANCHO DR STE 4509	LAS VEGAS	NV	89106	16	5	10,503	86,575.53	25	5	18,302	58,605	41	28,805	95,245	124,050
ABLE INC	Form 5500 Not Filled	5841 E CHARLESTON BLVD # 200-305	LAS VEGAS	NV	89142	16	5	10,104	68,564.80	13	5	8,064	37,727	29	18,168	105,802	123,969
MOY BRANDS COMPANY LLC	Form 5500 Not Filled	2503 S HANLEY RD	ST LOUIS	MO	63144	24	5	14,318	91,720.25	21	5	14,821	59,641	45	29,149	105,370	123,967
CREATIVE TECHNOLOGY GROUP INC	Form 5500 Not Filled	14000 ARMINATA STREET	PANORAMA CITY	CA	91402	22	5	11,468	79,638.35	8	5	6,400	26,141	29	16,400	105,825	123,693
COLOR REFLECTIONS LLC	Form 5500 Not Filled	8170 W SAHARA #100 N02S	LAS VEGAS	NV	89117	18	5	10,528	79,764.42	22	5	8,644	24,723	40	19,172	104,487	123,659
CANYON GOLF AT LAS VEGAS INC	Form 5500 Not Filled	3030 UNLV PARKWAY	DALLAS	TX	75234	12	5	11,985	71,709.00	10	5	7,808	32,007	22	15,596	103,836	123,646
SAHARA IMPORTS INC	Form 5500 Not Filled	PO BOX 283 NUK EXPRESS	ST LOUIS	MO	63166	15	5	10,053	73,403.54	16	5	7,173	31,013	31	17,236	106,417	123,643
MARKETON INC	Form 5500 Not Filled	4205 BALDWIN AVE	EL MONTE	CA	91731	13	5	13,322	66,246.20	14	5	9,611	35,341	33	22,943	100,587	123,530
MITCHELLSONA PROF COOP II	Form 5500 Not Filled	16808 W CHEYENNE AVE	LAS VEGAS	NV	89108	14	5	10,905	67,576.68	14	5	10,314	34,820	28	21,029	102,444	123,465
KIEWIT INFRASTRUCTURE WEST CO	Form 5500 Not Filled	1000 KIEWIT PLAZA	OMAHA	NE	68131	19	5	12,061	79,358.28	11	5	7,757	39,413	30	19,818	105,570	123,398
CIC CRUSHING LLC	Form 5500 Not Filled	5030 E SUNRISE DR/AMARILLO	PHOENIX	AZ	85044	17	5	10,662	77,877.39	15	5	9,023	25,246	32	24,885	103,423	123,108
LS COMMUNICATIONS MCLL LLC	Form 5500 Not Filled	4110 WHIRLED RD	WARRENSVILLE	IL	60555	12	5	7,705	41,385.51	21	5	16,532	57,412	33	19,237	98,798	123,034
NEWBYSON INC	Form 5500 Not Filled	2500 VENTURE CDSX WY #830	SACRAMENTO	CA	95833	21	5	10,426	81,970.25	21	5	4,395	16,421	42	14,821	109,341	122,962
ACCESS TO HEALTH CARE NETWORK	Form 5500 Not Filled	4001 S VIRGINIA ST STE F	RENO	NV	89502	17	5	13,110	69,623.83	22	5	11,344	28,855	39	24,454	98,481	122,935
SWY EXCURSION & EDUCATIONAL TO	Form 5500 Not Filled	PO BOX 97778	LAS VEGAS	NV	89139	17	5	10,477	96,706.53	7	5	4,218	17,435	24	14,715	108,205	122,915
PARSONS INC	Neither 4A or 4U Benefits Provided	2615 SAINT ROSE PKWY	HENDERSON	NV	89022	22	5	12,741	86,699.25	16	5	10,249	36,241	38	22,491	109,651	122,900
FIRST CHOICE TRUCK SERVICES	Form 5500 Not Filled	498 E FAIRWAY RD	HENDERSON	NV	89015	15	5	8,201	51,988.44	17	5	10,420	32,235	32	18,621	103,723	122,844
WILLIAM CHARLES INC	Form 5500 Not Filled	PO BOX 500	CLINTON	IN	47842	20	5	9,331	69,903.54	20	5	11,719	40,833	41	21,050	104,737	122,787
PHILIP SHIELDS MD AND STEVEN A SCHIFF MD A PROFESSIONAL CORPORATION	Form 5500 Not Filled	5421 RENO RD CORPORATE DR	RENO	NV	89521	11	5	9,123	63,380.62	12	5	13,667	46,389	23	26,056	100,169	122,733
CASAVANA LLC	4A or 4U Benefits Provided	19300 W RIO SALADO PKWY	TEMPE	AZ	85281	17	5	11,954	65,217.80	18	5	10,767	34,530	35	22,721	99,948	122,665
THE NEW PREMIER LLC	Form 5500 Not Filled	3055 VIA SARAFINA DR	HENDERSON	NV	89052	24	5	10,522	71,618.43	20	5	10,486	29,800	44	21,008	101,498	122,505
CONTINGUUM PACKING SOLUTIONS L	Form 5500 Not Filled	2330 RAVINE WAY STE 200	GLENVIEW	IL	60025	28	5	9,211	78,070.22	17	5	8,148	29,026	45	17,399	105,096	122,454
DD PERSONAL CARE LLC	Form 5500 Not Filled	3445 SAHARA AVE #168	ST LOUIS	MO	63104	14	5	11,201	61,588.16	24	5	18,598	54,244	38	23,897	103,843	122,450
PO PARTY CENTER LLC	Form 5500 Not Filled	PO BOX 66744 NUK EXPRESS	ST LOUIS	MO	63166	14	5	8,766	60,129.41	18	5	10,511	43,043	32	19,277	103,172	122,450
JIM L SHAMTS DISTRIBUTING C	Form 5500 Not Filled	3840 CIVIC CENTER DR STE A	NORTH LAS VEGAS	NV	89030	15	5	10,764	86,736.41	9	5	4,251	20,496	24	15,015	107,232	122,247
WELLS WAREHOUSE MARKETS II	Form 5500 Not Filled	601 SUPERIOR ST STE 300	CHICAGO	IL	60611	16	5	10,973	74,246.25	17	5	10,272	37,122	33	19,912	109,374	122,246
PRIME COMMS RETAIL LLC	Form 5500 Not Filled	13540 REED RD STE 100	SUGAR LAND	TX	77478	27	5	9,446	57,930.91	17	5	14,409	39,510	44	24,655	97,441	122,096
A BETTER WAY HOME CARE LLC	Form 5500 Not Filled	6725 S EASTERN AVE STE 1	LAS VEGAS	NV	89119	15	5	11,349	83,391.84	9	5	7,943	39,351	24	19,292	102,743	122,035
HEARTLINE HOME CREDIT SERVICES INC	Form 5500 Not Filled	3535 WILSON AVE	RENO	NV	89502	14	5	10,268	69,201.38	14	5	20,746	28,241	28	28,991	92,245	121,961
WELLS BROTHERS PAINTING INC	Form 5500 Not Filled	1745 LEWIS ST	RENO	NV	89502	14	5	17,465	85,291.38	20	5	5,958	23,424	34	23,424	103,710	121,924
CMNT LLC	Form 5500 Not Filled	2385 E TROPICANA AVE	LAS VEGAS	NV	89119	12	5	12,380	58,495.39	15	5	9,334	41,334	27	21,714	99,829	121,543
FIRST AMERICAN TITLE INSURANCE	Form 5500 Not Filled	11481 AMERICAN WAY	SANTA ANA	CA	92707	14	5	12,632	60,603.03	22	5	14,213	34,001	36	26,845	96,634	121,470
GREEN VALLEY ANIMAL HOSPITAL	Form 5500 Not Filled	2385 E TROPICANA AVE	LAS VEGAS	NV	89119	14	5	14,096	61,316.25	21	5	20,835	37,145	35	20,448	105,448	121,429
EVERGREEN AT MTN VIEW LLC	Form 5500 Not Filled	4601 NE 77TH AVE #300	VANCOUVER	WA	98662	19	5	19,977	84,426.19	16	5	4,444	12,360	35	14,442	96,786	121,207
ENVIRONMENTAL SERVICE CONCEPTS, LLC	Neither 4A or 4U Benefits Provided	222 S EVERGREEN PLZ STE 115	CHICAGO	IL	60606	16	5	9,652	79,831.26	11	5	6,090	25,622	27	25,722	105,451	121,186
INDUSTRIAL BOND NOW INC	Form 5500 Not Filled	5150 MAE ANNE AVE STE 507	RENO	NV	89523	19	5	12,929	81,259.19	16	5	13,629	39,229	35	24,358	104,645	121,186
IS RESIDENTIAL INC	Form 5500 Not Filled	PO BOX 66744 NUK EXPRESS	ST LOUIS	MO	63166	20	5	9,899	78,540.79	18	5	9,679	29,223	48	19,578	101,464	121,042
UNICARE INC	4A or 4U Benefits Provided	19387 LSH HIGHWAY 39 N	GLENWATER	FL	33164	22	5	12,023	65,505.65	25	5	13,486	29,961	47	25,509	99,467	120,976
UNION DISTILLERY INC	Form 5500 Not Filled	61151 MAUNING WAY	KERNON	NC	28658	15	5	11,654	60,092.62	16	5	11,533	35,233	31	20,772	102,322	120,976
BI INVESTMENTS LLC	Form 5500 Not Filled	7688 FRIENDLY BREEZE CT	LAS VEGAS	NV	89123	15	5	10,867	58,690.68	16	5	12,096	39,159	30	22,963	97,850	120,812
PRODUCTION SUPPORT SVCS INC	Form 5500 Not Filled	8886 SPANISH RIDGE AVE	LAS VEGAS	NV	89148	13	5	10,880	87,120.95	10	5	6,810	30,271	23	17,680	102,892	120,582
PLANET HOLLOWOOD REGION VII	Form 5500 Not Filled	4700 MELLEMA BLVD #400	ORLANDO	FL	32839	16	5	12,378	87,246.29	10	5	6,469	14,386	26	18,847	103,626	120,475
SCALARS WAREHOUSE MARKETS II	Form 5500 Not Filled	8020 RITCHIE HWY #112 NFM	PANORAMA	CA	91340	14	5	9,944	64,573.84	21	5	12,469	43,240	36	22,413	97,918	120,281
WVC	Form 5500 Not Filled	2425 E QUINN RD	LAS VEGAS	NV	89120	22	5	10,075	72,477.79	8	5	6,874	30,657	22	16,939	103,135	120,073
LEGACY TRANSPORTATION SERVICE	4A or 4U Benefits Provided	935 McLaughlin Ave	SAN JOSE	CA	95122	16	5	11,657	67,092.40	21	5	12,087	29,165	37	23,744	96,227	119,971
WINE COMPANY LLC	Form 5500 Not Filled	5705 CAMPBELL RD	LAS VEGAS	NV	89149	15	5	10,123	69,201.38	14	5	9,075	36,232	27	21,008	98,460	119,660
HOW RUSTLER LLC	Form 5500 Not Filled	4794 W POST RD	NV	89118	16	5	8,117	50,115.87	20	5	12,887	37	31,144	98,631	119,749		
PROGRESS RESIDENTIAL PROPERTY MANAGER LLC	Form 5500 Not Filled	7500 N DOBSON RD STE 300	SCOTTSDALE	AZ	85256	16	5	12,256	66,247.23	18	5	14,007	33,228	34	26,243	99,475	119,738
PHYSICAL REFINANCE NETWORK, LLC	Form 5500 Not Filled	3003 WOODLUGH FOREST DR	THE W														

Appendices

Company Name	Form 5500	Address	City	State	Zip	Employees on Medicaid			Dependents on Medicaid			Total Employees and Dependents					
						Number	State Cost	Federal Cost	Number	State Cost	Federal Cost	Number	State Cost	Federal Cost	Cost		
BOSE INTERNATIONAL INC	Neither 4A or 4U Benefits Provided	16400 SWINGLEY RIDGE RD STE 350	CHESTERFIELD	MO	63017	17	5	10,562.5	40,924.74	19	5	13,718.5	40,892	25	25,280.5	91,817.5	116,096
B & L V LLC	Form 5500 Not Filed	8170 W SAHARA AVE #100	LAS VEGAS	NV	89117	15	5	8,288	70,555.59	10	5	5,696	31,533	25	13,984	102,089	116,073
ENO-2 AND COMMUNITIES LLC	Form 5500 Not Filed	1715 W SUNRISE BLVD	GILBERT	AZ	85233	11	5	7,272	52,989.85	20	5	15,637	39,299	31	23,009	92,949	115,928
BUNLANDS & CONSTRUCTION INC	4A or 4U Benefits Provided	1621 S NORTHERN AVE	PHOENIX	AZ	85020	11	5	9,000	48,413.37	16	5	11,860	45,900	27	21,043	93,188	115,245
MECHANICS BANK	Form 5500 Not Filed	13111 OLIVE DR STE 290	WALWART CREEK	CA	94596	11	5	13,569	73,028.03	10	5	8,362	20,871	21	21,931	93,845	115,777
RMU LLC	Form 5500 Not Filed	2385 E TROPICANA AVE	LAS VEGAS	NV	89119	10	5	12,630	64,799.14	16	5	11,262	26,590	26	23,892	91,349	115,643
ASC STAGING GROUP, LLC	Form 5500 Not Filed	14480 MONTE VISTA AVE	PHOENIX	AZ	85120	10	5	9,244	58,227.96	13	5	12,779	20,663	23	21,932	78,891	115,544
AMERIPRICE FINANCIAL SERVICES	Form 5500 Not Filed	PO BOX 283 NUC EXPRESS	ST LOUIS	MO	63166	10	5	13,040	74,363.88	7	5	4,108	23,901	25	17,448	98,265	115,413
EXPRESS FASHION OPERATIONS LLC	Form 5500 Not Filed	1 EXPRESS DR	COLUMBIUS	OH	43230	10	5	11,587	67,211.03	14	5	11,317	25,195	24	22,904	92,406	115,310
AMERICAN CONSTRUCTION CLEAN UP I	Form 5500 Not Filed	48185 CARTER AVENUE	LAS VEGAS	NV	89133	10	5	9,811	54,847.19	10	5	9,461	24,289	20	19,247	86,147	115,296
COMPANION PET PARTNERS LLC	Form 5500 Not Filed	3500 W OLIVE AVE STE 300	RUBENACK	CA	91505	10	5	11,203	79,162.89	18	5	7,908	32,989	28	19,111	96,150	115,262
AMERICAN CONNECTING SOURCE INC	Form 5500 Not Filed	950 SCALES RD BLDG 200R201	SUWANEE	GA	30074	10	5	17,058	58,077.82	15	5	9,258	30,817	25	26,316	88,890	115,226
BERINS COMM INSTALLATIONS INC	Form 5500 Not Filed	7377 MERCANT CT	LAKEWOOD RANCH	FL	32440	21	5	11,231	83,566.75	9	5	4,820	15,531	30	16,051	99,100	115,151
VEGAS ROSE ST ROSE LLC	Form 5500 Not Filed	121174 GREEN VALLEY PKWY	ST LOUIS	MO	63064	15	5	8,000	55,413.37	16	5	11,860	24,760	31	20,383	94,383	115,145
MONDELEZ GLOBAL LLC	Neither 4A or 4U Benefits Provided	PO BOX 283 NUC EXPRESS	ST LOUIS	MO	63166	15	5	8,107	62,770.73	24	5	12,030	32,196	39	20,437	94,967	115,101
ZEPHYR PLUMBING INC	Form 5500 Not Filed	1460 GREG ST STE 801	SPARKS	NV	89431	13	5	10,092	58,776.20	18	5	10,409	35,576	31	20,551	94,352	114,903
BARNEY TRUCKING INC	4A or 4U Benefits Provided	235 SOUTH 90TH	SUWANA	UT	84054	17	5	13,224	78,829.84	17	5	7,141	25,256	34	19,365	98,500	114,735
BRES, MARTIN	Form 5500 Not Filed	6540 SPENCER ST STE 101-150	LAS VEGAS	NV	89119	15	5	14,984	55,411.15	17	5	9,956	34,333	32	24,840	89,744	114,684
SCHULMACHER & SCHULMACHER INC	Form 5500 Not Filed	324 S 18TH ST	SPARKS	NV	89431	12	5	8,730	72,893.66	8	5	7,658	25,396	20	16,388	98,290	114,678
12 VENTURES LLC	Form 5500 Not Filed	763 GARDEN VIEW CT STE 201	PHOENIX	CA	92034	17	5	7,200	23,010.25	26	5	18,358	46,383	43	25,369	98,274	114,647
CARSON TAYLOR PHYSICIAN CLINIC	Form 5500 Not Filed	PO BOX 2158	CARSON CITY	NV	89702	28	5	7,643	56,867.03	37	5	12,708	37,431	65	20,951	94,270	114,630
AHC OF LAS VEGAS II LLC	Form 5500 Not Filed	2860 N TENAYA WAY	LAS VEGAS	NV	89128	18	5	9,891	74,070.37	14	5	7,511	23,096	29	17,402	97,166	114,569
RECREATIONAL EQUIPMENT INC	Neither 4A or 4U Benefits Provided	PO BOX 1938 SAWYHOLD DEP	SUMNER	WA	98980	17	5	8,448	74,809.14	8	5	5,222	26,054	25	14,070	100,864	114,533
NATIONAL SCHOOLS STUDIOS INC	Form 5500 Not Filed	11000 WYING DR #500	DEER PARK	MN	55344	17	5	11,158	68,562.12	17	5	10,833	29,841	35	21,991	99,293	114,413
AMERICAN FISH GRILL INC	Neither 4A or 4U Benefits Provided	17410 RED HILL AVE STE 330	IRVINE	CA	92614	16	5	11,002	60,197.14	16	5	11,693	31,463	32	22,695	91,660	114,355
GET FRESH CUISINE INC	Form 5500 Not Filed	1745 ESCONCIDO ST	LAS VEGAS	NV	89119	19	5	14,132	82,284.08	27	5	5,142	13,781	26	18,274	96,065	114,339
MAERS PISCALIO US INC	Form 5500 Not Filed	115 COLUM SPRINGS BLVD	FRANKLIN	TN	37062	19	5	9,297	53,018.91	11	5	19,431	39,431	20	19,431	52,862	114,333
FRINDLY FORD	Neither 4A or 4U Benefits Provided	660 N DICARLUR BLVD	LAS VEGAS	NV	89107	18	5	9,267	64,724.70	15	5	8,808	31,471	33	18,075	96,196	114,271
VELOCITY SPORTS LAS VEGAS TOWN SQUARE LLC	Form 5500 Not Filed	331 N CICERO AVE UNIT 412002	CHICAGO	IL	60641	13	5	22,384	86,796.95	3	5	1,576	3,483	16	23,960	90,279	114,229
COMPARISON INC	Form 5500 Not Filed	2480 RAYMONT RD	PHOENIX	AZ	85024	13	5	12,925	75,946.22	14	5	7,914	28,152	27	18,065	98,103	114,204
CUBEL FRAMERS LLC DBA NORTH FRAMERS	Form 5500 Not Filed	2551 E WASHBURN RD	NORTH LAS VEGAS	NV	89081	14	5	7,277	59,979.80	20	5	15,465	32,392	34	22,762	91,370	114,154
SOMERSETT COUNTRY CLUB INC	Form 5500 Not Filed	2019 CHAMPIONSHIP TRL	RENO	NV	89523	20	5	9,185	69,221.67	0	5	6,107	29,628	20	15,292	88,850	114,142
PRECISION CONCRETE	Form 5500 Not Filed	1640 W BROOKS AVE	NORTH LAS VEGAS	NV	89032	16	5	7,860	63,773.80	18	5	9,245	33,862	34	17,106	96,816	113,920
ALTA CUTTERS LLC	Form 5500 Not Filed	4794 W POST RD	LAS VEGAS	NV	89138	16	5	8,264	63,531.87	14	5	13,847	22,231	30	19,700	93,744	113,914
PEARL INDUSTRIAL LAUNDRY LLC	Form 5500 Not Filed	240 SPECTRUM BLVD	LAS VEGAS	NV	89101	16	5	10,292	67,130.12	14	5	9,548	26,899	30	17,495	94,029	113,869
J & J ENTERPRISES SERVICES INC	Form 5500 Not Filed	1920 W COLGAR	LAS VEGAS	NV	89139	19	5	11,319	57,517.83	20	5	11,497	33,530	39	22,816	91,048	113,864
PROSPECT LAS VEGAS, LLC	Form 5500 Not Filed	7500 HIGHLANDS BLVD STE 200	RUBENACK	CA	91504	19	5	9,093	62,922.10	19	5	12,889	19,750	38	19,642	90,672	113,856
SUPREME CONCEPTS INNOVATIONS, INC	Form 5500 Not Filed	3960 HOWARD HUGHES PIKE STE 500	LAS VEGAS	NV	89169	13	5	5,993	37,521.62	20	5	20,016	30,291	33	26,009	87,819	113,828
PABCO BUILDING PRODUCTS LLC	Form 5500 Not Filed	PO BOX 419074 NPACIFIC CO	RANCHO CORDOVA	CA	95744	14	5	9,190	69,756.88	14	5	8,093	26,766	28	17,283	96,525	113,807
HERNDON ATTORNEYS INC	Form 5500 Not Filed	875 N SHARON RD	CHICAGO	IL	60610	14	5	12,448	74,027.29	24	5	12,776	28,278	38	22,278	94,482	113,773
GILBERT CONSTRUCTION LLC	Form 5500 Not Filed	5415 S CAMERON N10	LAS VEGAS	NV	89118	17	5	13,448	65,957.20	17	5	12,105	32,234	34	25,553	88,183	113,754
CHERRY LASHES INC	Form 5500 Not Filed	5775 S RAINBOW BLVD STE 100	LAS VEGAS	NV	89118	16	5	10,969	62,548.62	17	5	11,802	28,355	33	22,771	90,904	113,674
PACIFIC LAS VEGAS INC	Form 5500 Not Filed	16797 SE 18TH AVE	CLACKAMAS	OR	97015	14	5	8,336	66,709.46	19	5	10,141	28,383	33	18,427	95,044	113,520
LAUREA, INC	Form 5500 Not Filed	150 N BARTLETT ST	MENARD	CA	97001	15	5	9,358	63,921.67	15	5	10,429	19,687	30	19,720	89,631	113,519
RUN PLAZA LLC	Form 5500 Not Filed	PO BOX 30310	LAS VEGAS	NV	89137	14	5	10,450	58,642.08	20	5	12,709	31,581	34	21,159	90,223	113,382
WEST LAS VEGAS SURGERY CENTER LLC	Form 5500 Not Filed	1130 S VALLEY VIEW BLVD	LAS VEGAS	NV	89102	17	5	10,449	64,204.96	15	5	11,168	27,415	32	23,572	93,620	113,237
CARDINAL COMMERCIAL COMPANY	Neither 4A or 4U Benefits Provided	14101 44RD CORP DR 4200	CHICAGO	IL	60641	17	5	10,449	64,204.96	15	5	11,168	27,415	32	23,572	93,620	113,237
BEACON ACADEMY OF NEVADA	Form 5500 Not Filed	7300 W FLAMINGO RD	LAS VEGAS	NV	89147	17	5	12,057	70,898.74	11	5	9,404	21,098	27	21,061	91,997	113,058
TARGET CONSTRUCTION INC	Form 5500 Not Filed	2105 E WINDMILL LN	LAS VEGAS	NV	89123	16	5	10,856	76,853.62	15	5	5,862	19,475	27	16,698	96,329	113,026
MCCANN TRUCK CENTER, INC	Neither 4A or 4U Benefits Provided	16174 23RD AVE	BARBERA	CO	80121	16	5	12,945	77,322.65	14	5	4,571	17,798	30	19,368	94,128	112,985
VEGAS PLUS SECURITY AND EVENT STAFFING LLC	Form 5500 Not Filed	4530 S EASTERN AVE STE 12	LAS VEGAS	NV	89119	22	5	11,608	89,203.11	4	5	2,040	10,126	26	11,648	99,320	112,977
SPIKE WORLD LAS VEGAS LLC	Form 5500 Not Filed	6480 SPRING MOUNTAIN RD STE 6	LAS VEGAS	NV	89146	18	5	9,253	60,021.59	13	5	8,536	35,162	31	17,489	95,184	112,974
DESERT CUB, LLC	Form 5500 Not Filed	8030 RIVALS RIVERA WAY	LAS VEGAS	NV	89146	15	5	12,389	76,862.03	11	5	6,556	17,157	26	19,945	94,019	112,965
DEJOY CASHIO AND RESTAURANT	Form 5500 Not Filed	875 W WILLIAMS AVE	PAIDU	CA	89066	15	5	13,018	65,895.34	16	5	9,643	22,661	31	22,661	96,240	112,910
CHAMPION MOVERS LLC	Form 5500 Not Filed	4420 ANDREW ST	NIJAS VEGAS	NV	89061	11	5	8,611	65,335.91	25	5	11,347	27,539	26	19,958	92,855	112,813
JOHNSON BROTHERS OF NV INC	Form 5500 Not Filed	PO BOX 66744 NUC EXPRESS	ST LOUIS	MO	63166	10	5	9,135	57,071.58	21	5	13,506	32,888	34	22,641	89,910	112,552
LAS VEGAS MINI GRAN PRIZES INC	Form 5500 Not Filed	1401 RAINBOW BLVD	LAS VEGAS	NV	89108	10	5	8,435	49,272.74	11	5	11,922	22,098	22	22,098	89,376	112,500
BARFOR PLUMBING LLC	Form 5500 Not Filed	8785 LINDLER RD STE 100	LAS VEGAS	NV	89139	13	5	8,635	47,043.31	23	5	9,748	26,339	26	18,383	91,881	112,265
TAB CONSTRUCTION GROUP	Form 5500 Not Filed	4367 W SUNSET RD	LAS VEGAS	NV	89118	12	5	8,043	56,732.52	15	5	10,748	36,735	27	18,789	93,459	112,249
BLOSSOM PERSONAL CARE LLC	Form 5500 Not Filed	28100 CHARLESTON BLVD STE 44															

Appendices

Company Name	Form 5500	Address	City	State	Zip	Employees on Medicaid			Dependents on Medicaid			Total Employees and Dependents					
						Number	State Cost	Federal Cost	Number	State Cost	Federal Cost	Number	State Cost	Federal Cost			
CELEBRITY BURGERS, LLC	Form 5500 Not Filed	500 N WA VAL VERDE	MONTEBELLO	CA	90640	15	5	10,275	56,449.92	13	7,636	5	48,835	28	17,961	91,276	100,137
BO DONOV OPERATIONS, LLC	Form 5500 Not Filed	PO BOX 18823	RENO	NV	89511	15	5	9,094	60,825.05	7	4,442	5	34,772	22	13,536	95,597	109,134
MELINA HEALTHCARE OF NEVADA, INC	Form 5500 Not Filed	PO BOX 2280	LONG BEACH	CA	90801	15	5	11,422	84,008.83	10	4,226	5	39,400	25	15,648	93,349	108,997
ANDERSON INC	Form 5500 Not Filed	801 SEAKES AVE	SEASIDE	CA	89101	17	5	9,425	61,879.79	17	3,941	5	33,979	34	21,584	85,008	107,597
MASTERCORP COMMERCIAL SERVICES	Form 5500 Not Filed	PO BOX 4027	CROSSVILLE	TN	38557	12	5	9,326	64,058.41	15	6,746	5	28,786	27	16,072	92,844	108,917
HARRANS LAUGHIN LLC	Form 5500 Not Filed	ONE CASARS PALACE DR	LAS VEGAS	NV	89109	29	5	7,874	58,124.76	34	12,473	5	30,562	63	20,130	88,757	108,886
END & NORTH WESTERN NEVADA LLC	Form 5500 Not Filed	4500 RIZZO LANE	RENO	NV	89509	14	5	12,444	87,280.03	14	8,701	5	21,332	28	17,032	97,310	109,342
SURF THRU INC	Form 5500 Not Filed	2701 BRIGHTON PARK DR	BAKERSFIELD	CA	93311	20	5	8,886	30,001.55	22	5,128	5	15,555	42	25,048	83,557	108,605
GBM FOODS LLC	Form 5500 Not Filed	76 W 13775 STE 2	DRAPER	UT	84020	25	5	7,874	51,885.90	22	9,153	5	39,594	47	17,027	91,480	108,508
WELLS FARGO BANK INC	Form 5500 Not Filed	16486 LASIGNA CANYON DR STE 300	IRVINE	CA	92618	18	5	11,422	84,008.83	18	5,128	5	24,332	36	22,160	85,168	107,328
DONT PASS DONT PAY INC	Form 5500 Not Filed	2711 E SAHARA AVE	LAS VEGAS	NV	89104	16	5	10,445	75,834.72	15	4,632	5	17,330	31	15,077	93,154	108,231
PPD DEVELOPMENT LLC	Form 5500 Not Filed	929 NORTH FRONT ST	WILMINGTON	NC	28401	15	5	10,837	65,010.98	11	7,678	5	23,523	26	18,515	89,534	108,049
BRUZZI GRANITE CO LLC	Form 5500 Not Filed	3710 W SUNSET RD	LAS VEGAS	NV	89118	16	5	11,152	66,708.88	14	5,184	5	20,846	30	20,136	87,555	107,691
UNION ARMOUR RETAIL INC	Form 5500 Not Filed	PO BOX 66744 MADYATOVUM	ST LOUIS	MO	63166	17	5	10,101	69,681.54	15	5,128	5	21,429	32	17,257	86,392	107,650
SACO TECHNOLOGIES USA INC	Form 5500 Not Filed	1209 N ORANGE ST	WILMINGTON	DE	19811	15	5	11,966	67,470.65	11	5,567	5	22,790	26	17,533	90,261	107,793
X WORLD 360 LLC	Form 5500 Not Filed	6380 S VALLEY VIEW BLVD STE 206	LAS VEGAS	NV	89118	17	5	8,667	44,941.33	12	9,707	5	44,668	29	18,374	89,409	107,782
UNITED BROTHERS HOSPITALITY G	Form 5500 Not Filed	4315 E CRAIG RD	LAS VEGAS	NV	89115	15	5	11,414	73,367.01	16	6,294	5	16,604	31	17,708	89,991	107,698
LOS ANGELES TRUCK SERVICE LLC	Form 5500 Not Filed	2429 S PECK RD	WHITTIER	CA	90601	11	5	5,077	45,034.11	20	5,132	5	42,259	31	20,389	87,383	107,763
TRIGG LABORATORIES	Form 5500 Not Filed	4220 W WINDMILL LN STE 140	LAS VEGAS	NV	89139	12	5	10,645	63,004.50	16	8,167	5	25,762	28	18,812	86,767	107,579
HOLLYWOOD RAIN B LLC	Form 5500 Not Filed	8232E LANSING RD	DURAND	MI	48439	14	5	11,218	75,221.54	11	5,868	5	19,276	25	12,075	90,497	107,573
FREEDOM CARE NV LLC	Form 5500 Not Filed	1979 MARCUS AVE STE C115	NEW RIVER PARK	NV	89111	14	5	14,764	59,715.77	14	9,868	5	29,971	28	24,632	87,685	107,317
WHITE PINE COUNTY	Form 5500 Not Filed	297 NEVADA NORTHERN RAIL WAY STE 1	ELY	NV	89301	14	5	7,802	52,503.24	18	12,308	5	34,665	36	20,110	87,168	107,278
A J CONSTRUCTION SVCS INC	Form 5500 Not Filed	1489 W WARM SPRINGS RD STE 110	HENDERSON	NV	89014	14	5	7,612	64,134.31	13	9,179	5	26,242	26	16,794	90,475	107,266
ENTERTAINMENT PARTNERS SERVICES LLC	Form 5500 Not Filed	2950 N HOLLYWOOD WAY	BURBANK	CA	91505	16	5	10,301	81,175.70	16	3,159	5	13,662	32	13,462	89,776	107,238
SAGE DINDING SERVICES INC	Form 5500 Not Filed	1402 YORK RD #100	LUTHERVILLE	MD	21093	11	5	10,574	62,570.29	14	8,959	5	25,123	25	15,933	87,693	107,226
UNA FRAMING INC	Form 5500 Not Filed	3070 PLUM LAKE	RENO	NV	89509	19	5	9,514	50,750.36	13	12,274	5	36,514	32	21,838	93,364	107,202
VEGAS VALLEY EYE DESIGN INC	Form 5500 Not Filed	5740 WILLOW ST STE 215	RENO	NV	89518	15	5	8,245	55,125.34	15	20,799	5	69,245	30	20,799	90,245	107,143
VEGAS ROSE GREEN VALLEY LLC	Form 5500 Not Filed	1221 N GREEN VALLEY PKWY	HENDERSON	NV	89014	14	5	11,665	61,225.34	13	8,391	5	25,795	27	20,056	87,020	107,076
BLACK WOLF MOVING NEVADA LLC	Form 5500 Not Filed	579 DONOHOO DR STE 105	MADISON	WI	53719	18	5	10,623	73,681.16	11	6,196	5	16,519	29	16,819	90,200	107,018
CHICKS HOME HEALTH CARE	Form 5500 Not Filed	2905 SEANBORO DR STE 118	LAS VEGAS	NV	89121	14	5	8,268	42,726.66	14	9,267	5	23,663	28	18,937	88,184	106,997
LEWIS MANAGEMENT CORP	Form 5500 Not Filed	PO BOX 172836	DENVER	CO	80217	12	5	9,362	44,797.63	25	15,913	5	36,932	37	25,225	83,710	106,885
AMERICAN LV LLC	Form 5500 Not Filed	2620 RIGATTA DR STE 118	LAS VEGAS	NV	89128	20	5	11,086	51,645.56	4	3,306	5	2,887	24	12,392	84,533	106,925
MFWGET LLC	Form 5500 Not Filed	101 COPPER ST STE 8	BABYLON	NV	11702	14	5	10,106	46,911.04	13	9,065	5	46,885	27	19,871	87,765	106,919
BANK OF THE WEST	Form 5500 Not Filed	PO BOX 283 NUC EXPRESS	RENO	NV	89511	14	5	8,451	65,451.66	11	3,159	5	23,063	25	13,944	86,379	106,914
FAMILY PERSONAL CARE LLC	Form 5500 Not Filed	4560 W OAKY BLDV STE 108A	LAS VEGAS	NV	89102	12	5	7,987	47,070.18	12	6,202	5	22,682	24	13,989	87,964	106,751
UNIVERSITY MAIN STREET OPERATIONS HENDERSON LLC	Form 5500 Not Filed	5718 KENNETH PIKE	GREENVILLE	DE	19807	12	5	7,023	50,285.59	21	11,897	5	37,590	33	18,920	87,816	106,736
BRANKS KATZ INC CORP	Form 5500 Not Filed	2825 CHARLES DR	PHILADELPHIA	PA	19104	14	5	8,245	65,125.34	14	10,106	5	37,590	28	18,920	87,816	106,736
FINWAY INDEPENDENT MORTGAGE	Form 5500 Not Filed	4750 S BLYMOR LN	MADISON	WI	53718	12	5	8,960	54,417.30	13	9,141	5	33,086	25	18,011	86,379	106,714
ALDINE LLC	Form 5500 Not Filed	2560 MOUNTAIN CITY HWY STE 104	ELKO	NV	89801	6	5	10,138	90,649.41	1	1,767	5	3,905	7	11,905	94,554	106,459
INTERNATIONAL MEDICAL ASSOCIAT	Form 5500 Not Filed	31327 BURNING TREE CTR E	ELK GROVE	CA	95623	21	5	11,218	67,645.85	24	16,476	5	34,665	45	26,676	98,023	106,402
FREEDOM CLASSICAL ACADEMY INC	Form 5500 Not Filed	777 E ANN RD	LAS VEGAS	NV	89081	14	5	10,118	52,825.24	20	10,046	5	33,354	34	20,164	86,379	106,343
RETAIL SERVICES WS CORPORATION	Form 5500 Not Filed	9265 SKY PARK CT STE 100	SAN DIEGO	CA	92123	9	5	7,873	56,791.89	8	11,320	5	30,729	17	16,691	87,561	106,252
RED CARPET MOVING INC	Form 5500 Not Filed	5445 PROCHON ST STE 200	LAS VEGAS	NV	89118	14	5	7,509	57,463.71	15	9,872	5	31,334	29	17,581	88,776	106,146
APOLLO ART SPECIALLISTS LLC	Form 5500 Not Filed	1214 TECH BLVD	DAMAR	VA	23619	14	5	12,858	61,175.70	11	3,719	5	16,611	25	13,944	89,520	106,146
HERICK & OCHERSON INC	Form 5500 Not Filed	2131 MENDELHALL DR	NORTH LAS VEGAS	NV	89081	11	5	8,383	69,960.67	12	6,672	5	21,091	23	15,855	91,061	106,115
WASTI CONNECTION INC	Form 5500 Not Filed	1 WATERBURY SQUARE PL STE 100	THE WOODLANDS	TX	77380	20	5	6,473	40,472.73	36	12,610	5	46,386	56	18,533	87,307	106,092
EDUCATION INC	Form 5500 Not Filed	1320 N HAYDEN RD STE 140	SCOTTSDALE	AZ	85219	14	5	8,245	46,077.94	15	7,023	5	17,029	30	15,855	89,070	106,047
NEVADA LEGAL SERVICES INC	Form 5500 Not Filed	701 E BRIDGER AVE STE 700	LAS VEGAS	NV	89101	17	5	9,845	57,886.67	17	11,196	5	27,071	34	21,041	84,958	105,999
LIVE IT VEGAS CORPORATION	Form 5500 Not Filed	4075 E POST RD	LAS VEGAS	NV	89120	15	5	7,936	66,714.46	12	7,666	5	23,668	27	15,402	90,379	105,982
THE KISS GROUP	Form 5500 Not Filed	5157 LAS VEGAS BLVD S	LAS VEGAS	NV	89101	16	5	8,245	64,125.34	16	3,899	5	14,423	32	18,342	88,395	105,929
PANDA WINDOWS & DOORS-OPERAT	Form 5500 Not Filed	3415 BELLINGTON RD	NORTH LAS VEGAS	NV	89030	17	5	11,011	70,592.46	10	4,901	5	19,439	27	15,912	90,031	105,942
EDIEWATER GAMING LLC	Form 5500 Not Filed	PO BOX 283 NUC EXPRESS	ST LOUIS	MO	63166	33	5	11,402	66,866.97	34	7,523	5	20,142	67	28,925	87,009	105,934
MOUNTAIN WEST DEER-BALCHAART, PLLC	Form 5500 Not Filed	640 W MIDLAND LN	RENO	NV	89509	21	5	14,701	66,020.38	9	4,538	5	21,634	30	19,239	87,664	105,893
BANKS INC	Form 5500 Not Filed	303 N BUFFALO	LAS VEGAS	NV	89145	13	5	8,451	53,813.96	11	5,154	5	19,541	24	15,344	86,543	105,697
WALLY WOMBATS LLC	Form 5500 Not Filed	3165 N RAINBOW BLVD	LAS VEGAS	NV	89108	16	5	7,157	38,968.60	16	12,059	5	47,473	32	19,216	86,442	105,657
CVR INC	Form 5500 Not Filed	7330 SMOKE RUN RD PH	LAS VEGAS	NV	89128	11	5	7,859	63,809.84	8	7,154	5	27,780	19	15,013	90,590	105,602
NATIONAL FOUNDATION FOR THE CENTERS FOR DISEASE CONTROL AND PREVENTION INC	Form 5500 Not Filed	4000 PEACHTREE BLVD STE 1000	ATLANTA	GA	30308	14	5	11,422	84,008.83	14	5,077	5	23,663	28	18,937	88,184	105,602
HUNTLEIGH USA CORPORATION	Form 5500 Not Filed	PO BOX 14029	IRVING	TX	75049	16	5	9,290	63,741.15	14	3,733	5	15,122	30	16,623	88,864	105,486
LIBERTY MUTUAL GROUP INC	Form 5500 Not Filed	PO BOX 283	SANIT LOUIS	MO	63166	15	5	12,603	57,664.74	17	10,166	5	24,920	32	22,769	82,585	105,353
VEGAS MANAGEMENT GROUP INC	Form 5500 Not Filed	3000 KELLY WAY DR STE 140	CARROLLTON	TX	75006	10	5	6,245	40,122.08	10	8,968	5	20,077	20	16,277	78,207	105,

Appendices

Company Name	Form 5500	Address	City	State	Zip	Employees on Medicaid				Dependents on Medicaid				Total Employees and Dependents			
						Number	State Cost	Federal Cost	Number	State Cost	Federal Cost	Number	State Cost	Federal Cost	Cost		
SH OPERATIONS 2016, LLC	Form 5500 Not Filled	1 ROBERT TRENT JONES LANE	LAS VEGAS	NV	89141	14	5	1,997.5	48,232.55	16	5	12,235.5	42,784	30	15,232.5	83,017	103,248
RONALD JOE PETERSON	Form 5500 Not Filled	5200 BUFFINGTON RD	ATLANTA	GA	30349	11	5	6,913	18,926.07	21	5	17,570	58,812	32	24,483	77,738	101,221
COMMUNICATION ELECTRONIC SYSTEMS LLC	Form 5500 Not Filled	4080 E LAKE MEAD BLVD STE A	LAS VEGAS	NV	89115	13	5	9,172	52,148.67	13	5	7,247	33,649	26	16,419	85,800	102,219
JEWSH COMMUNITY CENTER INC	Form 5500 Not Filled	10700 HAYWARD LN	LAS VEGAS	NV	89131	11	5	5,460	15,456.00	11	5	7,022	14,762	22	14,784	83,351	100,133
TOP MANAGEMENT LLC	Form 5500 Not Filled	5450 W SAMARRA AVE STE 300	LAS VEGAS	NV	89146	16	5	7,857	49,148.60	22	5	11,357	48,375	38	19,214	87,724	104,938
CATALPA TEARINGS WEST LLC	Form 5500 Not Filled	2 AQUARIUM DR #10	GARDEN	NC	8103	13	5	7,208	64,871.31	12	5	7,093	22,697	25	14,301	87,570	103,871
BRACKEN RUP	Form 5500 Not Filled	125 HARBORVIEW COW DR STE 101	GRAND RAPIDS	MI	49504	14	5	8,949	54,744.00	14	5	4,961	12,415	28	15,276	89,421	101,697
BAKEMAN PLUMBING INC	Form 5500 Not Filled	4075 LOOSE ROAD	N LAS VEGAS	NV	89030	13	5	7,962	65,065.27	6	5	4,215	24,581	19	12,777	89,646	101,822
CLEVELAND CLINIC NEVADA	Form 5500 Not Filled	6803 BRICKVILLE DR WRK15	INDEPENDENCE	OH	44131	19	5	14,702	97,524.67	13	5	8,078	21,513	32	22,290	79,038	101,818
FOUNTAINHEAD SERVICES	4A or 4U Benefits Provided	1510 DUNBAR AVE	PHOENIX	AZ	85021	14	5	8,564	51,388.18	14	5	5,146	18,476	28	14,646	83,666	101,398
HOPE HEALTHCARE SERVICES	Form 5500 Not Filled	1155 W 47TH ST STE 224	RENO	NV	89503	17	5	11,835	71,718.07	12	5	4,911	13,226	29	16,745	84,944	101,206
LIBERTY PRESS NEVADA, LLC	Form 5500 Not Filled	4501 MITCHELL ST STE 8	NORTH LAS VEGAS	NV	89081	10	5	8,598	55,660.13	11	5	9,613	26,884	21	18,211	83,484	101,696
SNV PATROL FINANCING LLC	Form 5500 Not Filled	2600 W GERONIMO PL STE 100	CHANDLER	AZ	85224	18	5	8,078	65,479.57	12	5	6,869	21,122	30	14,947	86,601	101,638
GREAT PLAINS ENTERPRISES INC	Form 5500 Not Filled	PO BOX 13611	SLEEM	OR	97109	11	5	11,476	60,697.88	6	5	3,814	5,553	17	15,410	88,221	101,631
DONUTS OF LAS VEGAS LLC	Form 5500 Not Filled	3013 W HORIZON RDG #100	HENDERSON	NV	89092	18	5	8,026	47,784.82	18	5	12,582	13,691	34	22,166	79,456	101,622
PARKWAY FINANCING, LLC	Form 5500 Not Filled	7120 RAFAEL RIDGE WAY	LAS VEGAS	NV	89119	16	5	8,836	59,048.39	14	5	7,574	26,111	30	16,410	85,160	103,570
POWER TRAIN INDUSTRIES INC	Form 5500 Not Filled	7512 W ANTHONY AVE	GARDEN GROVE	CA	92824	13	5	8,815	55,644.20	14	5	10,905	28,012	27	17,740	85,656	101,380
HOLLY LLC	Form 5500 Not Filled	6445 S TENAYA WAY #150	LAS VEGAS	NV	89113	10	5	8,116	59,806.36	14	5	7,498	25,949	24	15,624	85,751	103,370
SUNBELT RETAILERS INC	Neither 4A or 4U Benefits Provided	2341 DIERFIELD DR	FORT MILL	SC	29715	14	5	9,026	58,284.77	15	5	7,918	26,042	29	16,944	84,324	101,268
ANDREY BAIN SERVICES INC	4A or 4U Benefits Provided	761 SHORELINE DR	AURORA	IL	60504	14	5	8,564	65,114.66	10	5	6,300	12,203	24	14,946	88,317	101,263
BRINKS INC	Form 5500 Not Filled	555 DIVIDEND DR #100	COPPELL	TX	75019	17	5	7,900	47,696.77	17	5	10,283	17,536	34	17,583	83,613	101,216
KIMCHI LAS VEGAS INC	Form 5500 Not Filled	2560 MONTESSORI ST STE 208	LAS VEGAS	NV	89117	12	5	9,589	56,334.64	11	5	6,482	28,276	23	16,071	85,101	101,172
SATEEN D NINE COMPANY INC	Form 5500 Not Filled	13425 WILBURY RD STE 100	NEWBURGH PARK	CA	91320	12	5	9,421	42,830.31	13	5	10,861	38,807	25	20,282	89,877	101,159
FOURMILE LLC	Form 5500 Not Filled	752 S VIRGINIA ST	RENO	NV	89501	10	5	8,291	45,408.41	12	5	12,869	21,151	22	17,955	79,960	101,064
TRANSPORTATION CONCEPTS INC	Form 5500 Not Filled	4590 Tripps Street	COMMERCIAL	CA	90022	13	5	9,707	75,376.34	7	5	3,323	12,617	20	13,030	88,013	101,041
HR ADVANTAGES, LLC	Form 5500 Not Filled	2880 E 3300 S # 1	SALT LAKE CITY	UT	84002	10	5	4,813	28,813.90	10	5	20,788	46,796	20	25,601	75,428	101,029
CELEK SOLUTIONS GROUP, LLC	Form 5500 Not Filled	4100 WAGON TRAIL AVE	LAS VEGAS	NV	89118	11	5	8,760	51,248.00	17	5	12,479	27,187	28	19,479	82,407	100,883
BRIILLANT GENERAL MAINTENANCE	Form 5500 Not Filled	954 CHESTNUT STREET	SAN JOSE	CA	95115	10	5	5,727	42,260.35	15	5	15,577	37,306	25	21,084	79,567	100,870
BOB'S DISCOUNT FURNITURE LLC	4A or 4U Benefits Provided	143A TOLLAND PINE	MANCHESTER	CT	6042	10	5	9,215	50,574.81	14	5	11,657	29,362	25	20,872	79,937	100,809
ADVANCED SOUNDING LLC	Form 5500 Not Filled	445 WILKINSON BLVD	LAKE CHARLES	LA	70601	10	5	10,020	43,428.00	14	5	13,996	24,478	24	19,472	80,236	100,715
WFM RESTORATION LLC	Form 5500 Not Filled	254 VIA MALIBU CT	HENDERSON	NV	89074	8	5	4,164	32,273.97	11	5	17,204	46,972	21	21,658	73,146	100,601
COMPREHENSIVE EYE CARE HOLDINGS II, LLC	Form 5500 Not Filled	2800 W HORIZON RIDGE PKWY STE 120	HENDERSON	NV	89092	17	5	11,474	69,714.43	13	5	6,029	13,325	28	17,503	83,039	100,542
ADN NEW LLC	Form 5500 Not Filled	250 N KANGAS AVE	WICHITA	KS	67214	12	5	16,913	60,555.79	11	5	5,138	17,758	23	22,951	78,314	100,365
ADVANCED CYCLING NEVADA INC	Form 5500 Not Filled	4900 ENGINEERS WAY STE 101	ALTA LAS VEGAS	NV	89081	14	5	8,498	62,819.76	15	5	9,880	35,873	29	16,877	80,191	100,245
ROCKY TOP PMA LLC	Form 5500 Not Filled	5200 BUFFINGTON RD	ATLANTA	GA	30349	14	5	8,076	54,103.76	13	5	11,845	26,182	27	19,921	80,286	100,207
ARMAC CONSTRUCTION LLC	Form 5500 Not Filled	PO BOX 4616	CARSON CITY	NV	89702	10	5	7,929	70,310.46	7	5	2,981	18,954	25	10,910	89,264	100,175
REED SERVICES LLC	Neither 4A or 4U Benefits Provided	PO BOX 300	OMAHA	NE	68102	10	5	8,085	45,408.00	10	5	7,616	20,821	20	15,211	80,821	100,042
HENDERSON-HY, LLC	Form 5500 Not Filled	460 N BOULDER HWY	RENO	NV	89015	16	5	7,845	63,394.17	8	5	8,961	19,807	24	18,806	84,301	100,107
DEAR VU SHOWROOMS OF LAS VEG	Form 5500 Not Filled	8252 E LANSING RD	DURAND	MI	48429	10	5	10,963	66,714.42	10	5	5,475	14,887	28	16,438	83,551	99,989
ADVANTAGE SALES & MARKETING LLC	4A or 4U Benefits Provided	PO BOX 283 NUC EXPRESS	IRVINE	CA	92614	10	5	9,215	45,408.00	10	5	6,216	12,478	20	17,696	80,728	99,946
ATLANTIC PAVILION SERVICES LLC	Form 5500 Not Filled	623 LIBERTY AVE #210	PITTSBURGH	PA	15222	12	5	9,084	66,660.39	6	5	4,038	20,159	18	13,122	86,819	99,942
WESTERN ELITE ENVIRONMENTAL INC	Form 5500 Not Filled	2745 N WELLS BLVD	LAS VEGAS	NV	89115	5	5	12,459	47,976.16	13	5	9,610	29,894	18	22,089	77,870	99,939
NEVADA RENOVATIONS, INC	Form 5500 Not Filled	1445 TERMINAL WAY STE 1	RENO	NV	89502	12	5	6,416	45,408.00	11	5	5,048	11,681	23	15,735	80,086	99,929
HEAD START OF NORTHEASTERN NV	Form 5500 Not Filled	1280 GOLF COURSE ROAD	EILKO	CA	95901	10	5	2,994	11,416.69	24	5	24,639	60,714	34	27,613	72,131	99,763
DUSTIN INDUSTRIES CORPORATION	Form 5500 Not Filled	104 LAUREL AVE	LAS VEGAS	NV	89010	10	5	4,953	40,560.40	10	5	13,645	40,436	20	18,588	80,999	99,596
POURTECH, LLC	Form 5500 Not Filled	8313 MARKET ST	RENO	NV	89511	13	5	8,163	49,280.00	13	5	12,270	18,833	26	19,119	82,137	99,547
VEE GROUP VENTILAN, LLC	Form 5500 Not Filled	1377 LAS VEGAS BLVD S STE 2410	LAS VEGAS	NV	89109	14	5	10,763	60,442.22	12	5	8,199	18,122	26	18,862	80,564	99,526
EUGENE BURGER MGMT CORP OF NV	Form 5500 Not Filled	PO BOX 283 NUC EXPRESS	ST LOUIS	MO	63166	10	5	9,748	59,402.00	12	5	7,424	22,904	22	17,172	80,306	99,478
SUNSHINE HORTICULTURE MGMT LP	Form 5500 Not Filled	PO BOX 2830 NUTCRUM CT THD	ST LOUIS	MO	63128	10	5	10,303	57,808.00	13	5	12,444	22,044	23	22,044	77,422	99,465
FOUNDATION BUILDING MATERIALS LLC	Neither 4A or 4U Benefits Provided	2520 REDHILL AVE	SANTA ANA	CA	92705	15	5	9,375	47,525.85	18	5	12,691	29,830	33	22,065	87,356	99,422
LV RESTAURANT MANAGEMENT CORP	Form 5500 Not Filled	4717 W POST RD STE 110	RENO	NV	89118	10	5	8,144	34,057.40	14	5	8,164	48,977	24	16,068	83,034	99,342
HAN CREEK TONOPAH EMPLOYER COMPANY LLC	Form 5500 Not Filled	2 PINE ST	EMERY	NE	68333	28	5	14,540	67,959.54	26	5	4,962	11,824	64	19,502	79,784	99,286
NEWYORK & LONGPAIN EMPLOYER INC	Neither 4A or 4U Benefits Provided	6600 ANVILLA EAPRART CT #B	LAS VEGAS	NV	89139	13	5	8,951	51,983.64	12	5	8,391	17,023	25	17,023	85,177	99,259
PO BOX 1630	Form 5500 Not Filled	PO BOX 1630	ALBANY	NY	97321	17	5	15,865	73,367.46	11	5	3,055	6,792	28	19,820	80,119	99,039
SOUTH IYON HEALTH CENTER INC	Neither 4A or 4U Benefits Provided	PO BOX 940 SUIHMAN RES	YERINGTON	NV	89647	24	5	5,373	38,220.55	34	5	12,738	44,706	58	18,111	80,927	99,037
HANDBAKER INC	Form 5500 Not Filled	436 W SHERBORN AVE	INGWENWOOD	CA	95901	13	5	8,661	48,423.61	13	5	8,077	21,086	26	13,996	80,022	98,997
IMMACULATE DIVINE LLC	Form 5500 Not Filled	6000 S EASTERN ST #C	LAS VEGAS	NV	89119	14	5	7,377	64,478.48	14	5	6,185	21,008	28	13,512	85,486	98,998
JW GAMING LLC	Form 5500 Not Filled	211 5TH ST	ELV	NV	89501	16	5	8,280	72,427.97	7	5	2,076	16,138	23	10,336	86,617	98,974
BEIGER DREAMS LAS VEGAS I	Form 5500 Not Filled	16339 FARBFIELD RANCHO DR	CHINO HILLS	CA	91709	14	5	9,578	51,568.00	14	5	4,216	13,028	28	13,237	82,643	98,924
INC-MANAGER LLC	Form 5500 Not Filled	475 S GRAND CENTRAL PKWY STE 1615	LAS VEGAS	NV	89106	12	5	8,208	73,868.94	5	5						

Appendices

Company Name	Form 5500	Address	City	State	Zip	Employees on Medicaid			Dependents on Medicaid			Total Employees and Dependents			
						Number	State Cost	Federal Cost	Number	State Cost	Federal Cost	Number	State Cost	Federal Cost	Cost
ENERGY MECHANICAL INSULATION	Form 5500 Not Filed	4005 W DEWEY DR	LAS VEGAS	NV	89118	13	5	7,794	5,959.98	9	3,586	22	15,681	79,583	95,264
VITAMIN COTTAGE NATURAL FOOD	Neither 4A or 4U Benefits Provided	136122 W ALAMEDA PKWY	LAKEWOOD	CO	80228	16	13	16,678	73,559.25	3	1,492	15	15,170	80,004	96,175
AHC OF RENO, LLC	Form 5500 Not Filed	961 KUNENI ST	RENO	NV	89502	16	5	14,275	55,848.97	16	7,901	32	21,176	73,968	95,144
SMELCO, LLC	Form 5500 Not Filed	2290 S RAINBOW BLVD	LAS VEGAS	NV	89146	15	5	7,285	14,462	25	21,741	25	21,741	93,598	94,588
COCA-COLA COMPANY, THE	Neither 4A or 4U Benefits Provided	PO BOX 1734 PRYCP147	ATLANTA	GA	30313	15	5	7,768	57,661.22	10	7,453	20	15,221	78,959	95,081
JAMY INC	Form 5500 Not Filed	3777 N CARSON ST	CARSON CITY	NV	89706	11	5	6,272	54,047.55	9	5,679	25	11,951	83,130	95,089
MAESTROS LAST MILE LLC	Form 5500 Not Filed	7200 GRANDON PARK AVE	LAS VEGAS	NV	89131	11	5	6,272	54,047.55	9	5,679	25	11,951	83,130	95,089
LA MOJARRA COCA & GRILL	Form 5500 Not Filed	326 MANDARIN HILL LN	HENDERSON	NV	89012	11	5	7,839	60,826.99	11	6,060	20	13,899	81,129	94,967
DAVEY MANAGEMENT INC	Form 5500 Not Filed	2797 S MARIANO WAY	LAS VEGAS	NV	89109	10	5	6,812	45,366.71	14	11,751	24	15,562	76,399	94,967
BLUE RIBBON SUSHI BAR AND GR	Form 5500 Not Filed	4127 1/2 POST RD	LAS VEGAS	NV	89118	10	5	6,812	45,366.71	14	11,751	24	15,562	76,399	94,967
WHELAN EVENT STAFFING SERVICES, INC	Form 5500 Not Filed	3789 S LAS VEGAS BLVD	LAS VEGAS	NV	89109	10	5	6,801	38,489.45	13	11,427	25	19,830	74,801	94,811
NOMAS CUSINE LLC	Form 5500 Not Filed	1699 S HANLEY RD STE 350	BRENTWOOD	MO	63144	7	7	8,417	65,308.91	7	3,340	15	11,757	52,906	94,663
QUEST SOFTWARE INC	Form 5500 Not Filed	1780 W FLAMINGO RD STE 100	LAS VEGAS	NV	89103	17	5	10,991	56,552.68	12	6,414	28	16,405	76,308	94,613
QUEST LOGISTICS LLC	4A or 4U Benefits Provided	106 WEST TOLLES DR	SPARKS	NV	89439	17	5	9,326	69,909.09	7	3,996	24	13,322	83,231	94,568
AMICA MUTUAL INSURANCE COMPAN	Form 5500 Not Filed	1385 GREG ST STE 106	SPARKS	NV	89431	15	5	11,725	59,777.45	13	6,486	28	18,211	76,126	94,538
QUEY SUPPLY CHAIN SERVICES	Form 5500 Not Filed	PO BOX 6008	PROVIDENCE	RI	02940	16	5	13,356	64,622.88	10	5,142	26	18,498	75,987	94,485
NEW DAY LOGISTICS LLC	Form 5500 Not Filed	3120 VECCHIO DR	SPARKS	NV	89434	16	5	8,886	55,359.32	17	6,091	28	14,072	79,388	94,374
BIGGS & KIDS MARKET INC	Form 5500 Not Filed	7223 1/2 THE EAST ST	SPARKS	NV	89436	11	5	7,412	48,007.85	21	8,062	25	15,464	78,907	94,370
CREAT SAIT LAKE ELECTRIC INC	4A or 4U Benefits Provided	8540 S SANDY PARKWAY	LAS VEGAS	NV	89118	9	5	6,523	53,627.60	10	5,463	20	11,995	82,330	94,265
J & B FLOORING INC	Form 5500 Not Filed	4140 W BEND AVE	LAS VEGAS	NV	89118	13	5	5,687	43,079.81	14	10,994	24	16,681	77,653	94,333
EXECUTIVE PERSONAL COMPUTERS	4A or 4U Benefits Provided	9990 Old Olive St Rd	ST LOUIS	MO	63141	12	5	6,063	45,839.55	11	10,171	22	16,234	78,073	94,307
PS DENTAL WELLER, PC	Form 5500 Not Filed	1111 S CASINO CENTER BLVD	LAS VEGAS	NV	89104	11	5	6,026	51,427.19	11	8,549	22	14,578	76,683	94,298
CHICOS RETAIL OPERATIONS INC	Form 5500 Not Filed	11313 METRO PKWY	LAS VEGAS	NV	89183	11	5	11,212	62,075.70	9	5,671	24	16,883	77,180	94,262
HAIKENRISSE LLC	Form 5500 Not Filed	8925 S EASTERN AVE	LAS VEGAS	NV	89183	9	5	7,994	37,294.02	12	9,084	22	17,078	76,956	94,034
ITALIAN AMERICAN CLUB OF S NV	Form 5500 Not Filed	2313 J SAHARA AVE	LAS VEGAS	NV	89104	15	5	9,340	70,423.97	5	2,952	16	12,292	83,726	94,027
HEALTH SERVICES INC	Form 5500 Not Filed	9035 PATRICK LN, STE 17	LAS VEGAS	NV	89121	11	5	10,960	52,131.01	11	7,291	23	18,251	77,895	94,027
CALIFORNIA SIERRA EXPRESS	Neither 4A or 4U Benefits Provided	4965 JOLIE ST	RENO	NV	89502	12	5	10,369	44,131.01	14	10,198	26	20,497	73,998	93,965
REMEDY INTELLIGENT STAFFING LLC	Form 5500 Not Filed	1845 SATELLITE BLVD STE 300	DULUTH	GA	30097	14	5	9,928	66,841.36	8	4,221	22	14,149	79,799	93,938
DIAMOND PLASTICS CORP	Form 5500 Not Filed	26 NORTHERN INDUSTRIAL RD N	WILMINGTON	DE	19802	12	5	8,095	49,684.87	10	5,444	22	13,539	78,428	93,888
SNT SPRING MOUNTAIN LLC	Neither 4A or 4U Benefits Provided	PO BOX 1608	GRAND ISLAND	NE	68802	14	5	11,338	78,076.25	10	5,376	22	17,214	75,923	93,848
PREVENTIVE PEST CONTROL LAS V	Form 5500 Not Filed	650 S MAIN ST	LAS VEGAS	NV	89101	10	5	10,145	65,507.36	9	4,878	28	15,023	81,311	93,835
THOMASCON CONSTRUCTION INC	Form 5500 Not Filed	3566 PILLARS AVE STE 3A	LAS VEGAS	NV	89103	12	5	6,053	38,527.13	21	12,942	33	18,995	74,872	93,822
36STIE ROOFING INC	Form 5500 Not Filed	198 S BROOKS AVE STE 305	NORTH LAS VEGAS	NV	89030	13	5	6,884	51,455.25	15	15,687	29	20,574	93,809	93,822
SUNRIM INSTALLATION SERVICES	Form 5500 Not Filed	775 FERD LN #200	SAN LUIS OBISPO	CA	93401	8	5	7,771	66,127.87	8	4,968	17	12,739	89,876	93,715
METRO MILITARY INSURANCE COMP	Neither 4A or 4U Benefits Provided	1827 West Broadway	COLUMBIA	MO	65201	12	5	6,996	47,384.31	16	10,760	28	17,756	75,923	93,672
MERRELL, LLC	Form 5500 Not Filed	1991 N RAINBOW BLVD	LAS VEGAS	NV	89108	14	5	8,111	41,344.38	11	11,096	25	19,207	81,345	93,611
CORPORATE FLIGHT INTL INC	Form 5500 Not Filed	1430 JET STREAM DR STE 120	HENDERSON	NV	89052	12	5	9,915	55,838.17	13	6,199	27	16,114	77,193	93,307
PHYSICIAN SOURCE HOME HEALTH CARE	Form 5500 Not Filed	2000 SOUTHWEST PARKWAY STE 250	LAS VEGAS	NV	89101	11	5	6,282	50,455.25	10	5,267	22	11,549	76,723	93,247
GOING PLACES	Form 5500 Not Filed	445 S VIRGINIA ST FL 4	RENO	NV	89501	11	5	24,610	63,356.88	10	4,713	21	19,323	73,728	93,121
ANZA MANAGEMENT COMPANY	Form 5500 Not Filed	2280 UNIVERSITY DR	NEWPORT BEACH	CA	92660	11	5	10,118	38,994.69	18	11,551	29	21,669	71,433	93,100
SANA NETWORK FREIGHT LINE LLC	Neither 4A or 4U Benefits Provided	PO BOX 22676 NERSTHOVEN	DALLAS	TX	75222	9	5	5,344	42,199.49	16	11,594	25	16,987	76,167	93,093
BIONICUS LLC	Form 5500 Not Filed	3663 S LAS VEGAS BLVD #183	LAS VEGAS	NV	89109	10	5	10,310	62,075.70	16	10,310	23	20,621	73,812	93,071
WOW FOODS GROUP	Form 5500 Not Filed	1302 OLD KNOLL DR	WYLLIE	TX	75098	9	5	9,892	51,979.99	9	4,864	21	14,758	72,262	92,917
AMBI GROUP INC	Form 5500 Not Filed	1165 ANNIE OAKLEY DR	LAS VEGAS	NV	89120	10	5	8,438	54,644.39	8	2,070	18	15,456	77,142	92,750
CANAL SERVICES INC	Form 5500 Not Filed	6300 SENSEN CORPORATE DR	LAS VEGAS	NV	89129	10	5	8,156	50,455.25	10	5,156	23	13,312	70,589	92,750
LAS VEGAS 3634 INC	Form 5500 Not Filed	8306 WALSHIRE BLVD	BEVERLY HILLS	CA	90211	14	5	7,354	45,315.72	11	11,235	26	18,589	71,957	92,547
VISTA COMMONS INVESTMENTS LLC	Form 5500 Not Filed	4100 W FLAMINGO RD STE 1100	LAS VEGAS	NV	89103	11	5	8,528	41,988.69	14	8,884	25	17,412	75,099	92,510
SECURITY REALTY INC	4A or 4U Benefits Provided	1515 WINDY HILL DR	IRVING	TX	75038	11	5	7,513	45,315.72	11	5,513	23	13,026	72,793	92,497
TWIN RESTAURANT INTL LLC	Form 5500 Not Filed	5151 BELTLINE RD #1000	DALLAS	TX	75254	13	5	7,615	50,224.32	11	9,125	26	16,745	75,734	92,479
INNOVATIVE AIR LLC	Form 5500 Not Filed	6211 DEAN MARTIN DR	LAS VEGAS	NV	89118	16	5	7,031	57,016.29	14	7,297	26	14,328	76,046	92,375
FS AUTOMOTIVE LLC	Form 5500 Not Filed	7498 W AZURE DR	LAS VEGAS	NV	89130	15	5	6,856	45,908.19	18	12,120	33	18,976	73,370	92,346
ROYAL LANE HOSPITALITY LLC	Form 5500 Not Filed	4138 ROYAL LANE	LAS VEGAS	NV	89109	14	5	7,268	49,424.09	16	9,254	30	14,512	71,891	92,317
TALROSE SHARED SERVICES LLC	Neither 4A or 4U Benefits Provided	8380 ROGERSDALE RD	HOUSTON	TX	77072	12	5	8,091	59,425.48	6	4,959	15	13,050	79,178	92,229
EMPLOY USA INC	Form 5500 Not Filed	350 e 96th ave	WESTMONT	IL	60559	8	5	7,091	60,760.55	8	4,075	17	11,166	83,005	92,167
ENERGY MAINTENANCE DIVISION	Form 5500 Not Filed	5025 S DORACINE ST #800	GENEVA	IL	60137	11	5	8,095	49,425.48	8	4,248	15	12,725	82,382	92,167
GEOGRAPHIC GROUNDS MANAGEMENT INC	Form 5500 Not Filed	27413 TOURNEY RD	VALENCIA	CA	91315	11	5	8,495	58,249.39	21	11,738	32	17,113	74,938	92,061
MERCHANTS BUILDING MAINT LLC	Form 5500 Not Filed	1190 MONTEPEL PASS RD	MONTEPEL PARK	CA	91754	17	5	6,051	34,974.48	17	13,876	27	19,927	72,048	91,977
MOUNTAIN VIEW EXPRESS	4A or 4U Benefits Provided	180 N BOX 3568	MANITOWOC	WI	53236	10	5	8,200	50,455.25	10	5,328	22	12,808	70,200	91,926
BATTLE BORN LLC	Form 5500 Not Filed	7624 N POST RD STE B	LAS VEGAS	NV	89113	10	5	8,688	67,750.14	10	5,338	22	14,045	77,770	91,816
REBORN CABINETS	Neither 4A or 4U Benefits Provided	5515 E LA PALMA AVENUE, SUITE 250	ANNARHEIM	CA	92807	16	5	7,987	71,881.41	6	3,013	23	11,000	89,813	91,813
BELITE SYSTEMS GROUP LLC	Form 5500 Not Filed	PO BOX 283 NUC EXPRESS	ST LOUIS	MO	63166	12	5	5,847	48,372.02	11	7,792	22	13,639	78,147	91,786
QUEST ACADEMY PREPARATORY EDU	Form 5500 Not Filed	4025 WALKER AVE	LAS VEGAS	NV	89130	10	5	6,783	45,315.72	11	4,361	19	13,671	73,871	91,757
JOY ENGINEERING INC	Form 5500 Not Filed	PO BOX 19219	RENO	NV	89110	11	5	4,845	32,128.91	19	15,249	30	20,094	71,547	91,640
ARMOROCK LLC	Neither 4A or 4U Benefits Provided	PO BOX 60008	BOULDER CITY	NV	89066	10	5	7,681	41,836.10	16	7,867	29	16,338	76,232	91,570
MC MANUFACTURING CO	Form 5500 Not Filed	PO BOX 283 NUC EXPRESS	ST LOUIS	MO	63166	12	5	5,925	45,315.72	10	5,129	24	11,254	73,262	91,554
PREMIER MAGNESA INC	4A or 4U Benefits Provided	PO BOX 177	GABBS	NV	89409	19	5	10,745	30,746.65	19	14,083	31	21,564	63,981	91,545
NEVADA CAREER EDUCATION INC	Form 5500 Not Filed	5150 S DECATUR BLVD	LAS VEGAS	NV	89118	12	5	11,392	60,1						

Appendices

Company Name	Form 5500	Address	City	State	Zip	Employees on Medicaid			Dependents on Medicaid			Total Employees and Dependents				
						Number	State Cost	Federal Cost	Number	State Cost	Federal Cost	Number	State Cost	Federal Cost		
CARNEGIE HIGHTS LP	Form 5500 Not Filed	920 NW BOND ST STE 209	BEND	OR	97703	14	5	19,418	5	4,594	16,946	21	17,017	76,673	88,685	
AMERICAN PAVEMENT PRESERVATIO	Neither 4A or 4U Benefits Provided	4725 E CARTER AVE	LAS VEGAS	NV	89115	13	5	10,328	4	1,588	5,510	17	15,916	76,557	88,472	
LSI CENTERS OF NEVADA INC	Form 5500 Not Filed	PO BOX 283 NUC EXPRESS	ST LOUIS	MO	63166	27	5	6,240	43,348.29	22	7,281	15,011	49	14,101	74,339	88,460
CORNWALLS RENO LLC	Form 5500 Not Filed	900 NEZEL LN	RENO	NV	89502	15	5	11,558	5,458	8	7,894	28	15,804	69,601	85,405	
CROWN CORB INC	Neither 4A or 4U Benefits Provided	7100 W 21ST AVE	GARY	IN	46486	5	6	6,762	55,834.36	8	6,274	19,484	18	14,376	75,338	88,714
CLARK COUNTY WATER RECLAIMATIO	Form 5500 Not Filed	1585 E FLAMINGO RD	LAS VEGAS	NV	89122	13	5	6,992	40,205.57	14	7,877	33,149	27	14,036	73,355	87,331
MT TRUCKING LLC	Form 5500 Not Filed	4700 COPPER SAGE ST	LAS VEGAS	NV	89113	13	5	6,762	55,437.57	12	7,539	27,462	26	12,574	71,465	84,039
DREYHETZ CAR SALES COMPANY L	Form 5500 Not Filed	1720 E RIO SALADO PKWY	TEMPE	AZ	85281	10	5	7,526	30,114.73	14	11,759	38,872	20	18,405	68,997	85,282
BATTLE MOUNTAIN GENERAL HOSPI	Form 5500 Not Filed	PO BOX 283 NUC EXPRESS	ST LOUIS	MO	63166	25	5	7,437	34,708.88	35	10,965	34,956	60	19,283	69,665	85,068
SCHEIDT & BOND	Form 5500 Not Filed	158 Pioneer Blvd	RENO	NV	89501	11	5	6,825	54,521.25	12	8,552	35,523	23	17,255	70,099	87,354
PURE MEXICAN GRILL LLC	Form 5500 Not Filed	3049 LAS VEGAS BLVD STE 1N	LAS VEGAS	NV	89109	15	5	6,230	53,809.75	15	7,467	31,740	31	14,927	73,660	87,338
FUE TECHNICAL GROUP LLC	4A or 4U Benefits Provided	6580 L INDELL RD STE 800	LAS VEGAS	NV	89118	10	5	8,499	52,647.64	9	5,804	20,945	19	14,303	73,591	87,895
ROADRUNNER DRIVEWAY CORP	Form 5500 Not Filed	7777 E PARADISE LN STE 102	KODOTVILLE	AZ	85260	8	5	3,565	17,379.95	23	18,231	48,735	31	21,796	66,095	87,891
RENTON NORTH AMERICA	Neither 4A or 4U Benefits Provided	1125 BRICKBURN BLVD STE 150	WYOMING	PA	19610	9	5	5,007	45,068.81	8	4,001	15,499	17	10,368	77,451	87,781
IGN HOLDINGS LLC	Form 5500 Not Filed	300 6TH AVE	PITTSBURGH	PA	15222	14	5	8,369	53,033.81	8	4,922	23,397	22	13,291	67,222	83,722
VIN SAVAGE LLC	Form 5500 Not Filed	4050 W SUNSET RD STE D	LAS VEGAS	NV	89118	14	5	9,341	60,367.44	13	5,123	12,817	27	14,464	73,184	87,649
HEALTH & CARE PROF NETWORK L	Form 5500 Not Filed	4800 W FLAMINGO RD STE 25	LAS VEGAS	NV	89113	8	5	7,398	55,235.76	7	4,892	21,338	15	12,591	75,554	87,638
NEVADA CHILDREN'S FUNDATION	Neither 4A or 4U Benefits Provided	2300 EAGLE VLY RANCH RD	CARSON CITY	NV	89703	21	5	8,669	52,673.83	22	7,617	18,622	43	16,286	71,296	87,582
AMERICAN THUNDER LLC OBA TEAM CHEVROLET	Form 5500 Not Filed	5500 DIXIEE RD	LAS VEGAS	NV	89130	10	5	9,395	66,349.56	7	3,658	8,086	21	13,053	74,456	87,498
JOBS FOR NEVADA'S GRADUATES I	Form 5500 Not Filed	4045 S BUFFALO RD-101-129	LAS VEGAS	NV	89147	15	5	8,234	57,726.76	13	6,815	30,681	28	15,098	73,418	87,456
CAMPAGNI AUTOMOTIVE RESOURCES	4A or 4U Benefits Provided	PO BOX 3600	CARSON CITY	NV	89702	19	5	8,025	63,424.67	11	3,236	14,739	30	11,262	78,144	87,395
COOPER BLINE INC	Form 5500 Not Filed	1000 EATON BLVD	CLEVELAND	OH	44122	10	5	8,479	53,595.70	7	4,073	23,212	17	12,559	76,808	87,360
TRUCK NORTH HEALTH NAVIGATION LLC	Neither 4A or 4U Benefits Provided	3455 WINGSBY CT STE 102	WENNER	CO	80216	15	5	7,114	64,006.46	6	3,557	12,648	21	10,682	76,664	87,323
CASCADE LIVING GROUP MANAGEMENT, LLC	Form 5500 Not Filed	19319 N CREEK PKWY STE 102	BOTHELL	WA	98011	10	5	5,007	45,068.81	8	7,022	12,929	18	12,929	74,393	87,321
SAMARA MOTORS UNLIMITED LLC	Form 5500 Not Filed	2714 E SAHARA AVE	LAS VEGAS	NV	89104	13	5	9,625	63,406.48	6	4,415	9,788	16	15,440	73,164	87,204
PAIN SPECIALTY HOSPITAL OF RENO LLC	Form 5500 Not Filed	1818 GOOD HOPE RD	INDIA	PA	17025	10	5	8,330	52,775.94	11	7,804	35,291	21	14,634	73,567	87,201
NEVADA DRAGONRIDGE LLC	Form 5500 Not Filed	152 S STEPHANE ST	HENDERSON	NV	89023	12	5	8,217	44,102.12	15	14,102	31,811	27	28,214	83,215	87,151
ACADEMIA NEVADA LLC	Form 5500 Not Filed	89119	LAS VEGAS	NV	89119	8	5	5,837	40,997.62	14	11,155	22,525	22	18,967	73,151	87,120
SILVER LANDS INC	Form 5500 Not Filed	2901 S HIGHLAND DR #15A	LAS VEGAS	NV	89109	9	5	4,620	38,223.35	16	9,202	35,025	25	14,822	73,248	87,070
NEVADA CONCRETE LLC	Form 5500 Not Filed	8051 CONCRETE DRIVE	LAS VEGAS	NV	89115	14	5	8,245	25,144.06	16	14,465	23,026	30	28,931	64,821	86,966
NEVADA VIRTUAL CHARTER SCHOOLS	Form 5500 Not Filed	8965 S EASTERN AVE STE 330	LAS VEGAS	NV	89123	10	5	12,938	67,262.05	11	6,609	14,607	21	19,547	67,220	86,776
SAHARA CONCRETE INC	Form 5500 Not Filed	4265 ARVILLI ST STE C	LAS VEGAS	NV	89103	13	5	6,610	49,591.00	10	7,130	23,444	20	13,740	73,035	86,776
RUN WALK LLC	Form 5500 Not Filed	PO BOX 3010	LAS VEGAS	NV	89173	11	5	9,412	55,507.76	7	6,157	15,696	18	15,509	73,024	86,773
IGCOBAM INC	4A or 4U Benefits Provided	PO BOX 740 BARNETT ASSO	GARDEN CITY	NV	11530	10	5	8,288	55,460.97	10	7,702	13,990	21	15,499	73,766	86,731
NORBORING	Form 5500 Not Filed	7046 EL PARQUE AVE	LAS VEGAS	NV	89117	12	5	6,902	48,238.30	8	6,043	25,489	20	12,945	73,707	86,692
PRIMECARE BENEFITS GROUP INC	Form 5500 Not Filed	7870 W SAHARA AVE	LAS VEGAS	NV	89117	10	5	8,266	47,938.08	8	6,965	23,466	18	15,231	73,400	86,632
RIEHL MARTINI LAS VEGAS LLC	Form 5500 Not Filed	7900 W MEMORIAL RD	LAS VEGAS	NV	89112	10	5	8,266	47,938.08	8	6,965	23,466	18	15,231	73,400	86,632
HUNI STEEL LLC	Form 5500 Not Filed	330 W UTAH AVE	LAS VEGAS	NV	89102	10	5	6,656	51,633.04	10	8,542	19,716	22	15,198	73,149	86,547
PROICIENT PARTS & BACKYARD	Form 5500 Not Filed	3310 S VALLEY VIEW RD	LAS VEGAS	NV	89102	10	5	5,642	40,287.79	26	10,065	30,493	36	15,707	70,781	86,488
LANE 4U BENEFITS PROVIDED	Form 5500 Not Filed	2225 S 12TH HIGHWAY 95	KENOSHA	WI	53141	23	5	8,028	49,588.24	23	16,234	37,840	46	26,468	68,766	86,448
GRATA VITAL	Form 5500 Not Filed	424 VERNON ST	ROSELVILLE	GA	30528	13	5	6,805	48,065.68	13	7,760	33,789	26	15,565	73,853	86,423
PRO UNLIMITED INC	4A or 4U Benefits Provided	999 STEWART AVE STE 100	BETHPAGE	NV	11714	7	5	11,001	43,590.93	5	10,497	23,200	12	21,498	64,791	86,288
LAS VEGAS RETIREMENT RESERVA	Neither 4A or 4U Benefits Provided	8650 W TROPICANA AVE STE B107	LAS VEGAS	NV	89147	14	5	6,152	38,908.77	15	9,902	31,320	29	16,054	70,229	86,283
AMERICAN NATIONAL INSULATION INC	Form 5500 Not Filed	15 W WILLIAMSON BLVD	DAYTON	OH	45422	12	5	4,391	37,860.04	13	4,803	13,213	25	14,397	63,465	86,273
STEVEN MADDEN RETAIL INC	Form 5500 Not Filed	300 BOX 66744 NUC EXPRESS	ST LOUIS	MO	63166	12	5	6,585	40,927.72	14	8,396	30,285	26	14,711	71,213	86,194
DAUJ CHICKEN & BAKERY	Form 5500 Not Filed	7963 GLEBEY ST	LAS VEGAS	NV	89123	14	5	6,835	45,521.81	13	7,876	26,345	27	14,981	73,467	86,178
CROSSMARK INC	4A or 4U Benefits Provided	1925 STATE HIGHWAY 137 STE 100	LEWISVILLE	TX	75068	12	5	7,956	49,212.42	12	8,431	23,742	24	23,389	63,549	86,178
JING LAS VEGAS	Form 5500 Not Filed	1980 FESTIVAL PLAZA DR	LAS VEGAS	NV	89135	18	5	10,187	49,146.73	8	4,676	22,056	26	14,863	71,201	86,066
SENTE DEVELOPMENT INC	Form 5500 Not Filed	1013 GALLERIA BLVD STE 215	ROSELVILLE	GA	30578	12	5	8,269	44,234.30	16	9,455	24,045	28	17,724	66,279	86,003
LAS VEGAS GOLF LLC	Form 5500 Not Filed	5020 W SAHARA AVE	LAS VEGAS	NV	89136	10	5	8,266	47,938.08	14	10,065	30,493	24	18,353	67,441	85,996
TRIPADVISOR LLC	4A or 4U Benefits Provided	400 1ST AVE	NEEDHAM	MA	2494	10	5	10,889	48,654.24	13	7,311	19,096	23	18,220	67,250	85,970
MAMMOTH UNDERGROUND LLC	Neither 4A or 4U Benefits Provided	421 W BONANZA	LAS VEGAS	NV	89106	10	5	10,093	48,232.39	11	5,525	22,077	21	15,618	70,309	85,928
HEALTH COALITION OF YON	Form 5500 Not Filed	PO BOX 517	DAYTON	OH	45403	12	5	5,243	29,046.05	22	15,086	38,307	34	20,429	65,353	85,782
F&L LLC	Form 5500 Not Filed	1050 E FLAMINGO RD STE R280	LAS VEGAS	NV	89139	10	5	6,565	56,461.51	17	7,451	19,812	27	14,016	70,861	85,773
MARRIOTT OWNERSHIP RESORTS IN	Form 5500 Not Filed	3552 DAW DAWN ST	LAS VEGAS	NV	89149	11	5	10,651	59,643.13	9	6,166	19,247	20	16,817	68,890	85,709
LAS VEGAS SUPERSTORE INC	Form 5500 Not Filed	4801 SPRING MTN NE	LAS VEGAS	NV	89102	6	5	4,840	43,599.77	7	4,219	32,551	13	9,559	76,111	85,674
EXPERIENCE LASALLE AMERICA S	4A or 4U Benefits Provided	4100 E CHARLESTON BLVD	HENDERSON	NV	89104	10	5	8,266	47,938.08	10	8,266	47,938.08	20	16,492	64,876	85,674
DIAMOND CONCRETE CUTTING LLC	Form 5500 Not Filed	86 CORPORATE PARK DR	HENDERSON	NV	89074	10	5	7,561	46,637.07	10	7,561	24,400	20	15,189	69,037	85,428
CASINO ROYALE	Form 5500 Not Filed	3411 LAS VEGAS BLVD STE 100	LAS VEGAS	NV	89109	8	5	7,888	53,953.09	9	5,490	17,949	17	13,378	71,900	85,290
HAINS CORPORATION	Neither 4A or 4U Benefits Provided	1455 LERES LAKE	SPARKS	NV	89421	10	5	9,265	52,389.27	12	5,699	24,727	22	14,964	72,629	85,289
BROKER SOLUTIONS INC	4A or 4U Benefits Provided	14511 MYFORD RD #100	TUSTIN	CA	92780	10	5	10,671	43,710.39	12	7,789	23,051	22	18,460	66,725	85,185
ANEXER INC	Neither 4A or 4U Benefits Provided	2301 PATRIOT BLVD	GLENVIEW	IL	60026	12	5	6,641	45,492.20	14	8,404	24,622	26	15,045	70,114	85,159
DIGS BITES BACK LLC	Form 5500 Not Filed	5020 W SAHARA AVE	LAS VEGAS	NV	89117	11	5	8,329	61,621.38	7	3,840	11,2				

Appendices

Company Name	Form 5500	Address	City	State	Zip	Employees on Medicaid			Dependents on Medicaid			Total Employees and Dependents				
						Number	State Cost	Federal Cost	Number	State Cost	Federal Cost	Number	State Cost	Federal Cost	Cost	
GOLDEN HOME SERVICES LLC	Form 5500 Not Filed	6260 STEVENSON WAY STE A	LAS VEGAS	NV	89120	14	5	66,828.89	7	3,426	12,652	21	15,135	69,481	81,616	
SPCA OF NORTHERN NEVADA	Form 5500 Not Filed	4950 SPECTRUM BLVD	RENO	NV	89512	13	5	8,783	53,012.96	5	3,230	16,570	18	12,013	69,583	81,596
CAPITAL CONSULTANTS MANAGEMENT	4A or 4U Benefits Provided	8860 E VIA DE VENTURA	SCOTTSDALE	AZ	85258	9	5	5,403	48,399.98	14	5,750	21,973	23	11,153	70,278	81,426
MARYS OWN BAKERS, INC.	Form 5500 Not Filed	3480 N VIRGINIA ST	RENO	NV	89506	9	5	4,702	42,131	9	4,702	19,350	18	9,404	69,350	81,218
SUNSET & GREEN VALLEY INC	Form 5500 Not Filed	4447 E SUNSET RD	HENDERSON	NV	89014	9	5	6,776	39,467.95	6	7,454	27,721	15	14,230	67,179	81,410
DRG EMPLOYER LLC	4A or 4U Benefits Provided	2000 S COLORADO BLVD STE 2-400	DENVER	CO	80222	13	5	9,591	60,147.90	8	2,809	8,797	21	12,452	68,945	81,397
AGENCY MANAGEMENT SERVICES	Form 5500 Not Filed	7900 W SUNSET RD STE 300	LAS VEGAS	NV	89133	11	5	4,288	37,269.71	11	4,647	13,395	22	12,746	67,118	81,278
LEGENT SERVICES MGMT. LLC	Neither 4A or 4U Benefits Provided	3860 HOWARD HUGHES PKWY STE 100	LAS VEGAS	NV	89169	15	5	8,405	52,099.10	12	5,837	15,016	27	14,272	67,115	81,358
MINERAL COUNTY	Form 5500 Not Filed	105 S 24 ST	HAWTHORNE	NV	89415	10	5	7,244	55,712.53	10	5,652	12,491	20	13,076	68,204	81,280
AGENCY MANAGEMENT SERVICES	Form 5500 Not Filed	1665 E EASTERN AVE STE 200	LAS VEGAS	NV	89121	9	5	6,261	47,785.20	9	7,446	23,728	18	14,692	67,527	81,230
D KOVAL LLC	Form 5500 Not Filed	PO BOX 2145	FRISCO	TX	75034	12	5	6,071	54,097.69	11	5,495	15,547	23	11,568	69,644	81,213
PODSISNE VEGAS, LLC	Form 5500 Not Filed	7300 BISCAYNE BLVD	MIAMI	FL	33138	15	5	9,341	63,419.80	5	2,605	5,845	20	11,946	69,265	81,210
SEABRICK MANAGEMENT COMPANY, INC	Neither 4A or 4U Benefits Provided	PO BOX 6308	LAGUNA NIGUEL	CA	92607	12	5	9,010	62,581.97	8	2,984	6,596	20	11,994	69,178	81,172
VEASO HOME & HEALTH CARE LLC	Form 5500 Not Filed	16001 DESERT INN #284	LAS VEGAS	NV	89169	9	5	4,938	44,448.11	9	4,893	9,831	18	9,785	71,297	81,128
PACIFIC WEST CONTRACTORS OF NEVADA LLC	Form 5500 Not Filed	8700 TECHNOLOGY WAY	RENO	NV	89521	7	5	14,733	51,041.46	4	3,903	11,342	11	18,636	63,383	81,021
CLIQUE RWL, LLC	Form 5500 Not Filed	6445 S YENAVA WAY STE 150	LAS VEGAS	NV	89133	13	5	8,771	49,305.93	7	4,200	18,703	20	12,971	68,009	80,989
SUNSET FRETWORKS INC	Form 5500 Not Filed	349 W 2500 NORTH	LOGAN	UT	84302	11	5	7,378	54,623.22	5	3,365	15,684	16	9,740	70,101	80,841
DW BOOMTOWN DINER LLC	Form 5500 Not Filed	140 MAYHEW WAY STE 801	PLEASANT HILL	CA	94523	13	5	7,818	37,384.84	12	10,136	25,415	24	15,172	67,800	80,754
ALL PURPOSE SECURITY LLC	Form 5500 Not Filed	7473 W LAKE MEAD BLVD # 100	LAS VEGAS	NV	89128	13	5	8,389	70,616.12	1	5	519	14	8,908	71,763	80,672
POLAR SHINES INC	Form 5500 Not Filed	15305 STEPHANE ST	LAS VEGAS	NV	89122	11	5	9,604	64,020.61	3	2,162	4,278	14	11,766	68,869	80,631
GREAT WESTERN AIR LLC	Form 5500 Not Filed	275 E TROPICANA AVE	LAS VEGAS	NV	89169	13	5	10,540	59,124.52	9	5,790	15,053	22	16,830	64,174	80,500
CROWN CORP & SEAL USA INC	Form 5500 Not Filed	770 TOWNSHIP LINE RD	HARDLEY	PA	19067	12	5	7,807	35,246.77	16	8,276	29,577	28	15,583	64,824	80,407
VISION SPRAYWALL & PAINT LLC	Form 5500 Not Filed	2604 LOSEE RD	LAS VEGAS	NV	89030	14	5	12,479	45,136.19	10	6,333	18,647	24	18,812	63,581	80,395
Meadows School, THE	4A or 4U Benefits Provided	8601 SCHOONER LN	LAS VEGAS	NV	89128	10	5	6,017	42,290.91	10	5,471	16,663	20	11,488	68,891	80,382
KWONG YET LUNG CORP	4A or 4U Benefits Provided	5000 S DECATUR BLVD	LAS VEGAS	NV	89118	10	5	5,235	42,427.42	7	6,468	10,703	17	11,603	68,609	80,311
DYNAMIC ISOLATION SYSTEMS INC	Form 5500 Not Filed	500 W South S	FREETPORT	IL	61032	10	5	4,838	43,342.05	7	5,845	25,346	18	10,683	69,488	80,171
MANLY BLESSINGS LLC	Form 5500 Not Filed	485 DUMBAR DR STE 101	SPARKS	NV	89434	9	5	4,447	40,499.47	14	14,771	34,721	23	19,242	67,960	80,166
SLETTEN CONSTRUCTION OF NV INC	Form 5500 Not Filed	3800 KILTZ LN STE 130	RENO	NV	89502	10	5	9,129	59,071.76	8	3,699	8,177	19	12,828	67,215	80,042
POLO WEST CORP	Form 5500 Not Filed	600 LAS VEGAS BLVD S STE 700	LAS VEGAS	NV	89101	10	5	6,621	47,605.56	9	4,500	21,181	19	11,121	68,787	79,909
SHELBY AMERICAN INC	Form 5500 Not Filed	400 WEST BIRCH	PORT WASHINGTON	CA	46201	10	5	6,025	23,298.98	10	10,463	18,485	20	18,485	67,826	79,872
SUNJAN GOLF MANAGEMENT INC	Form 5500 Not Filed	6405 ENSWORTH ST	RENO	NV	89119	10	5	7,337	38,411.61	9	7,510	38,503	19	14,847	64,975	79,822
ARIZONA GOLF MANAGEMENT INC	Form 5500 Not Filed	1400 WOLF RUN RD	RENO	NV	89511	16	5	9,959	62,149.37	5	2,402	5,309	21	12,361	67,458	79,820
LAS VEGAS SPECIALTY HOSPI	Form 5500 Not Filed	101 LA RUE FRANK #500	LAFAYETTE	LA	70508	10	5	6,720	43,324.50	14	7,091	22,474	24	13,811	65,998	79,810
PREDS BOULEVARD BAKERY INC	Form 5500 Not Filed	1310 SCHLES DR	SPARKS	NV	89434	11	5	6,972	37,424.1	13	5,829	17,424	24	13,251	63,261	79,809
OLSON PRECAST COMPANY	Form 5500 Not Filed	3815 S EASTERN AVE	RENO	NV	89183	8	5	5,888	34,848.21	11	7,561	19,996	19	12,949	66,841	79,792
PRIME COMMUNITY MANAGEMENT L	Form 5500 Not Filed	2810 N NEILL BLVD # 100	LAS VEGAS	NV	89115	11	5	6,649	50,908.70	9	4,027	18,211	20	10,676	69,116	79,791
EDEN HOSPICE AT CARSON CITY I	Form 5500 Not Filed	193 N ARROYO GRANDE #125	HENDERSON	NV	89004	8	5	4,744	40,404.33	8	4,744	16,697	16	9,488	68,602	79,787
HUSONS LAS VEGAS LLC	Form 5500 Not Filed	4601 NE 77TH AVE STE 300	MANOUEVER	WA	98662	4	5	14,730	41,040.39	14	4,701	18,138	14	9,401	63,178	79,569
MONTANA FURNITURE INC	Form 5500 Not Filed	3930 LAS VEGAS BLVD #118	LAS VEGAS	NV	89119	14	5	7,972	50,305.54	9	5,803	15,456	23	13,775	66,762	79,536
JAMES HARDIE BLDG PRODUCTS IN	Form 5500 Not Filed	1445 S DECATUR BLVD	LAS VEGAS	NV	89122	12	5	7,678	49,298.98	10	4,362	12,268	22	12,028	66,203	79,480
LAS VEGAS MOTORSPORTS PARK LLC	Form 5500 Not Filed	26300 LA ALAMEDA #2	MISSION VIEJO	CA	92691	14	5	6,568	43,912.62	9	4,332	12,663	23	10,920	65,560	79,480
ARIZONA GOLF MANAGEMENT INC	Form 5500 Not Filed	14400 LAS VEGAS BLVD S	LAS VEGAS	NV	89054	10	5	4,185	35,914.59	10	6,332	33,008	20	10,537	68,923	79,459
GALEWAY SPECIAL LLC	Form 5500 Not Filed	955 GRER DR	RENO	NV	89119	10	5	7,270	56,894.29	6	2,701	12,479	17	10,011	65,373	79,444
BLUESHERRY HILL RESTAURANT & B	Form 5500 Not Filed	PO BOX 51660	RENO	NV	89122	10	5	10,528	51,660.78	13	5,869	16,487	23	16,487	63,261	79,393
ADAMCO INC	Form 5500 Not Filed	1280 S DECATUR BLVD	LAS VEGAS	NV	89102	12	5	8,551	51,021.58	11	5,949	13,844	23	14,500	64,866	79,365
EDWARD P. HAWKINS SCHOOL AT BA	Form 5500 Not Filed	1365 DOUGLAS DR N	GOLDEN VALLEY	MN	55422	8	5	7,294	53,321.38	4	2,188	5,633	12	9,482	69,756	79,238
L & W SUPPLY CORPORATION	Form 5500 Not Filed	10845 W DEWEET INN RD	LAS VEGAS	NV	89135	10	5	5,026	40,299.62	12	10,807	16,031	22	16,837	69,227	79,217
CHARRANN INC	Form 5500 Not Filed	151 S WAPYWAY PKY	CHICAGO	IL	60661	8	5	4,005	39,545.54	16	8,000	27,170	24	12,500	66,717	79,217
SIERRA METALS SOUTH WEST	Form 5500 Not Filed	3555 W OGDEN RD STE C	LAS VEGAS	NV	89104	7	5	8,597	38,341.34	12	7,833	24,435	19	16,430	62,770	79,206
LV PERSONAL CARE LTD	Form 5500 Not Filed	4053 FREEDONT PKWY	HIGH POINT	NC	28040	10	5	6,400	40,400.00	11	8,000	23,087	21	13,087	65,083	79,177
SALE DISTRIBUTOR LTD	Form 5500 Not Filed	3555 W OGDEN RD STE C	LAS VEGAS	NV	89108	9	5	7,410	49,039.89	8	6,143	16,521	18	12,533	65,561	79,114
MANSON DIXON INTERMODAL INC	Form 5500 Not Filed	4550 W OAKY BLVD STE 101A	LAS VEGAS	NV	89102	9	5	6,350	44,662.27	9	6,183	21,912	17	13,553	66,571	79,109
WESTERN BANK SERVICES INC	4A or 4U Benefits Provided	4815 SUMMIT RIDGE DR	RENO	NV	89523	9	5	10,526	42,261.04	8	7,618	18,684	17	14,444	66,945	79,088
COMPLETE MILLWORK SERVICES IN	Form 5500 Not Filed	12225 STEPHENS RD	WARREN	MI	48089	14	5	8,546	52,043.81	28	14,850	38,068	42	18,068	69,971	79,040
WESTERN BANK SERVICES INC	Form 5500 Not Filed	4775 N WILLIAMSON ST	DAYTONA BEACH	FL	32114	10	5	4,007	26,202.37	13	10,457	38,315	23	14,464	64,517	78,982
LAFCO LLC	Form 5500 Not Filed	4909 GONI RD	CARSON CITY	NV	89706	8	5	3,957	23,365.61	5	16,063	35,481	13	20,010	58,847	78,856
B & J PIZZA INC	Form 5500 Not Filed	3705 W HICKORIA	LAS VEGAS	NV	89126	11	5	7,026	49,189.18	10	5,818	16,274	21	11,636	68,290	78,818
LEWTON MANUFACTURING CO INC	Form 5500 Not Filed	840 S RANCHO DR STE 4-669	LAS VEGAS	NV	89106	11	5	5,920	28,781.71	17	10,236	16,156	28	16,156	63,621	78,778
2323 DENFRAN LLC	Form 5500 Not Filed	1601 BESSEMER ST STE A	TURLOCK	CA	95280	8	5	6,409	35,781.10	7	5,069	11,461	15	11,478	67,342	78,720
LEWTON MANUFACTURING CO INC	Form 5500 Not Filed	520 BERTHOUD DRIVE STE 300	SACKAMONTO	MO	63161	15	5	9,245	43,068.96	10	6,345	19,900	25	15,920	68,720	78,680
TOWN CENTER ANIMAL HOSPITAL	Neither 4A or 4U Benefits Provided	201 N SERVICE RD	MELVILLE	NY	11747	10	5	9,756	56,838.58	10	3,767	10,523	20	13,523	65,165	78,680
UNION FEDERAL CREDIT UNION	Form 5500 Not Filed	11015 MEADOWS LN STE 100	RENO	NV	89107	10	5	7,028	32,478.90	7	5,041	14,140	17	12,049	66,610	78,668
POWER HOUSE PLASTERING INC	4A or 4U Benefits Provided	150 HILLTOP DR	SAINT JOSEPH	MI	49085	11	5	7,208	35,635.56	16	8,843	26,524	27	16,471	62,160	

Appendices

Company Name	Form 5500	Address	City	State	Zip	Employees on Medicaid			Dependents on Medicaid			Total Employees and Dependents				
						Number	State Cost	Federal Cost	Number	State Cost	Federal Cost	Number	State Cost	Federal Cost	Cost	
FERRARO MARBLE COMPANIES LLC	Form 5500 Not Filled	3518 W POST RD	LAS VEGAS	NV	89118	10	5,169	28,283.35	9	5,264	26,774	19	10,433	65,057	75,446	
SRBPCCO, LLC	Form 5500 Not Filled	5601 WINDHOVER DR	ORLANDO	FL	32819	10	8,309	43,982.67	13	6,294	18,541	23	14,603	60,524	75,127	
THE CLUB AT RANCHHARRILL LLC	Form 5500 Not Filled	6003 TABLONT LN	RENO	NV	89509	10	5,697	42,524.20	12	7,418	19,543	22	13,055	62,067	75,122	
ELDER CARE SERVICES LLC	Form 5500 Not Filled	8450 W LANE MEAD BLVD STE 100	LAS VEGAS	NV	89138	10	9,749	3,749.21	4	11,700	7,793	12	11,912	63,151	75,050	
OID DIGITAL INC	Form 5500 Not Filled	1149 S MARLAMP PKWY	LAS VEGAS	NV	89104	11	8,185	38,214.10	14	8,909	19,691	25	17,094	57,925	75,019	
WENDPAC NEVADA LLC	Form 5500 Not Filled	1308 KANSAS AVE STE 6	MODesto	CA	95251	15	8,524	28,518.61	20	10,854	27,080	35	19,378	55,599	74,976	
ELITE MANAGEMENT SERVICES INC	Form 5500 Not Filled	1407 W SHARARA AVE	LAS VEGAS	NV	89146	15	8,253	35,129.26	15	8,489	22,014	30	12,014	63,209	74,976	
NORTHAMERICAN CONCRETE INC	Form 5500 Not Filled	15520 DOWNBROOK CT	RENO	NV	89511	7	12,118	54,186.80	8	2,357	6,173	15	14,475	60,360	74,835	
BBM FLORING LLC	Form 5500 Not Filled	1280 S DECATUR BLVD	LAS VEGAS	NV	89102	7	5	37,544.10	8	8,406	24,609	17	12,610	62,153	74,762	
LAS VEGAS ELECTRIC INC	Form 5500 Not Filled	1510 WINDMILL & SOFS	RENO	CA	95108	10	11,000	27,626.66	10	5,829	13,046	20	13,020	61,313	74,725	
GIUSEPPE TEAM LLC THE	Form 5500 Not Filled	2630 W horizon ridge	HENDERSON	NV	89052	9	4,983	19,718.70	11	6,962	24,810	20	11,945	62,720	74,671	
MVE LLC	Form 5500 Not Filled	5272 BOULDER HWY	LAS VEGAS	NV	89122	10	3,820	25,313.43	11	10,868	15,609	22	14,688	59,982	74,671	
URBAN TRAINING LLC	Form 5500 Not Filled	1908 CALADIA CT	LAS VEGAS	NV	89102	9	8,560	37,040.78	6	6,299	22,578	15	14,859	59,619	74,476	
CENTERPOINT LANDSCAPING SERVICES	Form 5500 Not Filled	1005 PINEWOOD RANCH WAY	HENDERSON	NV	89021	9	7,312	45,189.06	7	5,432	11,046	16	12,083	63,456	74,380	
VO CONSTRUCTION INC	Form 5500 Not Filled	1923 W 11TH ST	UPLAND	CA	91786	10	7,224	34,793.32	13	9,786	22,462	23	17,010	62,525	74,266	
WAYMAKER ENTERPRISES, LLC	Form 5500 Not Filled	5200 BUFFINGTON RD	ATLANTA	GA	30349	14	6,840	36,810.60	6	6,018	24,536	20	12,858	63,347	74,205	
GLOBAL EQUIPMENT CO INC	Form 5500 Not Filled	PO BOX 283 SUIC EXPRESS	ST LOUIS	MO	63107	7	9,245	33,609.27	10	9,498	23,638	17	18,743	55,337	74,180	
COMPASSION CRST LLC	Form 5500 Not Filled	2551 S FORT APACHE RD STE 102	LAS VEGAS	NV	89117	4	7,985	15,435.53	4	2,347	6,346	10	10,332	63,781	74,114	
CAPITAL GLASS INC	Form 5500 Not Filled	2955 N DEER RUN RD #1	CARSON CITY	NV	89701	14	6,929	49,619.72	9	5,000	12,545	23	11,929	62,155	74,085	
LAS VEGAS ELECTRIC INC	Form 5500 Not Filled	3385 MEAD AVE	LAS VEGAS	NV	89103	13	5,855	40,203.64	16	5,907	21,999	29	11,762	62,311	74,031	
FIRST CLIP PARTNERS LAS VEGAS	Form 5500 Not Filled	106 S XWENDE RD STE 2	CHANDLER	AZ	85226	14	6,936	33,502.60	17	7,388	26,818	31	14,324	60,911	74,014	
FISHER SAND & GRAVEL CO	4A or 4U Benefits Provided	PO BOX 1034	DICKINSON	ND	58602	12	4,701	28,480.18	12	12,098	28,600	24	16,799	57,080	73,879	
DBI TECH COMPANY	Form 5500 Not Filled	5348 W ROBINNALE RD	LAS VEGAS	NV	89139	11	6,478	32,055.14	13	8,462	26,895	24	14,940	58,940	73,830	
BIC MANAGEMENT COMPANY, LLC	Form 5500 Not Filled	2548 W DESERT INN RD	RENO	NV	89109	8	9	35,567.45	8	5,971	15,387	16	12,683	63,151	73,838	
FIRETRUCKS UNLIMITED LLC	Form 5500 Not Filled	1175 CENTER POINT DR	HENDERSON	NV	89074	7	5	26,745.52	10	10,928	13,439	17	15,643	62,571	73,827	
IA RENO LLC	Form 5500 Not Filled	3021 E SAHARA AVE	LAS VEGAS	NV	89104	10	9	7,598	26,950.32	16	10,586	28,662	26	18,144	55,621	73,806
CON PRODUCTIONS COM ASSN INC	Form 5500 Not Filled	5150 LOS PRADOS CR	LAS VEGAS	NV	89121	10	5	45,650.32	15	6,639	17,289	25	12,273	63,900	73,786	
CANAWATWY GROUP, LLC	Form 5500 Not Filled	14311 LEAR BLVD	RENO	NV	89506	12	5	45,707.14	4	3,644	19,120	18	8,869	64,887	73,756	
LAS VEGAS DRIVE-IN, NO S LTD	Form 5500 Not Filled	750 N 77TH	LAS CRUCES	NM	88005	10	5	41,554	34,922.23	10	6,845	27,756	19	10,699	62,678	73,678
JOHNNY HAYES TRAILER INC	Form 5500 Not Filled	3700 WINDMILL HWY	LAS VEGAS	NV	89121	9	5	42,625	42,625.00	10	7,512	23,660	20	12,080	60,652	73,625
GP BEARS BEST LAS VEGAS INC	Form 5500 Not Filled	PO BOX 283 SUIC EXPRESS	ST LOUIS	MO	63106	8	5,517	49,649.99	5	3,973	14,338	13	9,490	60,045	73,538	
SWCHINATOWN LLC	Form 5500 Not Filled	4480 SPRING MOUNTAIN RD STE 100	LAS VEGAS	NV	89102	14	5	7,279	57,587.97	4	1,925	6,706	18	9,204	64,289	73,493
HENRIKSEN INC	4A or 4U Benefits Provided	1000 E WAINES MILL RD	WINSTON SALEM	NC	27105	10	4,520	27,722.62	13	7,797	33,336	23	12,317	64,578	73,397	
BAR UNITED INC	Form 5500 Not Filled	10002 W FLAMINGO	LAS VEGAS	NV	89147	10	4,848	34,277.66	10	9,177	15,286	20	14,024	63,861	73,379	
BYSTIN CONSTRUCTION INC	Form 5500 Not Filled	5302 E SUNSET RD	HENDERSON	NV	89171	8	3,748	27,493.36	8	8,874	23,065	16	12,622	60,059	73,179	
SEP TALENT SERVICES LLC	Form 5500 Not Filled	2950 N HOLLYWOOD WAY	BURBANK	CA	91105	9	5,681	43,351.73	6	3,889	20,243	15	9,570	63,597	73,168	
STATION FIVE NEVADA LLC	Form 5500 Not Filled	1000 WILKIE CENTER CIR # 3718	LAS VEGAS	NV	89134	9	5	42,625	42,625.00	13	12,148	19,500	22	17,148	62,500	73,168
UNITE HERE HEALTH	Neither 4A or 4U Benefits Provided	711 N COMMON DR	AURORA	IL	60504	9	7,603	43,570.99	12	6,382	14,607	21	13,965	59,178	73,143	
SQUEEZE IN HOLDINGS INC	Form 5500 Not Filled	P.O. Box 18445	RENO	NV	89511	5	6,649	45,581.48	5	3,798	17,094	14	10,447	62,675	73,122	
UNION COUNTY SCHOOL DIST	Form 5500 Not Filled	PO BOX 128	PAIDENGA	NC	28601	18	4,601	34,568.00	18	6,081	24,682	36	10,682	64,250	73,085	
CORAL ACADEMY OF SCIENCE BEND	Form 5500 Not Filled	1350 E 9TH ST	RENO	NV	89512	11	8,931	38,012.20	8	8,118	17,978	19	17,049	55,990	73,041	
SYSCO DESERT MEATS CO INC	Form 5500 Not Filled	5420 S VILLY NEW BLVD	LAS VEGAS	NV	89118	10	5	4,870	35,907.73	10	5,314	28,877	20	10,224	62,785	73,009
HOT TOPIC INC	4A or 4U Benefits Provided	PO BOX 28100 WTHAMSTOWN	NASHVILLE	TN	37228	12	5	5,188	46,687.94	4	2,929	18,164	16	8,117	64,852	72,966
MARKET SERVICE INC	Form 5500 Not Filled	4521 N HIGHWAYS PARKWAY	RENO	NV	89510	11	5	4,341	35,901.43	11	6,196	15,443	22	11,643	64,296	72,966
HAMILTON MEDICAL INC	Form 5500 Not Filled	PO BOX 10030	RENO	NV	89520	10	5	8,217	39,105.75	10	7,129	18,470	20	15,346	57,576	72,922
BROOKLYN'S BEST PIZZA AND PASTA, LLC	Form 5500 Not Filled	5270 SO FORT APACHE RD	LAS VEGAS	NV	89148	13	5	6,295	56,651.02	2	1,320	8,656	15	7,615	65,307	72,922
WALKER CONSTRUCTION INC	Form 5500 Not Filled	11975 DISCOVERY CT	INDOORPARK	CA	95030	11	5	4,075	34,609.00	15	16,090	16,090	26	16,090	63,881	72,922
TURN 14 DISTRIBUTION	4A or 4U Benefits Provided	100 TOURNAMENT DR STE 100	HORSHAM	PA	19044	10	5	5,995	40,255.05	7	5,058	21,596	17	11,053	61,851	72,904
FRONT SIGHT MANAGEMENT, INC	Form 5500 Not Filled	PO BOX 5920	PARHAM	NV	89041	13	5	3,431	30,372.87	14	8,955	30,124	27	12,386	60,497	72,883
LAUREL INC	Form 5500 Not Filled	2020 FULMER ST	RENO	NV	89515	10	5	5,005	45,770.00	10	5,005	20,795	20	10,795	62,286	72,883
ZAK BAGDAD THE HAUNTED MUSEUM	Form 5500 Not Filled	33 PROMONTORY RIDGE DR	LAS VEGAS	NV	89135	13	5	6,844	51,229.41	7	3,978	10,707	20	10,822	63,936	72,758
GRB LAS VEGAS LLC	Form 5500 Not Filled	284 FLATHEAD AVE STE 200	WHITFIELD	MT	59937	10	5	6,858	38,695.39	7	4,750	22,346	18	11,608	63,041	72,649
SECURITY INDUSTRY SPECIALISTS	Neither 4A or 4U Benefits Provided	6071 Bristol Parkway	CULVER CITY	CA	90230	13	5	7,472	34,631.09	6	2,778	8,770	19	10,250	64,380	72,644
DS PARTNERS LLC	Form 5500 Not Filled	900 MELCA ROAD	PANAMAOS VALLE	BO	89020	10	5	4,084	48,495.18	23	4,831	13,215	33	10,915	63,701	72,624
STEPHING STONES GROUP, THE	Form 5500 Not Filled	184 HIGH STREET, 5TH FLOOR	BOSTON	MA	21110	5	4,790	29,470.46	8	5,961	32,376	13	10,751	61,846	72,598	
COMMON STAFFING SERVICES LLC	Neither 4A or 4U Benefits Provided	412 MOULT KEMBLE AVE STE 200C	MORRISTOWN	GA	7860	9	5	6,870	43,511.55	6	3,493	18,665	15	10,328	63,177	72,540
AGRIUS INC	Form 5500 Not Filled	100 WINDWARD PARKWAY	ALPHARETTA	GA	30005	10	5	4,075	37,427.55	10	6,008	14,640	20	11,677	60,820	72,540
EUREKA COUNTY	Form 5500 Not Filled	PO BOX 852	EUREKA	CA	89116	5	4,058	31,051.05	18	8,970	27,406	23	13,063	59,457	72,485	
ADT LLC	4A or 4U Benefits Provided	1503 YAMATO RD	BOCA RATON	FL	33431	8	5	5,760	43,931.61	12	6,642	16,151	20	12,402	60,063	72,464
SORBY WESTEX INC	Form 5500 Not Filled	2670 WESTERN AVE	LAS VEGAS	NV	89108	9	5	4,684	35,851.21	15	5,448	14,882	24	14,292	63,013	72,413
PIECE OF THE ROCK INC	Form 5500 Not Filled	2802 N COMMERCE ST	N LAS VEGAS	NV	89030	9	5	4,429	35,851.21	10	4,837	27,225	19	9,265	63,013	72,342
WE SERVE PLUS	Form 5500 Not Filled	5285 S DURANGO DR STE 2	LAS VEGAS	NV	89113	10	5	5,682	50,556.26	5	3,251	12,721	14	8,933	63,327	72,261
SEL SALES INC	Form 5500 Not Filled	8780 TUCULCUM WAY	RENO	NV	89512	7	6	6,551	37,087.56	7	4,716	23,874	13	11,262	60,966	72,228
DELS LLC	Form 5500 Not Filled	16615 W LADORA AVE STE A-140	IRVINE	CA	89138	10	5	5,141	45,389.21	10	2,974	12,821	19	8,135	62,859	72,228
ACCREDITED HEALTH	4A or 4U Benefits Provided	401 N MICHIGAN	CHICAGO	IL	60611	10	5									

Appendices

Company Name	Form 5500	Address	City	State	Zip	Employees on Medicaid			Dependents on Medicaid			Total Employees and Dependents			
						Number	State Cost	Federal Cost	Number	State Cost	Federal Cost	Number	State Cost	Federal Cost	Cost
7AMDE HYDROPONICS COMPANY, LLC	Form 5500 Not Filed	3535 ABBOWHEAD DR STE B	CARSON CITY	NV	89706	12	5	2,186	5	9,674.16	8	14,816	5	42,837	59,503
FINDLEY EUROPEAN LLC	Form 5500 Not Filed	988 AUTO SHOW DRIVE	HENDERSON	NV	89014	10	5	6,925	3	35,477.26	9	4,800	5	22,196	69,498
ONWILL CLARK NURSERY & WICKS	Form 5500 Not Filed	10539 PROFESSIONAL CR201	RENO	NV	89521	9	5	5,440	5	23,574.54	12	6,613	5	39,848	69,461
THE CRACKLING SEASOUD LLC	Form 5500 Not Filed	1500 S VIRGINIA ST	RENO	NV	89503	12	5	6,981	5	11,441	22	4,900	5	37,385	69,461
CHILDRENS HOME & SPINE SURGERY	Form 5500 Not Filed	15245 E WINDMILL LAKE #201	LAS VEGAS	NV	89123	11	5	5,847	40,541.74	14	6	4,628	5	57,470	69,287
888 JAPANESE BBQ	Form 5500 Not Filed	7316 W POST RD STE 102	LAS VEGAS	NV	89113	6	5	3,446	19,839.44	6	8	8,704	5	37,279	69,268
MAI'S SHIMMER LLC	Form 5500 Not Filed	14845 VIRGINIA CT	LAS VEGAS	NV	89147	12	5	6,981	13,822.22	24	12	9,140	5	47,280	69,218
HOLE IN THE WALL LLC	Form 5500 Not Filed	4041 AURORA ST	LAS VEGAS	NV	89109	9	5	5,670	40,875.07	7	3	5,973	5	57,565	69,208
VEGAS TREASURES INC	Form 5500 Not Filed	8380 W SAHARA AVE STE 150	LAS VEGAS	NV	89117	13	5	5,299	46,020.26	11	5	5,200	5	40,499	69,180
FORBES	Form 5500 Not Filed	1451 W MOUNTAIN AVE STE E	LAS VEGAS	NV	89118	12	5	6,425	16,465	20	7	7,441	5	48,700	69,178
AMERICAN BUILDERS CONTRACTO	Form 5500 Not Filed	1 ABC WYOM	RELIOT	WV	51511	11	5	5,494	49,339.83	6	5	2,762	5	15,355	69,130
ACCELERATION ACADEMIES LLC	Neither 4A or 4U Benefits Provided	910 W VAN BUREN ST STE 315	CHICAGO	IL	60607	10	5	6,500	42,154.77	7	6	4,601	5	15,839	69,114
MINNAB EDUCATION CORPORATION	Neither 4A or 4U Benefits Provided	5150 S CICUTRICH BLVD	LAS VEGAS	NV	89118	10	5	6,482	44,426.03	5	5	4,985	5	13,209	69,101
VEGAS DRIVE IN NO LIMITED	Form 5500 Not Filed	750 N 37TH	LAS VEGAS	NV	89009	12	5	6,972	39,385.91	11	5	9,800	5	35,172	69,090
MY WORK CHOICE, LLC	Form 5500 Not Filed	19720 IETTON RD STE 201	CORNELIUS	NC	28031	11	5	7,479	43,651.15	7	3	3,668	5	11,247	69,078
SPORTS WAREHOUSE INC	4A or 4U Benefits Provided	1475 W 9000 S STE A	WEST JORDAN	UT	84088	10	5	5,415	41,525.98	7	3	3,405	5	18,609	69,135
GLORY VICTORIAN LLC	Form 5500 Not Filed	1250 VICTORIAN AVE	SPARKS	NV	89410	10	5	5,700	31,465.15	11	5	6,445	5	25,300	69,020
REFUSE INC	Form 5500 Not Filed	PO BOX 283 NUC EXPRESS	ST LOUIS	MO	63166	8	5	4,752	36,374.78	7	3	6,052	5	10,804	68,869
ZUNE KITCHEN AND BATH LLC	Neither 4A or 4U Benefits Provided	3650 GATEWAY DR STE 202	RENO	NV	89521	7	5	6,036	24,605.18	14	5	10,817	5	27,378	68,837
TIC MANAGEMENT, LLC	Form 5500 Not Filed	493 W 1400 N	OREM	UT	84057	9	5	5,883	22,545.47	14	6	7,380	5	33,939	68,820
P CANON CONSTRUCTION CO	Form 5500 Not Filed	PO BOX 2050	ELKO	NV	89803	20	5	8,247	57,653.87	8	5	910	5	2,949	68,820
A HELPING HAND HOME HEALTH CA	Form 5500 Not Filed	8670 W CHEYENNE AVE STE 135	LAS VEGAS	NV	89129	10	5	4,234	37,059.38	13	5	7,358	5	19,777	68,430
GENCO INC	Form 5500 Not Filed	PO BOX 6674 NUC EXPRESS	ST LOUIS	MO	63166	18	5	6,249	50,753.29	8	5	2,671	5	8,619	68,392
MTC CONTRACTORS INC	Form 5500 Not Filed	15800 W AVE	LAS VEGAS	NV	89130	12	5	6,972	39,385.91	16	4	7,934	5	9,906	68,390
DESERT SPRINGS LANDSCAPING	Form 5500 Not Filed	8130 S VALLEY VIEW BLVD	LAS VEGAS	NV	89139	9	5	5,590	30,044.16	9	6	8,443	5	14,033	68,357
GP INDUSTRIAL PLASTERS LLC	Form 5500 Not Filed	100 PEACHTREE ST NW	ATLANTA	GA	30303	7	5	5,581	50,211.33	2	2	1,728	5	10,782	68,331
REYNOLD REELS VEGAS & LEE	Form 5500 Not Filed	440 S RAMPART BLVD STE 120	LAS VEGAS	NV	89145	9	5	5,498	35,029.22	6	5	4,908	5	10,092	68,321
A & J CONCRETE INC	Form 5500 Not Filed	4580 POLARIS AVE	LAS VEGAS	NV	89103	10	5	7,214	42,993.60	9	4	4,937	5	13,167	68,311
IN FIELD STRATEGIES INC	Form 5500 Not Filed	16192 COSTAL HWY	LEWIS	DE	19958	13	5	10,943	44,128.09	4	3	4,115	5	9,095	68,281
REYNOLD REELS PERSONAL CARE	Form 5500 Not Filed	15111 E TROPICANA BLVD 305	LAS VEGAS	NV	89119	8	5	4,265	35,186.56	8	3	3,811	5	16,802	68,274
LAS VEGAS CLUB CRAV & B	Form 5500 Not Filed	4274 W RENO AVE	LAS VEGAS	NV	89118	11	5	5,224	30,958.93	11	5	9,144	5	22,339	68,196
TBC THE HOTSPOT COMPANY	Neither 4A or 4U Benefits Provided	15709 IMPACT WAY STE 200	PFLUGERVILLE	TX	78860	9	5	3,992	26,306.77	9	3	10,640	5	16,632	68,194
CHRONOJAL GAS TUBING LLC	Form 5500 Not Filed	3999 RICA BLVD	PALM BEACH GARDENS	FL	33410	21	5	6,835	48,131.11	24	3	3,276	5	9,980	68,122
TIFFANY AND COMPANY US/SALES LLC	Form 5500 Not Filed	1271 5TH AVE	NEW YORK	NV	10021	9	5	6,133	37,000.21	7	5	4,137	5	10,099	68,121
ISAM SURFS INC	Form 5500 Not Filed	1580 VILLAGE CENTER CR # 318	LAS VEGAS	NV	89134	10	5	4,923	35,222.00	7	5	5,936	5	10,859	67,932
MORGAN CONSTRUCTION INC	Form 5500 Not Filed	PO Box 533	SPARKS	NV	89432	8	5	4,468	35,192.96	8	5	5,041	5	22,747	67,849
NUVER SAGE WINE/MSLUP	Form 5500 Not Filed	670 W TROPICANA AVE STE 212	LAS VEGAS	NV	89103	12	5	7,475	38,840.66	12	5	9,349	5	19,487	67,849
CITIBANK NA	Form 5500 Not Filed	3800 CITIBANK CENTER DRIVE	TAMPA	FL	33610	10	5	6,378	38,635.55	5	3	4,266	5	10,645	67,685
RAPID SPACE LLC	Form 5500 Not Filed	PO BOX 7417	RENO	NV	89510	14	5	6,637	35,858.75	14	5	6,850	5	13,487	67,649
ARCHONLINE INC	Form 5500 Not Filed	2380 E WINDMILL AVE	SPARKS	NV	89408	12	5	6,218	34,548.28	12	5	6,548	5	14,824	67,628
4A or 4U Benefits Provided	4540 CIVIC CENTER DR #300	SAN RAFAEL	CA	94903	8	5	4,230	35,785.50	5	3	3,780	5	11,647	67,576	
STEELHEAD PRODUCTIONS INC	Form 5500 Not Filed	4220 W WINDMILL LN STE 100	LAS VEGAS	NV	89139	4	5	1,964	12,929.35	12	5	8,553	5	44,126	67,575
TAPAL ENTERPRISES INC	Neither 4A or 4U Benefits Provided	6080 DISTRICT BLVD	MANAYUNK	CA	90270	7	5	3,304	29,737.27	14	5	5,547	5	28,987	67,570
CHIMERA GOLF CLUB LLC	Form 5500 Not Filed	400 MAX CT #241	HENDERSON	CA	92011	13	11	4,435	31,643.10	15	5	10,075	5	17,473	67,545
U WYM LLC	Form 5500 Not Filed	1501 QUAIL ST STE 100	NEWPORT BEACH	CA	92660	6	5	6,435	33,175.11	8	6	8,824	5	21,132	67,546
CIVIL WORK LLC	Form 5500 Not Filed	4845 USHIGHWAY	LAS VEGAS	NV	89115	8	5	7,397	38,084.66	7	3	6,824	5	12,172	67,488
RESTAUR MORGAN'S LLC	Neither 4A or 4U Benefits Provided	16500 W SEMIN DR PHB 2938	RENO	NV	89500	10	5	5,409	30,211.60	10	5	7,900	5	13,000	67,487
CRESCENT HOTELS & RESORTS LLC	4A or 4U Benefits Provided	11006 LACE PLACE STE 430	FAIRFAX	VA	22030	9	5	8,441	51,878.99	4	4	2,211	5	10,652	67,466
OCEAN SPRAY CRANBERRIES INC	4A or 4U Benefits Provided	1 OCEAN SPRAY DR	MIDDLETOWN	MA	27349	8	5	6,038	42,360.11	4	5	4,154	5	14,800	67,353
MECULE INDUSTRIES INC	Form 5500 Not Filed	3070 ROWLAND RD	RENO	NV	89509	10	5	5,214	35,829.29	10	5	5,955	5	9,139	67,323
STEELEMAN AVIATION INC	Form 5500 Not Filed	3330 W DESERT INN ROAD	LAS VEGAS	NV	89102	9	5	3,573	30,693.14	9	5	6,340	5	26,665	67,271
DESIGN SOURCE INTERIORS LLC	Form 5500 Not Filed	5235 S VALLEY VIEW BLVD	LAS VEGAS	NV	89118	7	5	4,642	37,061.41	7	3	3,555	5	8,197	67,193
CASA DI AMORE LLC	Form 5500 Not Filed	5030 E SUNSHINE DR MANCHEE	PHOENIX	AZ	85044	7	5	6,699	41,044.59	7	5	7,291	5	15,101	67,135
MT CONSTRUCTION INC	Neither 4A or 4U Benefits Provided	4700 COPPER SAGE ST	LAS VEGAS	NV	89115	10	5	5,745	38,000.61	8	5	6,258	5	12,927	67,121
ZUMIEZ INC	Form 5500 Not Filed	4001 204TH ST	LYNNWOOD	WA	98036	13	5	5,125	39,627.32	6	5	4,722	5	17,631	67,106
RM US LIP	Form 5500 Not Filed	4650 E 53RD ST	DAVENPORT	IA	52807	10	5	6,289	17,999.16	10	5	7,338	5	38,739	67,065
PERSONAL CARE NEVADA I	Form 5500 Not Filed	4601 W 27TH AVENUE #300	HENDERSON	NV	89062	8	5	4,029	35,595.99	8	5	4,172	5	11,526	67,029
BARNES & NOBLE BKLS/US INC	Form 5500 Not Filed	1400 OLD COUNTRY RD	WESTBURY	NY	11590	10	5	4,803	43,238.46	4	3	4,300	5	10,643	66,975
BAMBOO SUNRISE LLC	Form 5500 Not Filed	98 LAKE MEAD PKWY STE 201	HENDERSON	NV	89015	7	5	7,146	48,817.90	7	5	3,400	5	7,516	66,880
HOVANA HOSPITALS/US INC	Form 5500 Not Filed	3084 HODSON HOLLOW LN	HENDERSON	NV	89023	10	5	5,425	40,465.61	10	5	9,288	5	12,529	66,823
PERFECT PINT LLC	Form 5500 Not Filed	PO BOX 1750	BRIDGECRUF	NC	10510	13	5	9,135	40,934.43	12	5	5,074	5	14,599	66,748
UNIVERSAL BAKERY INC	Form 5500 Not Filed	1740 S MOLAVE RD	LAS VEGAS	NV	89104	10	5	5,494	45,437.43	7	3	3,707	5	12,107	66,744
EAGLE MANAGEMENT GROUP INC	Form 5500 Not Filed	1050 GROVE RD STE #105	PAULSBORO	NJ	8066	8	5	4,665	37,373.83	8	5	8,203	5	17,688	66,734
ADAMS TILE & PLASTER OF LAS	Form 5500 Not Filed	8675 OLD SANTA RITA RD	PLEASANTON	CA	94588	10	5	6,081	35,189.58	11	5	5,968	5	11,068	66,724
MWD MANAGEMENT LLC	Form 5500 Not Filed	640 W MOJANA LN	RENO	NV	89509	10	5	4,325	38,327.67	10	5	7,502	5	16,382	66,732
1720 DTS LLC	Form 5500 Not Filed	1740 S MAIN ST	LAS VEGAS	NV	89103	12	5	7,626	44,807.29	3	4	4,417	5	9,762	66,702
MEKRAMS CASINO	Form 5500 Not Filed	1560 W WOLLAMANS AVE	FALCON	NV	89109	10	5	4,009	30,407.78	11	5	6,110	5	10,429	66,627
WINK LLC	Form 5500 Not Filed	1031 S RAMPART BLVD	LAS VEGAS	NV	89145	8	5	6,712	35,741.92	10	5	5,711	5	18,447	66,612
JOHNSON CONTROLS INC	4A or 4U Benefits Provided	1545 PAMPA LN	LAS VEGAS	NV	89119	9	5	3,896	26,031.79	9	5	8,046	5	28,634	66,607
LEGAL CENTER OF SOUTHERN	Form 5500 Not Filed	725 E CHARLESTON BLVD	LAS VEGAS	NV											

Appendices

Company Name	Form 5500	Address	City	State	Zip	Employees on Medicaid			Dependents on Medicaid			Total Employees and Dependents							
						Number	State Cost	Federal Cost	Number	State Cost	Federal Cost	Number	State Cost	Federal Cost	Cost				
SIERRA PACKAGING & CONVERTING	Form 5500 Not Filed	11005 STEAD BLVD	RENO	NV	89506	7	5	4,087	5	15,157.07	0	5,772	5	15,949	13	5	13,459	55,056	54,554
GEOTEMPS INC	Form 5500 Not Filed	PO BOX 11532	RENO	NV	89510	14	5	4,824	26,089.59	17	5	10,412	5	23,014	17	5	15,236	49,104	64,240
SCOUTLINE PARKWAYS LLC	4A or 4U Benefits Provided	8400 W SUNSET RD STE 210	LAS VEGAS	NV	89143	9	5	5,995	37,826.79	8	5	5,044	5	15,808	21	5	10,639	59,656	64,295
FIRST PARTNERS LAS VEGAS	Form 5500 Not Filed	PO BOX 220	SCOTTSDALE	NV	85221	8	5	4,134	25,098.99	16	5	4,134	5	12,593	16	5	12,593	51,770	69,286
HARMON ENTERPRISES INC	Form 5500 Not Filed	10000 W CHARLSTON BLVD STE 150	LAS VEGAS	NV	89135	15	5	4,043	28,661.84	8	5	7,006	5	24,590	15	5	11,049	53,212	64,260
CROCS HE TAL LLC	Form 5500 Not Filed	13601 VIA VARNA	BROOMFIELD	CO	80020	12	5	5,438	27,710.40	12	5	6,888	5	24,074	24	5	12,336	53,784	64,121
WATER WINGS BROSADDOS	Form 5500 Not Filed	4245 S GRAND CANYON DR	LAS VEGAS	NV	89147	9	5	5,211	30,414.84	11	5	7,633	5	13,466	18	5	12,832	50,177	64,108
WESTMILL RESTAURANTS LLC	Form 5500 Not Filed	2120 FESTIVAL PLAZA DRIVE STE 140	LAS VEGAS	NV	89135	10	5	5,285	30,640.16	7	5	3,448	5	15,580	17	5	10,732	55,220	63,952
DYMALECTIC COMPANY OF NEVADA	Form 5500 Not Filed	4475 W. QUAIL AVE	LAS VEGAS	NV	89118	8	5	5,521	41,856.30	6	5	4,491	5	12,074	14	5	8,013	53,930	63,943
ONE & ONE	Form 5500 Not Filed	2560 MONTESICOURI ST 208	LAS VEGAS	NV	89127	11	5	5,211	31,298.48	11	5	4,096	5	14,008	21	5	12,836	54,238	63,926
ZEPHYRUS BUILDING SERVICES INC	Form 5500 Not Filed	PO BOX 50091	SPARKS	NV	89435	11	5	251	2,292.93	2	5	6,217	5	55,138	5	5	6,468	57,381	63,849
ERNEST & YOUNG LLP	Neither 4A or 4U Benefits Provided	PO BOX 22276	DALLAS	TX	75222	12	5	5,322	36,869.94	5	5	2,873	5	18,724	17	5	8,195	55,614	63,809
CONSUMERS LLC	4A or 4U Benefits Provided	PO BOX 28010 THOMAS & T	NASHVILLE	TN	37278	11	5	6,197	44,415.74	11	5	3,765	5	9,862	22	5	9,862	53,824	63,787
FINMS MANAGEMENT SERVICES INC	Form 5500 Not Filed	PO BOX 283 NUC EXPRESS	OKLAHOMA CITY	OK	73166	9	5	6,746	35,098.09	14	5	8,391	5	23,531	23	5	15,141	48,629	63,770
HC COMPANIES INC - THE	Form 5500 Not Filed	2450 EDGEMOND BLVD, SUITE 3	TWINSBURG	OH	44087	8	5	6,571	50,007.27	3	5	1,360	5	5,722	11	5	7,931	55,879	63,660
FASTENERS INC SOUTHWESTERN SU	Form 5500 Not Filed	4130 W HARMONY AVE #4	LAS VEGAS	NV	89103	10	5	6,558	45,117.60	5	5	3,776	5	8,235	15	5	10,284	53,353	63,637
WALKER CONSTRUCTION INC	Form 5500 Not Filed	5000E SUNRISE DURHAM/CHICK	OKLAHOMA CITY	OK	73106	17	5	3,993	28,044.25	10	5	8,872	5	22,636	15	5	12,865	50,680	63,545
WAWM STEEL ERECTORS, LLC	Form 5500 Not Filed	1730 W RENO AVE	OKLAHOMA CITY	OK	73106	7	5	3,993	28,044.25	10	5	8,872	5	22,636	15	5	12,865	50,680	63,545
LOHME HOME CENTER INC	Form 5500 Not Filed	1855 W WILLIAMS AVE	FALLON	NV	89406	10	5	7,179	50,840.94	4	5	610	5	4,903	14	5	7,789	56,744	63,532
REC VEGAS LLC	Form 5500 Not Filed	PO BOX 2298	NEW YORK	NV	10163	9	5	5,443	43,292.89	5	5	2,583	5	9,239	14	5	8,036	51,492	63,528
TRI TECH	Form 5500 Not Filed	103 W MESQUITE BLVD	MESQUITE	NV	89027	7	5	6,883	25,198.18	5	5	3,252	5	10,135	12	5	10,135	55,373	63,500
QUALITY BICYCLE PRODUCTS GBC	Neither 4A or 4U Benefits Provided	6400 W 105TH ST	BLOOMINGTON	MN	55438	8	5	7,899	35,094.76	9	5	4,297	5	12,196	17	5	9,192	51,187	63,383
SAWPOD GROUP NEVADA INC	Form 5500 Not Filed	4717 W POST RD	LAS VEGAS	NV	89118	7	5	3,341	23,919.46	7	5	6,011	5	30,062	14	5	12,946	53,964	63,304
CARLE LEONE LLC	Form 5500 Not Filed	7503 W MEMORIAL RD SPAYCO	OKLAHOMA CITY	OK	73142	16	5	4,936	27,841.28	14	5	6,758	5	11,674	29	5	11,674	53,628	63,300
GAMING ENTERTAINMENT NEVADA	Form 5500 Not Filed	1980 FESTIVAL PLAZA DR STE 680	LAS VEGAS	NV	89135	15	5	5,311	47,799.58	6	5	2,763	5	7,427	21	5	8,074	56,227	63,301
CHRISTENSEN CONSTRUCTION LLC	Form 5500 Not Filed	1051 OLSEN ST, 3111	HENDERSON	NV	89011	11	5	3,745	22,820.12	14	5	11,298	5	25,387	21	5	15,043	48,207	63,251
HICKLEN & JOHNSON PLLC	Form 5500 Not Filed	4900 MOORE RANCH RD STE 200	LAS VEGAS	NV	89128	8	5	5,299	33,559.27	12	5	7,500	5	12,437	21	5	12,437	50,237	63,187
DESERT VALLEY CONTRACTING INC	Form 5500 Not Filed	3808 OCTAGON RD	NORTH LAS VEGAS	NV	89030	10	5	5,388	36,544.84	5	5	2,868	5	18,249	12	5	8,206	54,704	63,010
FOR PROPERTY COMPANY	4A or 4U Benefits Provided	1741 VILLAGE CNTR CTR	LAS VEGAS	NV	89134	10	5	3,998	22,579.82	10	5	8,242	5	28,175	17	5	12,340	50,754	62,994
ESSEX PLUMBING CENTER LLC	4A or 4U Benefits Provided	1548 WINDY CENTER DR	IRVING	TX	75038	8	5	6,368	41,153.68	8	5	2,443	5	8,811	15	5	14,622	54,134	62,988
EAGLE AVIATION RESOURCES LLC	Form 5500 Not Filed	5201 TENNYSON PKWY, SUITE 150	PLANO	TX	75024	6	5	3,634	27,207.21	8	5	4,880	5	23,667	14	5	8,514	54,374	62,988
DESIGNING GREAT HOSPITAL	Form 5500 Not Filed	2602 LOISEL DR	NORTH LAS VEGAS	NV	89030	6	5	4,372	26,533.28	7	5	5,541	5	9,913	13	5	9,913	52,960	62,882
VALLEY LAWN CARE LLC	Form 5500 Not Filed	855 6TH ST	LOVELOCK	NV	89419	18	5	4,313	26,790.29	22	5	8,292	5	23,394	40	5	12,705	50,144	62,800
BOB OPERATIONS INC	4A or 4U Benefits Provided	1080 W CANTON AVE STE 100	WINTER PARK	IL	32789	11	5	6,791	48,875.91	7	5	1,400	5	5,706	18	5	8,191	54,564	62,754
LONG MOUNTAIN EXCAVATION & UT	Form 5500 Not Filed	7300 DEAN MARTIN DR #10	LAS VEGAS	NV	89139	10	5	3,988	31,876.94	10	5	6,990	5	19,889	16	5	10,978	53,766	62,744
ROY BOND LLC	Form 5500 Not Filed	1004 BIRMINGHAM & LT	RENO	NV	89506	11	5	5,276	34,749.29	11	5	4,199	5	12,479	19	5	10,889	52,750	62,744
FERNELY ASSISTED LIVING LLC	Form 5500 Not Filed	1701 S. SUTRO TERRACE	CARSON CITY	NV	89101	17	5	6,337	34,674.24	24	5	6,532	5	15,117	41	5	12,869	49,793	62,661
WESTERN PACIFIC PRECAST, LLC	Form 5500 Not Filed	5320 SLOAN RD	SLOAN	NV	89064	6	5	2,837	15,779.84	9	5	8,777	5	35,218	16	5	11,614	50,998	62,612
WALTERS CITY CORP OF AMERICA	Form 5500 Not Filed	3780 BARBERWAY	OKLAHOMA CITY	OK	73102	10	5	6,280	40,368.68	4	5	2,346	5	8,862	13	5	8,862	54,000	62,612
MORTONS OF CHICAGO/PLANNING	Form 5500 Not Filed	PO BOX 66744 NUC EXPRESS	ST LOUIS	MO	63166	9	5	8,428	40,188.27	4	5	2,449	5	13,442	13	5	10,877	53,630	62,506
FASCIOE LLC	Neither 4A or 4U Benefits Provided	8525 E ORCHARD ROAD	GREENWOOD VILLAGE	CO	80111	11	5	6,203	28,852.12	9	5	6,590	5	20,851	19	5	7,193	49,707	62,501
THOMAS S HOLLAN ENTERPRISES I	Form 5500 Not Filed	3225 MILL STREET	RENO	NV	89502	12	5	4,136	37,167.99	4	5	2,977	5	18,183	16	5	11,313	49,593	62,463
ABERCOMBIE & FITTON STORES IN	Form 5500 Not Filed	PO BOX 283 NUC EXPRESS	OKLAHOMA CITY	OK	73166	10	5	6,179	35,375.66	11	5	8,263	5	23,409	19	5	13,067	49,377	62,424
NEXSTAR MEDIA INC	Neither 4A or 4U Benefits Provided	545 E JOHN CARPENTER Pkwy STE 200	IRVING	TX	75062	9	5	6,400	43,963.14	4	5	2,261	5	9,784	13	5	8,661	49,273	62,408
AMERICAN ASSAY LABORATORIES	Form 5500 Not Filed	1500 GLENDALE AVE	SPARKS	NV	89433	11	5	7,695	48,136.55	4	5	2,022	5	4,469	12	5	9,707	52,606	62,312
B & B CONSULTANTS OF NEVADA	Form 5500 Not Filed	750 N 17TH	LAS VEGAS	NV	89029	10	5	5,291	36,840.66	11	5	7,991	5	15,380	15	5	10,266	51,266	62,298
PRESENUS VASCULAR CARE INC	Form 5500 Not Filed	PO BOX 226776 NESTLEYSVON	DALLAS	TX	75222	10	5	6,129	31,793.89	5	5	10,656	5	17,666	8	5	16,485	45,460	62,245
SID OF FALLON LLC	Form 5500 Not Filed	4591 LONGVIEW ST STE 2	RENO	NV	89502	9	5	5,634	34,267.67	14	5	6,787	5	15,440	23	5	12,421	49,708	62,129
MANAINTENANCE AMERICA INC	Neither 4A or 4U Benefits Provided	2320 S 4000 W	SALT LAKE CITY	UT	84120	10	5	4,800	32,616	10	5	3,304	5	6,920	16	5	13,162	49,708	62,129
6TH AND MONKEY LLC	Form 5500 Not Filed	1028 FREMONT ST UNIT 200	LAS VEGAS	NV	89101	10	5	4,206	24,069.68	6	5	6,284	5	27,516	16	5	10,490	51,586	62,076
FIGURE LENDING, LLC	Form 5500 Not Filed	100 W LIBERTY ST STE 600	RENO	NV	89501	8	5	3,709	29,304.61	6	5	8,447	5	20,610	13	5	12,156	49,915	62,071
ADG LLC	4A or 4U Benefits Provided	6775 EDMOND ST	LAS VEGAS	NV	89118	8	5	5,693	43,046.10	5	5	2,291	5	10,907	13	5	8,084	53,954	62,037
BRUN PAINTING AND DRYWALL LLC	Form 5500 Not Filed	1947 WHITNEY MEISA DR	HENDERSON	NV	89014	10	5	4,619	35,365.51	20	5	4,619	5	13,486	15	5	9,406	50,338	61,941
INTEGRITY REHAIR GROUP INCORPO	Form 5500 Not Filed	1200 CORPORATE DR STE 400	BIRMINGHAM	AL	35242	6	5	3,278	18,865.69	19	5	8,552	5	33,180	15	5	11,830	50,046	61,875
ENERCON DB-SSY ASSOCIATES	Form 5500 Not Filed	645 N ARLINGTON AVE #400	RENO	NV	89503	10	5	6,965	36,589.99	7	5	5,079	5	13,233	15	5	12,044	49,823	61,866
FARE CONSTRUCTION CORP	Form 5500 Not Filed	1000 LINDA WAY	SPARKS	NV	89431	10	5	4,986	32,469.29	11	5	3,725	5	11,808	14	5	7,711	52,860	61,822
NCS PEARSON INC	Neither 4A or 4U Benefits Provided	5661 GREEN VALLEY STE 210	BLOOMINGTON	MN	55487	9	5	4,713	43,951.80	9	5								

Appendices

Company Name	Form 5500	Address	City	State	Zip	Employees on Medicaid			Dependents on Medicaid			Total Employees and Dependents					
						Number	State Cost	Federal Cost	Number	State Cost	Federal Cost	Number	State Cost	Federal Cost	Cost		
LAND OCEAN, INC.	Neither 4A or 4B Benefits Provided	9630 BUCKLEVIEW RD STE 106-204	ELK GROVE	CA	95757	8	5	3,387	5,052.36	10	6,004	5	17,177	18	11,391	47,727	59,138
L & H CONCRETE LLC	Form 5500 Not Filed	PO BOX 9	SPARKS	NV	89432	5	6	6,030	31,056.22	11	5,162	18,840	16	11,192	47,896	59,088	
LANNING NURSES INC	Neither 4A or 4B Benefits Provided	2968 E RUSSELL RD	LAS VEGAS	NV	89120	7	5	6,414	27,896.62	9	5,555	19,185	16	11,969	47,086	59,050	
HERS REALTY EMPLOYEE SERVICES LLC	Form 5500 Not Filed	27500 RIVERVIEW CENTER BLVD	VALLEJO SPRINGS	CA	94581	9	5	5,071	24,356.77	9	6,202	21,709	15	10,709	48,309	59,016	
ENHANCED LANDSCAPE MANAGEMENT OF NEVADA LLC	Form 5500 Not Filed	28447 WITHERSPOND PKWY	VALENCIA	CA	91355	7	5	4,044	23,852.51	8	5,375	18,673	15	6,419	49,556	58,975	
ENVIROTECH DRILLING LLC	Form 5500 Not Filed	900 E 4TH ST	WINNEMUCA	NV	89445	10	5	6,061	52,533.25	2	82	203	12	9,143	52,736	58,878	
EMERALD TREATMENT CENTERS-WEST	Form 5500 Not Filed	10801 HIBERT CT	CARSON CITY	NV	89703	7	5	4,099	23,778.31	7	3,499	12,783	17	5,448	48,247	58,695	
HARTFILLER MANUFACTURING LLC	Form 5500 Not Filed	3900 W DEWEY DR	LAS VEGAS	NV	89118	8	5	5,071	27,720.06	7	5,152	19,757	21	11,224	47,325	58,762	
EA & CONSTRUCTION INC	Form 5500 Not Filed	3931 CANTONMENT RD	LAS VEGAS	NV	89108	9	5	5,071	23,520.06	9	6,426	21,543	14	8,132	48,123	58,254	
LAS VEGAS DAY SCHOOL INC	Neither 4A or 4B Benefits Provided	3275 2ND BOCK ST	LAS VEGAS	NV	89146	9	5	5,652	29,241.25	6	3,005	7,150	15	8,657	50,091	58,747	
ENCOMPASS HOME HEALTH OF THE	Form 5500 Not Filed	6688 N CENTRAL EXPY	DALLAS	TX	75206	8	5	5,245	34,614.16	7	3,918	15,733	15	9,240	49,347	58,686	
WESTGATE RESORTS INC	Form 5500 Not Filed	PO BOX 690457 NICK CHURCHILL	ORLANDO	FL	32889	7	5	5,454	43,844.52	3	3,298	7,990	10	6,652	53,831	58,683	
DOM TONTOCO CORP	Form 5500 Not Filed	4820 S EASTERN AVE STE 100	LAS VEGAS	NV	89119	9	5	5,673	36,298.45	5	5,206	15,506	17	6,884	47,856	58,681	
INTERNATIONAL MANAGEMENT LLC	Form 5500 Not Filed	6480 SPRING MOUNTAIN ROAD SUITE 6	LAS VEGAS	NV	89146	14	5	6,715	40,856.90	2	3,454	10,169	16	10,169	53,483	58,660	
DOUGLASS COUNTY	Form 5500 Not Filed	PO BOX 218	MINDEN	NV	89423	23	5	3,142	25,068.92	22	7,477	22,926	45	10,619	47,995	58,613	
SPECIAL EVENT MANAGEMENT LLC	Form 5500 Not Filed	4065 ADJUNA CT # 4065	LAS VEGAS	NV	89103	3	5	4,065	25,945.24	7	6,930	20,903	10	11,686	46,484	58,335	
CARBON HEALTH MEDICAL GROUP OF FLORIDA	4A or 4B Benefits Provided	2100 FRANKLIN ST STE 355	GARLAND	TX	75042	9	5	7,041	40,590.40	8	3,073	7,765	17	10,114	48,355	58,470	
ITS RESTAURANT GROUP LLC	Form 5500 Not Filed	7530 W SAHARA AVE STE 106	LAS VEGAS	NV	89117	12	5	5,321	21,786.60	8	5,378	16,389	20	10,496	47,957	58,453	
PAYCHECK NORTH AMERICA INC	Form 5500 Not Filed	2340 CORPORATE CIR STE 175	HENDERSON	NV	89074	7	5	6,373	29,359.15	9	5,581	17,029	16	11,954	46,388	58,342	
INFINITY HOSPICE CARE OF RENO	Form 5500 Not Filed	8448 E SIEGA RD	SCOTTSDALE	AZ	85260	9	5	4,519	40,093.33	9	2,664	11,056	18	7,183	51,149	58,332	
ON LOCATION INC	Form 5500 Not Filed	250 RIDGE ROAD	DAYTON	NV	8810	9	5	5,665	30,980.25	5	5,919	11,847	10	6,198	47,525	58,313	
HERB HALLMAN CHEVROLET INC	Form 5500 Not Filed	PO BOX 7277	RENO	NV	89502	6	5	8,978	38,272.51	6	3,444	7,612	13	10,027	48,285	58,307	
SALMON ELECTRICAL CONTRACTORS INC	Neither 4A or 4B Benefits Provided	17220 KATY FAWY STE 350	HOUSTON	TX	77094	9	5	5,781	37,135.11	5	4,276	11,113	14	12,452	45,448	58,304	
INDUSTRIAL DESIGN LLC	Form 5500 Not Filed	1905 W WYOMING AVE STE 1	RENO	NV	89138	7	5	7,711	37,426.13	13	9,236	29,493	26	14,272	49,243	58,243	
HORROCKS ENGINEERS INC	Neither 4A or 4B Benefits Provided	2162 W Grove Park Ste 401	PLEASANT GROVE	UT	84062	7	5	3,180	28,618.88	7	4,551	11,881	17	7,731	50,500	58,231	
JETBLUE AIRWAYS CORP	Neither 4A or 4B Benefits Provided	PO BOX 28010 WYTHOMAS & T	NASHVILLE	TN	37278	8	5	5,351	40,238.59	3	2,041	10,541	12	5,392	50,780	58,172	
ATLANTIC CONCRETE INC	Form 5500 Not Filed	11 W HOBSON RIDGE PKWY	HENDERSON	NV	89073	11	5	6,275	49,298.58	11	7,862	24,483	14	10,463	48,653	58,114	
INC SMITH LLC	Form 5500 Not Filed	4300 S DURANGO DR #100	LAS VEGAS	NV	89147	7	5	6,282	46,348.62	3	1,466	3,426	10	8,248	49,775	58,022	
SIEBBA VIII INC	Form 5500 Not Filed	881 EAST GLENDALE	SPARKS	NV	89411	10	5	4,875	35,044.96	6	3,410	14,604	16	8,285	49,707	57,994	
SYNOPSIS LLC	Neither 4A or 4B Benefits Provided	411 E PARKCENTER BLVD STE 300	BOISE	ID	83706	10	5	7,363	43,660.01	5	2,165	4,785	15	8,528	48,445	57,973	
ETCHEVERRY, RAYMOND	Form 5500 Not Filed	215 BULLFAP SUITE 330	RENO	NV	89801	3	5	3,211	19,380.47	3	4,457	13,042	30	12,672	47,400	57,924	
INTERIOR FABRICATORS	Neither 4A or 4B Benefits Provided	10800 BISCAYNE BLVD STE 830	MIAMI	FL	33161	6	5	5,235	39,597.78	6	3,297	10,579	15	8,532	49,336	57,867	
TIBERTI, J A	Form 5500 Not Filed	4975 ROGERS ST	LAS VEGAS	NV	89118	10	5	4,243	38,047.28	8	3,403	12,125	18	7,646	50,172	57,819	
COCK WEST LLC	Form 5500 Not Filed	1301 CORPORATE BLVD	HENDERSON	NV	89027	10	5	4,415	34,980.21	10	4,800	14,660	20	8,240	49,424	57,780	
COOPER ROOFING & SOLAR INC	4A or 4B Benefits Provided	5785 ROGERS ST	LAS VEGAS	NV	89118	11	5	5,876	36,649.10	12	4,550	10,645	23	10,246	51,374	57,721	
SUNSHINE AIR SYSTEMS INC	Form 5500 Not Filed	7880 COMMERCIAL WAY	HENDERSON	NV	89011	10	5	4,498	32,111.63	11	5,785	15,237	21	10,283	47,349	57,633	
RAMONA INC	Form 5500 Not Filed	8515 E GARDNER BLVD STE 130	CAHANAHUA	CA	92826	8	5	3,043	26,288.18	4	3,043	7,268	14	3,043	46,343	57,624	
INNOVATIONS INTERNATIONAL CHA	Form 5500 Not Filed	1600 E DANEY BLVD	LAS VEGAS	NV	89104	8	5	4,615	39,023.55	5	2,470	5,515	13	7,085	51,523	57,597	
PROGRESS RAIL SERVICES	4A or 4B Benefits Provided	PO BOX 1037	ALBERTVILLE	AL	35850	8	5	5,143	35,199.23	7	5,021	12,203	15	10,164	47,402	57,566	
BLAKE EXPRESS INC	Form 5500 Not Filed	PO BOX 5007	SPARKS	NV	89435	11	5	6,529	41,743.49	5	2,108	7,178	16	8,637	48,921	57,559	
RONITO MICHIGAN INC	Form 5500 Not Filed	3715 S WALKER BLVD	ROSTON	VA	24381	8	5	4,214	35,981.36	17	4,557	12,986	25	9,771	47,969	57,510	
MEDIA SERVICES PROCESSING LLC	Form 5500 Not Filed	2300 W EMPIRE AVE FLS	BURBANK	CA	91504	6	5	3,848	34,633.11	4	2,530	5,408	10	6,378	51,041	57,419	
SUNSHINE PAVING INC	Form 5500 Not Filed	1580 S FORT APACHE RD STE 120	LAS VEGAS	NV	89148	5	5	4,825	27,020.63	6	6,277	18,438	13	11,052	46,350	57,411	
FLUERS RESTAURANT GROUP INC	Form 5500 Not Filed	1605 LAS VEGAS BLVD S	MINNEAPOLIS	MN	55419	15	5	3,245	33,914.68	15	4,800	13,649	30	12,600	47,793	57,370	
CHUNG AND KIL INC	Form 5500 Not Filed	2560 MONTGUESSURI CT STE 208	IRVING	TX	75017	10	5	2,979	19,006.84	11	7,526	27,826	19	10,505	46,894	57,400	
GALAXY VEGAS LLC	Form 5500 Not Filed	15060 Ventura Blvd #350	SHERMAN OAKS	CA	91403	8	5	4,856	23,865.12	8	4,770	23,899	16	9,626	47,764	57,390	
COO LLC	Form 5500 Not Filed	508 N PHILLIPS ST	RENO	NV	89501	5	5	4,058	27,927.57	5	1,619	4,207	10	6,791	50,573	57,367	
GENIUS CONTRACTING COMPANY	Neither 4A or 4B Benefits Provided	8100 DUSAN WAY #100	HENDERSON	NV	89011	5	5	6,290	39,914.10	5	3,449	7,660	14	9,739	47,574	57,313	
AMERICAN NATIONAL REAL ESTATE	4A or 4B Benefits Provided	PO BOX 1020	PLEASANT GROVE	UT	84062	8	5	4,870	31,912.88	9	6,388	14,120	17	11,258	46,033	57,291	
AMERICAN NATIONAL REAL CROSS	Neither 4A or 4B Benefits Provided	2025 E 4TH NW	WASHINGTON	DC	20006	8	5	5,653	38,791.47	6	2,593	10,241	14	5,246	49,021	57,260	
HYATT CORPORATION	Neither 4A or 4B Benefits Provided	150 N RIVERSIDE PLZ	HOUSTON	TX	77002	10	5	4,987	43,887.77	10	4,254	13,877	20	9,255	51,891	57,170	
LIVE NATION WORLDWIDE INC	Form 5500 Not Filed	688 WESTHEIMER RD SUITE 120	HOUSTON	TX	77006	10	5	6,986	39,243.07	6	2,697	8,230	16	8,683	47,473	57,156	
PATHWAY VET ALLIANCE LLC	Neither 4A or 4B Benefits Provided	800 W CESAR CHAVEZ ST #100	AUSTIN	TX	78701	7	5	3,746	30,565.31	11	6,489	16,337	18	10,235	46,900	57,137	
PERDUE INTERIORS INCORPORATE	Neither 4A or 4B Benefits Provided	1308 MARK CREEK	GARDNERVILLE	CA	95941	10	5	4,223	41,886.56	11	7,448	21,488	21	8,242	48,127	57,064	
NHMI LVB LLC	Form 5500 Not Filed	6675 S CIMARRON RD STE 100	LAS VEGAS	NV	89113	9	5	4,508	40,571.36	4	1,919	5,994	13	6,427	50,565	56,997	
ALTERNATIVE BUSINESS EQUIPMENT INC	Form 5500 Not Filed	720 S 4TH ST	LAS VEGAS	NV	89101	5	5	3,590	32,309.36	5	5,198	15,857	10	8,798	48,166	56,954	
PARADISE CANYON CLUB LLC	Form 5500 Not Filed	4020 PARADISE PKWY	MESQUITE	NV	89027	15	5	2,976	25,585.98	5	4,620	12,966	20	7,891	48,943	56,923	
STEWART & SUNDELL CONCRETE INC	Form 5500 Not Filed	1760 N BROOKS AVE	NORTH LAS VEGAS	NV	89002	5	5	2,976	25,585.98	5	5,203	13,147	10	8,179	48,166	56,910	
EMPLOYMENT SERVICES INC	4A or 4B Benefits Provided	4455 SOUTH BLVD STE 400	VIRGINIA BEACH	VA	23452	4	5	4,512	38,535.75	4	3,879	9,884	12	8,391	48,420	56,810	
RELIANT CONSTRUCTION LLC	Form 5500 Not Filed	2919 GALENA DR	HENDERSON	NV	89118	8	5	4,811	34,970.08	7	2,917	8,411	15	8,212	48,558	56,770	
LP RESTORATION LLC	Form 5500 Not Filed	570 W CHEVYNE AVE STE 210	RENO	NV	89503	10	5	6,533	31,619.19	6	3,086	7,664	16	11,619	48,066	56,740	
GUCCI AMERICA INC	Form 5500 Not Filed	150 TOWANA ROAD	WAYNE	MI	7470	10	5	5,075	36,027.96	7	2,594	12,962	17	7,669	48,990	56,659	
YES&COMPANIES, LLC	Neither 4A or 4B Benefits Provided	801 S RAMPART BLVD STE 200	LAS VEGAS	NV	89145	8	5	6,334	26,215.49	8	4,875	19,277	16	11,209	45,444	56,652	
PORTULACA INC	Form 5																

Appendices

Company Name	Form 5500	Address	City	State	Zip	Employees on Medicaid				Dependents on Medicaid				Total Employees and Dependents				
						Number	State Cost	Federal Cost	Number	State Cost	Federal Cost	Number	State Cost	Federal Cost	Cost			
TROPICANA EXPRESS LLC	Form 5500 Not Filed	2831 BOARDWALK	ATLANTIC CITY	NJ	8401	24	5	4,099.3	42,210.55	25	5	1,781.5	4,936	49	5	7,474.5	47,151	54,580
SPORTS ARENA LAS VEGAS LLC	Form 5500 Not Filed	11035 LAVENDER HILL DR #160-632	LAS VEGAS	NV	89135	12	5	8,923	39,356.85	4	5	1,918	4,238	16	5	10,841	43,595	54,438
EAST WEST LOGHILL LLC	Form 5500 Not Filed	400 S 4TH ST STE 500	LAS VEGAS	NV	89101	10	5	5,290	41,444.40	3	5	1,292	5,008	13	5	6,922	47,423	54,344
TU CASARER LAS VEGAS	Form 5500 Not Filed	4300 BROOKER LAKE CIR	LAS VEGAS	NV	89147	5	5	1,860	15,865.4	11	5	6,311	7,200	16	5	10,311	43,885	54,196
1V STADIUM EVENTS COMPANY, LLC	Form 5500 Not Filed	1475 RAIDERS WAY	HENDERSON	NV	89062	7	5	3,844	29,044.64	10	5	3,922	17,746	17	5	7,266	46,791	54,057
PLATINUM PASTERS INC	Form 5500 Not Filed	PO BOX 34389	LAS VEGAS	NV	89133	8	5	4,125	32,648.09	6	5	4,032	17,243	14	5	8,157	45,891	54,048
HENDERSON CHEVROLET CITY	4A or 4U Benefits Provided	13300 LAS VEGAS BLVD STE 1160	ST LOUIS	MO	63166	9	5	4,200	34,347.08	8	5	4,400	9,242	17	5	9,351	45,139	54,493
PENNY ELECTRIC LLC	Form 5500 Not Filed	1987 WHITNEY MESA DR	HENDERSON	NV	89014	9	5	5,718	31,445.35	5	5	4,228	9,344	14	5	9,246	41,690	53,774
BUCKLE INC	Form 5500 Not Filed	PO BOX 283 NUC EXPRESS	ST LOUIS	MO	63166	9	5	9,008	33,048.58	5	5	3,008	5,644	14	5	9,116	43,697	53,774
CAROLAN PARKING & TRK, LLC	Form 5500 Not Filed	3300 LAS VEGAS BLVD STE 1160	LAS VEGAS	NV	89109	8	5	3,298	26,831.90	10	5	5,616	19,179	17	5	9,355	45,015	53,369
SUTHERLAND CONSTRUCTION DEV J	Form 5500 Not Filed	121 RANCHO MARIA ST	LAS VEGAS	NV	89148	8	5	3,513	19,297.91	11	5	7,173	23,518	18	5	10,685	43,814	53,500
MSA ENTERPRISES CONSTRUCTION	Form 5500 Not Filed	7501 EASTGATE DR	HENDERSON	NV	89011	7	5	3,874	31,868.99	8	5	3,846	10,270	15	5	7,720	45,639	53,359
DEL MONTE CAPITAL REALTY COMPANY	Form 5500 Not Filed	100 E RIDGE RD	HIGHLAND	CT	06877	7	5	7,269	37,143.40	5	5	2,498	6,189	13	5	10,067	45,283	53,350
FULCRUM BIOTECH INC	Form 5500 Not Filed	4900 HOFFARD ROAD STE 220	PLEASANTON	CA	94588	10	5	4,400	39,520.10	12	5	2,177	7,200	22	5	6,577	46,725	53,300
AMERICAN MULTIONEMA, INC	4A or 4U Benefits Provided	PO BOX 280100TH COMMERKTR	NASHVILLE	TN	37228	8	5	4,936	27,755.19	4	5	2,742	17,825	12	5	6,778	45,580	53,259
ELV SHOSHONE TRIBE	Form 5500 Not Filed	505 S FOCHIE HWY	ELY	NV	89301	11	5	3,336	25,784.42	9	5	4,279	19,332	20	5	8,075	45,116	53,192
CITY OF SPARKS	Form 5500 Not Filed	PO BOX 852	SPARKS	NV	89431	7	5	3,298	26,831.90	10	5	5,616	19,179	17	5	9,355	43,991	53,146
PEAVINE CONSTRUCTION INC	Form 5500 Not Filed	2332 LARKIN CIRCLE	SPARKS	NV	89431	7	5	4,476	40,279.79	3	5	1,282	7,108	10	5	5,758	47,388	53,145
TRAVELERS INDEMNITY COMPANY	Form 5500 Not Filed	PO BOX 283 NUC EXPRESS	ST LOUIS	MO	63166	7	5	4,515	28,729.44	5	5	3,649	16,133	12	5	8,164	44,292	53,090
HOTTE WORLD INC	Form 5500 Not Filed	4081 SALLESTRIM WAY S	LAS VEGAS	NV	89120	8	5	3,623	16,640.26	9	5	6,260	26,621	17	5	9,987	43,081	53,071
WILLO BIDCO INC	Neither 4A or 4U Benefits Provided	7300 SAMUEL MORSE DR STE 300	COLUMBIA	MO	21046	10	5	7,901	32,520.53	7	5	3,754	8,885	17	5	11,655	43,405	53,061
LIED DISCOVERY CHILDRENS MUSEUM	Form 5500 Not Filed	360 PROMENADE PL	LAS VEGAS	NV	89106	8	5	3,840	32,320.90	7	5	4,691	12,163	15	5	8,531	44,476	53,008
FT PUB & LLC	Form 5500 Not Filed	465 S MEADOWS PKWY #5	RENO	NV	89511	10	5	4,142	33,671.85	3	5	2,173	10,892	13	5	6,315	46,504	52,819
BEST JANTORIAL SERVICES INC	Form 5500 Not Filed	1560 GLENDALE AVE	SPARKS	NV	89431	7	5	4,200	35,410.4	7	5	2,706	7,128	14	5	7,128	45,660	52,785
CB RICHARD ELLIING	Form 5500 Not Filed	6980 SIERRA CENTER PKWY STE 160	RENO	NV	89511	8	5	6,344	34,863.13	6	5	2,989	8,551	14	5	9,833	43,414	52,746
KAMM CONSTRUCTION LLC	Form 5500 Not Filed	1580 CONSTRUCTION AVE	LAS VEGAS	NV	89122	10	5	3,262	29,327.01	4	5	3,644	16,540	14	5	6,906	43,807	52,713
AVIRA GROUP, INC	4A or 4U Benefits Provided	190 W MONROE ST STE 2050	CHICAGO	IL	60606	6	5	4,096	41,742.66	6	5	3,488	11,616	12	5	4,820	41,629	52,449
UKUSIVE STAFFING, LLC	Form 5500 Not Filed	8774 YATES DR STE 210	WESTMINSTER	CO	80031	5	5	5,362	49,669.79	5	5	4,634	12,916	11	5	6,904	42,586	52,382
LEGENDARY STAFFING INC	Form 5500 Not Filed	PO BOX 2850	ANAHAIM	CA	92809	11	5	5,885	45,027.07	1	5	519	1,147	12	5	9,466	46,174	52,578
ALL AMERICAN SPARKS SVCS INC	Form 5500 Not Filed	5605 S EASTERN AVE	SPARKS	NV	89419	6	5	4,213	31,445.35	6	5	3,498	12,429	12	5	7,702	44,865	52,567
ANDREW HEAD LLC	Form 5500 Not Filed	206 SOUTH DIVISION ST 2BU	CARSON CITY	NV	89703	15	5	4,893	16,642.24	21	5	9,366	31,254	36	5	14,259	38,296	52,555
NEVADA LINKS INC	Form 5500 Not Filed	8975 S PEGGS RD STE 6A	HENDERSON	NV	89074	7	5	1,861	16,752.49	7	5	3,818	10,088	14	5	5,679	46,840	52,520
SSAC CORPORATION	Form 5500 Not Filed	1 EIBC CIR	VERO	FL	88439	8	5	5,230	35,573.58	7	5	3,631	8,026	15	5	8,861	43,600	52,460
GENIVIA CENTRED HEALTHCARE CORPORATION	Form 5500 Not Filed	1805 S 4TH ST	BOULDER	CO	80501	10	5	2,660	23,979.1	10	5	2,179	8,072	19	5	8,298	43,386	52,409
FALCON RIDGE GOLF COURSE, LLC	Form 5500 Not Filed	1024 NORMANDY LN	MESEQUITE	NV	89007	8	5	2,040	12,654.05	8	5	11,668	26,045	16	5	13,708	38,699	52,407
PUBLIC EMPLOYEES RETIREMENT	Form 5500 Not Filed	693 W AVE LAKE	CARSON CITY	NV	89703	8	5	4,968	44,653.88	8	5	858	1,897	16	5	5,826	46,551	52,377
M R D HAWK AND IRONWALL LLC	Form 5500 Not Filed	1542 W PATRICK LN STE 110	LAS VEGAS	NV	89118	14	5	4,325	37,400.1	11	5	3,919	13,467	25	5	8,400	45,807	52,376
ROUTE RUNNERS-NV	Form 5500 Not Filed	9446 CAPE CT	RENO	NV	89506	13	5	5	39,770.52	4	5	1,924	4,252	17	5	8,285	44,023	52,307
LAS VEGAS DIGITAL DENTAL SOL	Form 5500 Not Filed	4141 MACARTHUR BLVD	NEWPORT BEACH	CA	92660	6	5	5,890	37,774.23	5	5	2,691	5,949	14	5	8,581	43,723	52,305
TAHOE CONEST HOSPITAL DIST	Form 5500 Not Filed	PO BOX 750	BUCKEENEE	CA	95640	8	5	3,265	28,628.8	8	5	2,968	10,285	16	5	8,266	43,288	52,288
BLAKE EAGLE CONSULTING INC	Form 5500 Not Filed	1345 CAPITAL BLA	RENO	NV	89502	6	5	4,176	35,206.03	3	5	1,812	5,130	9	5	5,988	45,286	52,274
A PLUS HOME HEALTH SERVICES LLC	Form 5500 Not Filed	6765 W CHARLESTON BLVD	LAS VEGAS	NV	89146	7	5	7,310	37,993.38	4	5	2,154	4,761	11	5	9,464	43,754	52,219
MADAME TUSLUND LAS VEGAS LLC	Form 5500 Not Filed	3372 Las Vegas Blvd R2004	LAS VEGAS	NV	89109	10	5	5,303	24,634.06	6	5	3,837	18,441	16	5	9,140	43,075	52,215
PULLSPECTRA SERVICES LLC	Form 5500 Not Filed	7645 PHOENIX AVE	RENO	NV	89513	10	5	4,911	45,192.61	5	5	3,474	8,524	15	5	6,324	45,349	52,191
GRAND BASIN INSTITUTE CORP	Neither 4A or 4U Benefits Provided	16750 MT ROSE HWY	RENO	NV	89511	12	5	4,736	42,624.66	1	5	464	4,172	13	5	5,200	46,727	51,996
LOWANS CENTER FOR BEHAVIOR	Form 5500 Not Filed	5550 W FLAMINGO RD STE CS	LAS VEGAS	NV	89103	10	5	4,693	40,581.52	6	5	1,807	4,888	16	5	6,500	45,470	51,970
ALL WESTERN PORTAGE INC	Form 5500 Not Filed	8445 W SUNSET RD STE 100	LAS VEGAS	NV	89123	10	5	4,828	49,900.26	11	5	4,921	12,923	21	5	8,292	43,215	51,888
PROJECT W LLC	Form 5500 Not Filed	3115 LAS VEGAS BLVD S	LAS VEGAS	NV	89109	7	5	2,998	26,983.55	8	5	4,327	17,632	15	5	7,325	44,616	51,940
ARNOLD BEER CONST INC	Form 5500 Not Filed	3920 S 1100 E #200 HANGGI	SALT LAKE CITY	UT	84124	7	5	4,976	34,398.21	15	5	3,889	8,602	22	5	8,265	42,999	51,864
CASE HANSEN SECURITY SERVICES, LLC	Form 5500 Not Filed	1508 E 39TH AVE	WINTER KANSAS CITY	MO	64116	10	5	4,198	37,566.03	6	5	1,436	6,636	16	5	6,529	45,159	51,833
RAYCO DRYWALL	Form 5500 Not Filed	250 CHISM ST	RENO	NV	89503	6	5	2,257	20,236.74	8	5	8,233	21,016	14	5	10,490	43,251	51,743
MAIN ELECTRIC SUPPLY COMPANY LLC	Form 5500 Not Filed	3660 W SEGESTROM AVE	SANTA ANA	CA	92704	4	5	3,565	20,510.76	11	5	5,141	22,516	15	5	8,706	43,027	51,734
IKH WORKS CONSULTING INC	Form 5500 Not Filed	3528 W POST RD	LAS VEGAS	NV	89118	8	5	4,250	24,990.06	5	5	3,003	8,490	10	5	7,229	44,440	51,693
HALLMARK MARKETING COMPANY LL	4A or 4U Benefits Provided	2501 WEGES TRAFFIC WAY	KANSAS CITY	MO	64141	6	5	4,918	45,939.84	1	5	179	1,147	7	5	6,150	45,538	51,692
EDWARD HOLSING INC	Form 5500 Not Filed	8475 S EASTERN AVE STE 305	LAS VEGAS	NV	89123	5	5	4,676	30,095.13	4	5	2,553	14,301	9	5	7,224	44,400	51,629
E J MCKERRAN CO, THE	Form 5500 Not Filed	800 S ROCK BLVD	RENO	NV	89502	6	5	4,461	33,484.69	7	5	4,568	10,097	13	5	9,025	43,586	51,612
TREPS LLC	Form 5500 Not Filed	1900 N CREIGHTON RD	HENDERSON	NV	89108	13	5	4,825	38,490.61	11	5	7,427	14,446	22	5	11,247	44,496	51,521
PLS RESTAURANTS INC	Form 5500 Not Filed	2309 N CARSON ST	CARSON CITY	NV	89106	6	5	3,475	31,249.26	11	5	2,140	12,271	21	5	7,845	43,520	51,465
FIRELY PARTNERS LLC	Form 5500 Not Filed	3824 PARADISE RD	LAS VEGAS	NV	89169	7	5	6,154	47,730.34	2	5	1,109	2,451	9	5	7,263	44,201	51,465
REVERE INC	Form 5500 Not Filed	8200 WINDHURST DR	REVERE															

Appendices

Company Name	Form 5500	Address	City	State	Zip	Employees on Medicaid				Dependents on Medicaid				Total Employees and Dependents			
						Number	State Cost	Federal Cost	Number	State Cost	Federal Cost	Number	State Cost	Federal Cost	Cost		
HARRIS LAW FIRM LLP	Neither 4A or 4U Benefits Provided	801 S FOURTH STREET	LAS VEGAS	NV	89101	10	5	2,861	27,975.92	12	5	7,030	16,448	11	18,991	37,234	59,113
PATRICK SIGNS INC	Form 5500 Not Filled	5115 ARVILLE ST	LAS VEGAS	NV	89118	8	5	3,792	32,054.38	3	5	2,358	10,828	11	6,150	42,882	49,032
CAZ SIMPSON INC	Form 5500 Not Filled	2925 W AIRFIELD DR	DALLAS	TX	75261	6	5	3,211	29,794.64	5	5	2,290	13,575	11	5,601	43,370	48,970
BANEMAN USA LLC	4A or 4U Benefits Provided	7251 CROSS AVE	TRICO RIVERA	CO	80660	2	5	1,594	13,486.86	8	5	3,963	17,918	9	5,293	41,395	48,250
PAYPELINC	Form 5500 Not Filled	211 VIOLET ST #100	GOLDEN	CO	80061	6	5	5,461	34,606.40	3	5	2,026	6,743	9	7,487	41,349	48,836
FOOD COURTS OF NEVADA LLC	Form 5500 Not Filled	104 CASSIA WAY	HENDERSON	NV	89014	6	5	4,749	30,666.25	5	5	3,906	9,485	13	8,657	40,153	48,807
MOORE TOWNES RESORT LLC	Form 5500 Not Filled	PO BOX 122826 MEMPHIS	MEMPHIS	TN	38117	1	5	5,485	31,629.31	8	5	3,518	12,617	13	10,349	39,400	48,747
GA PINE INC	Neither 4A or 4U Benefits Provided	PO BOX 27806	ALBUQUERQUE	NM	87125	5	5	5,998	30,380.96	5	5	2,531	10,402	14	7,929	40,783	48,712
FRESH CUTS LLC	Form 5500 Not Filled	6745 ESCONDIDO ST	LAS VEGAS	NV	89119	7	5	4,266	26,411.46	6	5	5,591	12,258	13	9,857	38,769	48,627
REPUBLICAN ELECTRIC INC	Form 5500 Not Filled	1988 W PICOSS DR	LAS VEGAS	NV	89115	7	5	4,455	20,148.78	7	5	5,517	12,617	17	11,517	38,833	48,357
LAS VEGAS COUNTRY CLUB LLC	Form 5500 Not Filled	3000 JOE W BROWN DR	LAS VEGAS	NV	89109	9	5	4,888	47,003.17	1	5	958	1,286	10	5,245	43,289	48,536
DELIVERATIUS LLC	Form 5500 Not Filled	8085 S EASTERN AVE STE 125	LAS VEGAS	NV	89123	9	5	5,010	29,842.06	5	5	2,484	5,178	14	7,494	40,950	48,444
ARKANSAS BEST FREIGHT SYSTEM	Neither 4A or 4U Benefits Provided	PO BOX 283 NUC EXPRESS	ST LOUIS	MO	63166	8	5	6,722	35,476.06	4	5	4,899	4,198	12	8,644	40,295	48,295
SAFETY KLEEN SYSTEMS INC	Form 5500 Not Filled	1470 RIDER TR L 5	EARTH CITY	MO	63084	10	5	5,485	32,484.86	8	5	2,854	7,931	18	7,931	40,421	48,260
US TELEPACIFIC CORPORATION	4A or 4U Benefits Provided	3000 N CIMARRON RD	ST LOUIS	MO	63119	8	5	6,233	27,748.55	7	5	4,811	10,044	13	11,044	37,122	48,166
BROWN EDWARD I	Form 5500 Not Filled	1361 STELLA LAKE ST #6	LAS VEGAS	NV	89106	6	5	4,483	40,348.33	2	5	1,018	2,294	8	5,231	42,642	48,163
GREAT BASIN INDUSTRIAL LLC	Neither 4A or 4U Benefits Provided	1206 FURTHER MEADOW DR STE A	KAYVILLE	UT	84037	7	5	14,920	33,566.26	7	5	14,920	33,566	7	14,920	33,566	48,158
HUGO BOSS RETAIL INC	Form 5500 Not Filled	PO BOX 283 NUC EXPRESS	ST LOUIS	MO	63166	8	5	3,319	27,286.25	5	5	3,348	5,186	13	6,667	41,472	48,138
TORRID LLC	Neither 4A or 4U Benefits Provided	PO BOX 28010 WITHOMAS & T	NASHVILLE	TN	37228	6	5	3,761	33,851.44	5	5	2,512	7,988	11	6,279	41,839	48,113
PRIME CANDY COMPANY	Form 5500 Not Filled	405 EMMONSWAY	RENO	NV	89503	7	5	3,999	25,088.61	1	5	815	2,233	7	4,805	43,242	48,043
RICH USA INC	Neither 4A or 4U Benefits Provided	300 EAGLEVIEW BLVD STE 200	EXTON	PA	19341	5	5	2,814	22,681.41	9	5	6,385	16,143	14	9,199	38,874	48,077
SERRA NEVADA CORPORATION	4A or 4U Benefits Provided	444 SALOMON CIRCLE	SPARKS	NV	89434	7	5	5,758	33,621.96	5	5	2,690	5,946	12	8,448	39,568	48,016
HERBS AND VIE INCORPORATED	Form 5500 Not Filled	3713 W SAHARA AVE	LAS VEGAS	NV	89102	7	5	4,090	36,088.19	3	5	2,205	4,873	10	6,299	41,684	47,976
AA PERSONAL CARE, LLC	Form 5500 Not Filled	1900 E BONANZA RD	LAS VEGAS	NV	89101	5	5	2,971	25,931.10	5	5	5,015	14,053	12	7,992	39,984	47,976
DATA CONSULTANCY SERVICES	Form 5500 Not Filled	378 THORNHILL ST	EDISON	NJ	8887	8	5	5,295	34,019.05	8	5	2,514	6,074	16	7,989	40,993	47,901
STERILICITY ENVIRONMENTAL SOLUTIONS INC	Form 5500 Not Filled	350 POPPARK CHURCH ROAD	CAMP HILL	PA	17011	15	4	4,295	16,472.20	16	5	7,279	19,422	31	11,004	39,053	47,890
BERKSON ELECTRIC COMPANY INC	Form 5500 Not Filled	12710 E 117TH AVE	COMMERCE CITY	CO	80040	12	5	4,925	22,600.00	11	5	6,000	11,511	23	12,511	41,662	47,861
URTH LLC	Form 5500 Not Filled	10175 W TWIN AVE STE 130	LAS VEGAS	NV	89147	6	5	5,510	17,808.87	8	5	4,704	16,607	14	10,214	37,652	47,630
HIDDEN VALLEY COMPANY CLUB	Form 5500 Not Filled	449 S VIRGINIA ST FL 4	RENO	NV	89501	9	5	4,603	24,376.65	9	5	5,267	13,273	17	9,870	37,652	47,522
BARBY INC	Form 5500 Not Filled	14530 WINDHURST BLVD STE B13	FARMING	CA	91348	6	5	4,606	28,424.88	12	5	5,406	12,880	18	10,688	38,428	47,488
GARDINALE AG NEVADA INC	Form 5500 Not Filled	7000 W SAHARA AVE	LAS VEGAS	NV	89117	6	5	2,769	24,743.46	6	5	3,282	16,675	12	6,051	41,418	47,470
AUTO COMPANY XXX INC	Form 5500 Not Filled	1075 WUOHNG CARPENTERWAY23	IRVING	TX	75063	6	5	4,893	19,510.34	3	5	3,569	19,492	8	8,460	39,002	47,463
CALIFORNIA CAPITAL INSURANCE	4A or 4U Benefits Provided	PO BOX 3110	MONTREY	CA	93942	8	5	7,262	28,224.36	6	5	3,626	8,240	14	10,988	36,654	47,442
400 ANGELES TRUCK CTR LLC	Neither 4A or 4U Benefits Provided	2425 PULCK ROAD	WITTIER	CA	90021	4	5	1,814	8,691	10	5	1,814	6,871	14	6,734	40,560	47,442
CURTIS 1000 INC	Form 5500 Not Filled	1745 RED CHEST DR	MNN	56003	6	5	3,380	24,948.78	10	5	5,354	13,649	16	8,734	38,954	47,328	
ARENA CORPORATION, THE	Form 5500 Not Filled	4420 ARVILLE ST STE 6	LAS VEGAS	NV	89103	8	5	4,568	41,082.52	1	5	519	1,147	9	5,087	42,230	47,316
REED EDWARDS COMPANY	Form 5500 Not Filled	18 FARM SPRINGS RD NAT #2	HARRINGTON	CA	90032	4	5	5,949	28,671.05	1	5	3,352	8,670	14	8,960	38,243	47,244
USA RECYCLING LLC	4A or 4U Benefits Provided	3200 E FRONTIER AVE	ANAHEIM	CA	92806	6	5	5,444	28,671.05	1	5	3,352	8,670	13	8,701	38,531	47,232
DESIGN CONCRETE OF NEVADA INC	Form 5500 Not Filled	6225 S VALLEY VIEW BLVD STE 1	LAS VEGAS	NV	89118	6	5	1,662	14,962.07	7	5	7,783	22,819	9	9,445	37,781	47,227
CHANGELING MURKIN GROUP LLC	Form 5500 Not Filled	11480 TOWN CENTER DR STE 150C	RENO	NV	89509	10	5	4,286	21,485.16	7	5	4,286	12,123	17	8,985	37,865	47,188
COVYS LAWN SERVICE LLC	Form 5500 Not Filled	70 Rose Circle	RENO	NV	89509	10	5	4,644	21,859.46	7	5	2,845	6,288	17	8,985	37,781	47,157
MMA RDR LLC	Form 5500 Not Filled	1806 W KETTELMAN LN STE F	LODI	CA	95242	3	5	3,454	20,848.48	3	5	7,052	15,587	6	10,506	36,333	47,042
DISTRICT BELLITA VITAL LLC	Form 5500 Not Filled	2225 VILLAGE WALK DR STE 181	HENDERSON	NV	89052	8	5	5,114	26,935.83	7	5	3,831	11,063	15	8,944	37,999	46,943
GREAT FEDERAL CREDIT UNION	Form 5500 Not Filled	9770 S VIRGINIA ST	RENO	NV	89511	8	5	4,415	25,953.89	8	5	3,890	8,305	15	8,305	37,770	46,938
HESSMAN GRAPH PRINTING & DESI	Form 5500 Not Filled	6655 S TENAYA WAY STE 150	LAS VEGAS	NV	89113	8	5	3,010	21,954.48	10	5	5,012	16,816	18	8,022	38,770	46,791
LINCOLN ELECTRIC COMPANY	4A or 4U Benefits Provided	22801 ST CLAIR AVE	CLEVELAND	OH	44117	6	5	2,825	12,092.83	8	5	6,820	24,412	14	9,654	37,110	46,764
ROBERT MOSE BROS INC	Form 5500 Not Filled	2313 MARKET STREET	RENO	NV	89502	1	5	2,299	6,643.92	2	5	4,032	9,822	3	6,032	37,110	46,764
MORREY DISTRIBUTING CO INC	Form 5500 Not Filled	1810 E LINCOLN WAY	SPARKS	NV	89144	9	5	2,489	29,130.50	1	5	2,310	9,763	14	7,779	38,945	46,724
LITHIA RENT CO LLC	Form 5500 Not Filled	150 N BARTLETT ST	MEDFORD	OR	97501	9	5	5,664	24,160.26	7	5	3,618	16,244	12	6,302	40,404	46,707
PRINEX INCORPORATION	Form 5500 Not Filled	1223 NORTH F ST	RICHMOND	VA	23218	10	5	4,500	23,504.99	10	5	6,401	16,823	20	8,223	38,862	46,681
GARDINALE HEALTH 414 LLC	Form 5500 Not Filled	PO BOX 283 NUC EXPRESS	ST LOUIS	MO	63166	8	5	3,355	25,939.85	7	5	5,396	11,926	11	8,751	37,864	46,617
MESNER REEVES LP	4A or 4U Benefits Provided	1480 WYNWOOD ST	DENVER	CO	80202	5	5	4,247	12,670.49	5	5	9,234	20,410	10	13,481	33,080	46,562
GRAND CANYON AIRLINES INC	Form 5500 Not Filled	1265 AIRPORT ROAD NWPL	BOULDER CITY	NV	89005	7	5	5,267	31,995.21	2	5	3,081	6,924	9	8,348	38,205	46,553
CACTUS LLC	Form 5500 Not Filled	3880 HOWARD HUGHES PKWY	LAS VEGAS	NV	89169	28	4	4,097	24,298.39	40	5	4,278	13,281	68	5,176	40,430	46,538
ADVENT HOME HEALTH CARE AGENC	Form 5500 Not Filled	700 S SILVERADO RANCH 150	LAS VEGAS	NV	89183	5	5	6,975	29,282.86	4	5	2,263	7,990	9	9,238	37,278	46,515
ASSOCIATED MANAGEMENT INC	Form 5500 Not Filled	10009 PRO CIR #200	RENO	NV	89512	8	5	5,445	25,301.05	7	5	3,821	13,508	15	8,666	37,809	46,476
MARSHALL CLUB VENTURES LIT	Form 5500 Not Filled	9605 GREEN ACRES DR	CARSON CITY	NV	89705	6	5	4,938	20,806.60	5	5	3,767	10,681	11	6,983	38,470	46,460
MEE 2 INC	Neither 4A or 4U Benefits Provided	174 CONEY ISLAND DR	SPARKS	NV	89481	2	5	5,631	37,368.79	2	5	1,062	2,346	9	6,693	39,711	46,408
BDO USA LLP	Neither 4A or 4U Benefits Provided	PO BOX 66744 NUC EXPRESS	ST LOUIS	MO	63166	7	5	4,565	25,919.57	6	5	3,320	12,541	13	7,885	38,461	46,347
PHORONIX INC	Form 5500 Not Filled	200 S KENDRICK HWY/ROCK	RENO	NV	89501	6	5	4,938	20,806.60	5	5	3,767	10,681	11	6,983	38,470	46,347
HARRIS REBEL SERVICES CORPORA	Form 5500 Not Filled	2025 N 3RD ST STE B-172	PHOENIX	AZ	85004	10	5	5,133	25,463.43	10	5	4,872	10,768	20	10,005	38,213	46,236
SRG ASSOCIATES LLC	Form 5500 Not Filled	955 KELLY JOHNSON DR	LAS VEGAS	NV	89119	1											

Appendices

Company Name	Form 5500	Address	City	State	Zip	Employees on Medicaid				Dependents on Medicaid				Total Employees and Dependents			
						Number	State Cost	Federal Cost	Number	State Cost	Federal Cost	Number	State Cost	Federal Cost	Cost		
KPMG LLP	Neither 4A or 4U Benefits Provided	3 CHESTNUT RIDGE RD	MONTVILLE	NJ	7845	5	5	2,257	28,674.81	2	2	2,265	5	5	5,527	38,471	43,993
LDVINO MASONRY LLC	Form 5500 Not Filed	9400 EL CAMINO RD	LAS VEGAS	NV	89339	7	7	3,856	26,293.02	4	4	2,382	10,432	11	6,238	36,723	47,963
RETIERBOLD LLC	Form 5500 Not Filed	140 S GREEN VLY PKY #172	HENDERSON	NV	89012	6	5	3,299	21,028.64	5	5	4,785	13,785	11	5,144	34,814	45,959
RETAILITY COMPANY	Form 5500 Not Filed	PO BOX 1380	CONOVERSBERRY	NC	28631	3	3	4,815	25,222.98	8	8	4,165	10,773	11	8,980	36,046	47,029
PDM STEEL SERVICE CENTERS INC	Form 5500 Not Filed	9245 LAGUNA SPRINGS DR STE 350	RUK GROVE	CA	95758	5	5	10,316	25,430.83	3	3	2,155	4,763	8	12,471	30,194	42,666
ALLMETAL INC	4A or 4U Benefits Provided	11 BIERK PLACE STE 900	TRASCA	IL	60543	4	4	4,224	34,925.33	2	2	475	3,060	11	5,449	37,985	47,435
HABS & LINC	Form 5500 Not Filed	1960 MONTESQUIRT ST #20R	IRVING	TX	75017	7	7	4,324	20,724.64	8	8	4,008	6,030	15	8,336	38,064	47,400
S280 PRODUCTIONS, LLC	Form 5500 Not Filed	4640 PELOS ST UNIT B	DENVER	CO	80211	11	5	6,399	29,346.41	6	6	2,069	5,173	17	8,468	33,519	41,988
AUDACY SERVICES LLC	Form 5500 Not Filed	2400 MARKET ST FL 4	PHILADELPHIA	PA	19103	5	5	4,515	30,433.06	4	4	2,313	5,513	9	6,828	35,546	47,374
BEVERLY HILLS OF NEVADA	Form 5500 Not Filed	9500N FLAMINGO RD #104	LAS VEGAS	NV	89147	7	7	4,224	20,724.64	8	8	4,008	6,030	15	8,336	38,064	47,400
BR PROPERTIES INC	Form 5500 Not Filed	1631 CAL EBRON RD #A-6	LAUGHJUN	NV	89029	15	5	3,166	27,314.32	7	7	3,419	8,404	22	6,605	35,718	45,323
BOME PROTECTIVE SERVICES INC	Form 5500 Not Filed	871 COLONARD CENTER DR STE 200	HENDERSON	NV	89092	7	7	5,201	32,761.90	3	3	1,357	2,999	10	6,560	35,761	45,323
COCCONE LLC	Form 5500 Not Filed	1588 CAROLISTE COURT	BOULDER CITY	NV	89005	4	4	3,603	13,322.67	10	10	7,739	17,649	14	11,342	39,379	45,144
GLENY LERNER A PROP CORP	Neither 4A or 4U Benefits Provided	4795 S DURANGO	LAS VEGAS	NV	89147	8	5	4,815	25,222.98	8	8	4,165	10,773	16	5,568	36,280	47,848
EDGE BALLY LLP	Form 5500 Not Filed	PO BOX 2545	FARGO	ND	58108	10	5	2,502	22,522.28	6	6	3,452	5,954	11	5,954	36,182	45,137
SHAMBHAUGH & SON LP	Form 5500 Not Filed	PO BOX 1287	FORT WAYNE	IN	46801	10	4	3,335	17,372.33	5	5	5,933	25,407	9	9,268	33,779	45,048
SENDCUT SEND LLC	Form 5500 Not Filed	4855 S CONGRY LN	RENO	NV	89502	8	5	6,298	29,263.20	9	9	1,560	4,532	17	8,248	33,795	45,038
PREMISE HEALTH EMPLOYER SOLUTIONS LLC	Form 5500 Not Filed	PO BOX 28010 W THOMAS AND COMPANY	NASHVILLE	TN	37248	4	5	3,735	17,489.15	11	11	6,225	14,579	21	5,960	33,068	43,028
TRE RACKING, THE	Neither 4A or 4U Benefits Provided	7105 WORNEN PKWY	SOUTH BEND	IN	46628	12	5	2,243	13,999.77	14	14	5,509	20,257	26	7,752	34,249	42,001
PROLINE INTERIORS INC	Form 5500 Not Filed	1610 BOLLINGER MANOR AVE	HENDERSON	NV	89013	1	1	2,086	25,080.02	1	1	2,167	10,333	2	4,653	28,522	44,936
CERTAIN TEED GYPSUM MANUFACTU	Form 5500 Not Filed	7505 E SWEDSFORD RD	VALLEY FORGE	PA	19382	2	2	4,015	26,133.06	2	2	554	1,236	4	4,669	37,355	41,928
SCOTT ROOPIING LLC	Form 5500 Not Filed	715 WRIGHT WAY	SPARKS	NV	89431	3	4	2,534	22,820.20	3	3	410	1,438	6	6,674	35,248	41,923
ODYSSEY CHARTER SCHOOLS OF NEV	Form 5500 Not Filed	2255 S JONES BLVD #100A	LAS VEGAS	NV	89146	4	5	3,589	21,047.87	6	6	4,913	12,343	10	5,502	34,393	44,893
PROFESSIONAL TRANSPORTATION I	Neither 4A or 4U Benefits Provided	3700 EAST MORGAN AVENUE	DYANVILLE	IN	47715	7	7	3,630	26,371.31	1	1	1,508	3,969	8	5,568	36,280	43,848
GIANT MUT PRODUCTIONS LLC	Form 5500 Not Filed	4060 W SUNSET RD STE H	LAS VEGAS	NV	89118	9	5	4,616	37,160.21	-	-	-	-	9	4,616	37,160	41,776
PANVIEW LLC	Form 5500 Not Filed	246 VIA ANTONIA AVE	LAS VEGAS	NV	89119	6	5	5,363	28,132.30	5	5	2,267	5,595	11	7,630	34,727	42,347
BACK ROOM SHOES INC	Neither 4A or 4U Benefits Provided	810 S TECHNOLOGY DR	CHARLOTTE	NC	28262	12	6	2,441	17,320.11	11	11	4,700	7,410	23	7,410	34,727	42,347
VILLAGE PUP WIGWAM LLC	Form 5500 Not Filed	4178 KOVAL LANE	LOS ANGELES	CA	90069	5	5	3,025	20,987.90	11	11	5,740	12,771	16	7,935	33,759	41,693
NO CEILING US, LLC	Form 5500 Not Filed	9200 W SUNSET BLVD STE 600	LOS ANGELES	CA	90069	6	5	2,956	14,650.78	6	6	5,740	18,303	9	8,696	32,954	41,650
WESTERN LIGHT PROTECTIO	Form 5500 Not Filed	2038 RUSSELLWAY UNIT A	GENTRANAHL	CA	90147	6	6	2,881	29,827.66	11	11	2,461	6,483	14	7,944	38,188	48,137
HADCO CORPORATION	4A or 4U Benefits Provided	2001 JOSHUA RD	LAFAYETTE HILL	PA	19444	2	2	2,834	28,372.86	5	5	4,622	15,832	8	7,456	34,155	41,611
OVIATION DEVELOPMENT	Form 5500 Not Filed	6071 S FORT APACHE RD STE 100	LAS VEGAS	NV	89148	3	3	2,369	21,321.90	3	3	1,784	16,053	6	4,153	37,375	41,528
GAU BROTHERS INC	Form 5500 Not Filed	3111 S VALLEY VIEW BLVD STE A114	LAS VEGAS	NV	89102	6	6	3,670	33,033.38	3	3	1,501	3,817	9	5,171	36,390	45,524
NORCA CORPORATION	Form 5500 Not Filed	2460 W SARARA AVE	LAS VEGAS	NV	89123	11	5	2,584	25,621.58	11	11	6,917	18,486	22	7,884	39,287	47,173
CITY OF BOULDER CITY	Form 5500 Not Filed	401 CALIFORNIA AVE	BOULDER CITY	NV	89005	6	5	2,964	38,281.02	4	4	4,721	15,445	14	5,785	33,696	41,381
MARS WRIGLEY CONFECTIONERY US LLC	Form 5500 Not Filed	930 W EVERGREEN AVE	CHICAGO	IL	60642	4	4	2,582	23,235.18	5	5	2,984	12,580	9	5,546	35,815	41,364
ROBERTS COMMUNICATIONS NETWORK LLC	Form 5500 Not Filed	4075 VOLUNTEER LANE	HENDERSON	NV	89004	4	4	3,295	24,982.51	4	4	2,841	11,241	8	4,829	34,244	41,073
MT ROSE HEATING & AIR CONDIT	Form 5500 Not Filed	310 SUNSHINE LANE	RENO	NV	89502	9	5	2,036	16,548.15	7	7	4,383	18,377	16	6,419	34,925	41,341
GRAMMEY BAKERY CA, LLC	Form 5500 Not Filed	7175 BELCASTRO ST STE 101	LAS VEGAS	NV	89113	7	5	4,214	23,830.20	6	6	3,830	9,417	13	8,044	33,247	41,291
HEARST MAGNETIC & ASSOCIATES	Form 5500 Not Filed	1625 MEADOWS LN STE 400	BOCA RATON	FL	33433	4	4	4,656	24,202.57	4	4	3,820	10,067	8	5,482	34,265	41,751
SHARLE SYSTEMS INTERNATIONAL I	Form 5500 Not Filed	3840 N COMMERCE ST	NORTH LAS VEGAS	NV	89017	7	5	3,340	16,420.57	6	6	4,815	16,673	13	8,155	33,924	41,249
CHAIN ELECTRIC HOLDINGS INC	Form 5500 Not Filed	1501 W YAMATO RD	BOCA RATON	FL	33431	3	3	3,668	33,015.48	2	2	1,381	3,053	5	5,049	36,068	41,119
ODYSSEY CHARTER SCHOOLS INC	Form 5500 Not Filed	894 HILLTOP RD	LAS VEGAS	NV	89134	4	5	3,370	30,331.43	4	4	2,284	5,068	8	5,564	35,380	41,435
WESTSIDE FEDERAL CREDIT UNION	Form 5500 Not Filed	2775 S RAINBOW BLVD	LAS VEGAS	NV	89146	5	5	3,264	25,317.58	5	5	2,788	5,317	10	5,317	35,706	41,027
GRANGE TDD LLC	Form 5500 Not Filed	2110 FESTIVAL PLAZARD160	LAS VEGAS	NV	89135	7	5	4,080	26,371.90	6	6	3,035	7,251	13	5,175	33,623	40,738
MS&M SHEET METAL & STEEL FABRIC	Form 5500 Not Filed	11001 I GRIG ST	SPARKS	NV	89431	5	5	4,070	36,631.90	-	-	-	-	5	4,070	36,632	40,702
TRIDE E DEVELOPER INC	Form 5500 Not Filed	198 ROK ROCK WAY	SPARKS	NV	89431	1	1	2,748	25,927.66	1	1	1,843	4,503	2	4,503	34,927	40,434
WESTERN TRADES CONSTRUCTION I	Form 5500 Not Filed	4345 CORPORATE CENTER DR STE 200	NORTH LAS VEGAS	NV	89030	8	5	3,181	28,962.62	6	6	1,971	4,356	14	5,752	33,317	40,669
HOWARD HUGHES MANAGEMENT CO., LLC	Neither 4A or 4U Benefits Provided	13155 HOEL RD STE 950	DALLAS	TX	75240	4	5	3,737	16,327.25	7	7	4,538	16,061	11	8,275	32,388	40,663
COVENANT CARE CARSON, LLC	Form 5500 Not Filed	PO BOX 283 NUK EXPRESS	MO	63166	1	1	1,605	16,666.66	1	1	1,206	2,109	2	1,206	13,722	14,928	
THE CRACK SHACK LAS VEGAS, LLC	Form 5500 Not Filed	3770 LAS VEGAS BLVD S	LAS VEGAS	NV	89109	6	5	4,295	27,939.50	4	4	2,606	5,761	12	6,901	33,700	40,601
RADIOLOGY PARTNERS MANAGEMENT LLC	Form 5500 Not Filed	2360 LITAH AVE STE 201	EL SEGUNDO	CA	90245	6	3	2,358	21,222.05	6	6	3,549	13,461	12	5,907	34,683	40,590
TUNAYE PEAK INC	Form 5500 Not Filed	4735 CLEAR MEAR DR	LAS VEGAS	NV	89129	6	6	6,274	25,976.79	4	4	3,816	8,485	12	10,090	36,413	40,500
PACIFIC INCORPORATED	4A or 4U Benefits Provided	1225 ONE VALLEY DR	PAIN ARBOR	NC	28087	7	5	4,591	24,553.94	7	7	2,828	7,419	14	8,419	35,255	40,248
3950 CIGAR FLAVORS INC	Form 5500 Not Filed	3950 E CRAIG RD	N LAS VEGAS	NV	89030	5	5	2,349	13,616.50	11	11	5,349	12,228	16	5,349	34,845	40,194
NIGHT MARKET LLC	Form 5500 Not Filed	3335 S LAS VEGAS BLVD	LAS VEGAS	NV	89109	5	5	1,821	16,386.24	5	5	2,803	10,082	8	4,724	35,468	40,192
SUNORY INDUSTRIES LLC	Form 5500 Not Filed	3070 BARROW WAY	RENO	NV	89511	3	3	3,285	28,986.25	4	4	1,928	5,282	8	6,210	33,252	40,472
CHEVRON PHILLIPS CHEM CO LP	Neither 4A or 4U Benefits Provided	PO BOX 283 NUK EXPRESS	ST LOUIS	MO	63166	4	4	2,672	21,761.48	4	4	3,787	10,888	10	6,459	33,649	40,109
THE SYNERGY PLAN PLUS LLC	Form 5500 Not Filed	1708 RIO DEL MAR DR	LAS VEGAS	NV	89128	5	5	3,333	22,486.60	6	6	2,907	11,369	11	6,240	33,856	40,096
TRULIFLEXION GUMMINUM, LLC	Form 5500 Not Filed	1240 CORPORATE CIR STE 160	HENDERSON	NV	89004	6	5	4,284	23,669.62	6	6	2,640	6,667	12	6,667	32,531	40,192
LAS VEGAS HOCKEY VILL	Form 5500 Not Filed	9705 N FLAMINGO RD #130	LAS VEGAS	NV	89147	7	5	3,300	23,680.61	3	3	1,814	10,690	10	5,614	34,371	39,985
LABORATORY MEDICINE CONSULTAN	Form 5500 Not Filed	13257 RIATA TRACE PKWY STE A210	AUSTIN	TX	78727	3	5	3,									

Appendices

Company Name	Form 5500	Address	City	State	Zip	Employees on Medicaid			Dependents on Medicaid			Total Employees and Dependents						
						Number	State Cost	Federal Cost	Number	State Cost	Federal Cost	Number	State Cost	Federal Cost	Cost			
CITY NATIONAL BANK	Neither 4A or 4U Benefits Provided	555 S. Flower St. 18th Fl	LOS ANGELES	CA	90071	5	\$	1,622.5	19,999.67	7	\$	3,367.5	9,721	12	\$	7,079.5	29,721.5	37,699
DAAS LAS VEGAS, LLC	Form 5500 Not Filed	8038 LODGE RD	NORTH LAS VEGAS	NV	89030	6	\$	3,425	27,306.73	3	\$	2,156	4,786	9	\$	5,581	33,072.5	37,622
COADALE ELECTRIC SUPPLY INC	Form 5500 Not Filed	5245 WEST 2400 SOUTH	WEST VALLEY CITY	UT	84120	6	\$	3,434	30,908.42	2	\$	872	2,443	8	\$	4,306	33,342.5	37,620
LUCY COBB LLC	Form 5500 Not Filed	125 CHURCH AVE. S	KNOXVIBURST	TN	37575	5	\$	1,744	17,444.00	11	\$	3,432	5,115	16	\$	6,222	22,559.5	30,821
MR BBOV, LLC	Form 5500 Not Filed	4240 SPRING MOUNTAIN RD	LAS VEGAS	NV	89102	5	\$	1,466	13,151.38	3	\$	2,289	20,602	8	\$	3,755	33,793.5	37,548
STORNEY COUNTY	Form 5500 Not Filed	PO BOX 432	VIRGINIA CITY	NV	89440	5	\$	2,864	26,544.87	7	\$	3,408	8,663	14	\$	4,272	37,208.5	37,480
ASSOCIATED LAUNDRY MANAGEMENT	Form 5500 Not Filed	250 BURKE RD	RENO	NV	89506	5	\$	1,406	12,741.90	1	\$	1,918	5,572	10	\$	3,380	18,899.5	21,279.5
BOLLING CRAB VEGAS LLC, THE	Form 5500 Not Filed	4025 S. DECATUR BLVD	LAS VEGAS	NV	89103	7	\$	3,690	19,183.68	9	\$	3,551	10,966	16	\$	7,241	30,150.5	37,390
THE HIBBERT VEGAS GOODS INC	Form 5500 Not Filed	2700 MILAN CT	BIRMINGHAM	AL	35213	7	\$	3,988	28,011.18	3	\$	1,661	3,672	10	\$	5,649	31,683.5	37,332
PUBLIC RESTROOM COMPANY	Form 5500 Not Filed	2501 BUSINESS HWY	HUNTSVILLE	AL	35823	7	\$	3,613	26,603.00	7	\$	2,613	5,005	14	\$	5,226	31,608.5	37,313
CUSHMAN & WAKEFIELD US INC	Neither 4A or 4U Benefits Provided	1290 AVENUE OF THE AMERICAS #7	NEW YORK	NY	10104	4	\$	4,159	16,447.89	7	\$	5,187	11,405	11	\$	9,346	27,851.5	37,258
B&C BED ROCK, LLC	Form 5500 Not Filed	PO BOX 752621	LAS VEGAS	NV	89136	6	\$	2,840	23,714.58	5	\$	2,493	8,039	11	\$	5,333	31,754.5	37,086
ORMAT NEVADA INC	Form 5500 Not Filed	6140 PULMUS ST STE 200	RENO	NV	89519	10	\$	2,654	23,816.19	8	\$	2,121	8,399	18	\$	4,775	32,211.5	36,992
POW SHOE WAREHOUSE INC	Form 5500 Not Filed	PO BOX 60344 NUC EXPRESS	ST LOUIS	MO	63166	8	\$	3,981	19,333.23	7	\$	4,214	9,331	15	\$	8,195	28,626.5	36,821
HAYES & PYDA MDS LTD	Form 5500 Not Filed	9480 DOUBLE DIAMOND PKWY STE 100	RENO	NV	89521	9	\$	4,318	20,599.02	9	\$	3,679	8,204	18	\$	7,997	28,803.5	36,801
LEMO ACQUISITION LLC	Form 5500 Not Filed	560 W LAKE MEAD PKWY	HENDERSON	NV	89015	6	\$	4,516	27,005.60	2	\$	880	4,395	8	\$	5,396	31,401.5	36,797
HEAVENLY COOP-GEN FIB	Form 5500 Not Filed	55 E 50TH ST 2ND FL	NEW YORK	NY	10022	5	\$	1,406	13,940.77	7	\$	3,933	5,283	10	\$	5,225	23,296.5	36,770
MOMENT CONSTRUCTION INC	Form 5500 Not Filed	3110 S DURANGO DR STE 205	LAS VEGAS	NV	89117	4	\$	3,329	19,779.75	4	\$	4,182	9,200	8	\$	7,691	28,980.5	36,672
VETRI MANAGEMENT LLC	Form 5500 Not Filed	1312 S PIRCE ST APT 1F	PHILADELPHIA	PA	19107	4	\$	3,551	23,274.79	4	\$	1,842	7,997	8	\$	5,393	31,272.5	36,664
HEAVENLY COOP-GEN FIB	Form 5500 Not Filed	PO BOX 283 NUC EXPRESS	ST LOUIS	MO	63166	10	\$	4,516	27,004.65	3	\$	711	4,423	13	\$	5,227	31,428.5	36,653
COLORWAY US, LLC	Form 5500 Not Filed	3680 N 5TH ST STE 100	NORTH LAS VEGAS	NV	89092	4	\$	4,096	24,493.89	5	\$	2,822	6,238	9	\$	5,918	30,731.5	36,649
HOLM ELECTRIC INC	Form 5500 Not Filed	PO BOX 8856	MCLELLAN VILLAGE	NV	89450	7	\$	4,479	30,833.63	3	\$	210	1,038	10	\$	4,689	31,872.5	36,560
RK INDUSTRIES	Neither 4A or 4U Benefits Provided	4800 INDUSTRIAL WAY	BENICIA	CA	94810	3	\$	2,751	24,759.84	2	\$	1,340	7,698	5	\$	4,091	32,458.5	36,549
REXITT CANTON GOLD LLC	Form 5500 Not Filed	PO BOX 2778	ELKO	NV	89803	22	\$	5,625	20,734.33	18	\$	2,769	7,311	40	\$	8,398	28,125.5	36,523
F W CARSON COMPANY	Form 5500 Not Filed	1064 TAMARA BLVD	MCLELLAN VILLAGE	NV	89451	4	\$	2,209	15,866.73	5	\$	5,742	9,551	9	\$	7,993	25,858.5	36,508
CHANEL INC & SUBSIDIARIES	Neither 4A or 4U Benefits Provided	876 CENTENNIAL AVE	PISCATAWAY	NJ	8854	4	\$	2,717	17,722.88	5	\$	3,095	12,871	9	\$	5,812	30,624.5	36,436
MCLELLAN	Form 5500 Not Filed	474 GREG ST #119	SPARKS	NV	89431	7	\$	4,239	27,949.00	12	\$	5,400	11,217	19	\$	7,809	39,145.5	36,417
WELLS WELLNESS OF REHO, LLC	Form 5500 Not Filed	491 COURT ST	RENO	NV	89501	8	\$	4,587	24,311.18	4	\$	1,603	5,863	12	\$	6,190	30,175.5	36,365
PIRAMID LAKE JUNIOR-SENIOR HI	Form 5500 Not Filed	P.O. BOX 267	NIWON	NV	89424	8	\$	1,773	13,210.96	8	\$	4,999	18,371	13	\$	6,772	30,983.5	36,354
PARULOUS LLC	Form 5500 Not Filed	4380 S DURANGO DR	LAS VEGAS	NV	89147	4	\$	3,278	28,643.58	10	\$	3,121	8,099	14	\$	4,220	36,743.5	36,320
VOLTA SYSTEMS GROUP	Form 5500 Not Filed	4350 S DURANGO DR #100	LAS VEGAS	NV	89147	4	\$	2,178	15,910.65	4	\$	3,820	14,211	8	\$	5,998	30,121.5	36,120
SOUL LLC	Form 5500 Not Filed	7780 DUNVILLE #2	LAS VEGAS	NV	89139	4	\$	3,734	16,911.45	4	\$	4,056	11,415	8	\$	7,790	28,722.5	36,116
SURGARE OF COMPREHENSIVE DIGESTIVE, LLC	Form 5500 Not Filed	2875 N LAMAR BLVD STE 5	LAS VEGAS	NV	89115	5	\$	3,143	28,281.47	7	\$	792	3,807	7	\$	3,935	32,090.5	36,025
A D CONSTRUCTION INC	Form 5500 Not Filed	P.O. BOX 500 (BLDG. 1-3W)	NASHVILLE	TN	37202	5	\$	2,540	16,639.34	11	\$	4,662	8,733	16	\$	7,224	25,363.5	35,991
VERSAAR INC	Form 5500 Not Filed	5301 LONGVIEW LN STE 116	RENO	NV	89501	2	\$	2,515	19,846.33	2	\$	5,055	10,990	7	\$	7,565	30,836.5	35,991
VERSAAR CORPORATION	Form 5500 Not Filed	445 WESTERN RD	RENO	NV	89506	6	\$	2,684	14,920.25	6	\$	4,001	14,375	11	\$	6,685	29,295.5	35,981
MOKEYS LEARNING CENTER LLC	Form 5500 Not Filed	55 GREG ST	SPARKS	NV	89431	5	\$	2,987	24,808.61	10	\$	1,947	7,711	15	\$	4,934	32,540.5	35,976
BICENTENNIAL ANIMAL HOSPITAL, LLC	Form 5500 Not Filed	455 DORN BELL LN	RENO	NV	89513	7	\$	3,295	24,808.61	11	\$	2,123	4,693	18	\$	5,418	30,501.5	35,919
HOLDS HEALTHCARE SOLUTIONS	Form 5500 Not Filed	2386 E TROPICANA AVE	LAS VEGAS	NV	89119	7	\$	4,649	21,089.53	5	\$	2,599	5,745	12	\$	7,448	26,835.5	35,902
GRANLEO BAKERY INC	Form 5500 Not Filed	405 S HIGHWAY 101 STE 50	COLLINGSBURG	MO	63016	4	\$	2,768	23,821.33	6	\$	2,768	1,323	10	\$	4,536	25,144.5	35,893
KLACH ANIMAL HOSPITAL LTD	Form 5500 Not Filed	5045 W MARDON AVE	LAS VEGAS	NV	89139	6	\$	4,153	25,859.76	4	\$	1,829	4,043	10	\$	5,982	29,903.5	35,884
NEVADA PP, LLC	Form 5500 Not Filed	1990 S VIRGINIA ST	RENO	NV	89502	5	\$	2,869	18,847.07	6	\$	3,961	10,111	11	\$	6,830	28,958.5	35,788
RAHAL CONSTRUCTION INC	Form 5500 Not Filed	1380 RIDGE RD STE 200	ROCKWELL	TX	75087	10	\$	1,891	16,505.62	8	\$	4,299	12,965	18	\$	6,190	29,471.5	35,660
CONTRI CONSTRUCTION COMPANY	Form 5500 Not Filed	18075 CONSTRUCTION AVE	LAS VEGAS	NV	89122	5	\$	3,261	15,345.67	6	\$	2,915	6,176	11	\$	5,186	25,647.5	35,617
ELITE AT LEGACY GOLF CLUB	Form 5500 Not Filed	2650 N LAMONT ST	LAS VEGAS	NV	89115	5	\$	5,845	24,972.62	3	\$	1,503	3,323	8	\$	7,348	28,301.5	35,648
CHARLOTTE'S LANDSCAPE SHOP INC	Form 5500 Not Filed	1375 E WAKAM SPRINGS RD STE 200	LAS VEGAS	NV	89120	4	\$	4,504	25,047.02	4	\$	1,879	4,133	11	\$	5,683	29,200.5	35,584
NEVADATS LLC	Form 5500 Not Filed	6065 S DURANGO DR #100	LAS VEGAS	NV	89113	4	\$	2,327	17,431.41	9	\$	3,175	7,297	13	\$	5,402	30,135.5	35,549
AMERICAN PROPANE INC	Form 5500 Not Filed	5200 BUFFINGTON RD	ATLANTA	GA	30349	3	\$	3,267	17,507.72	3	\$	1,363	3,365	6	\$	4,630	30,871.5	35,503
PROFESSIONAL	Form 5500 Not Filed	PO BOX 283 NUC EXPRESS	ST LOUIS	MO	63166	11	\$	2,622	17,697.68	12	\$	3,713	11,419	23	\$	6,355	29,117.5	35,471
JDSI LLC	Form 5500 Not Filed	130 S KAMAHAY BLVD STE 300	LAS VEGAS	NV	89101	5	\$	3,888	18,385.62	10	\$	3,775	8,284	15	\$	7,663	27,722.5	35,399
SH & SK INC	Form 5500 Not Filed	1518 CARAFE COURT	PALM BEACH GARD	FL	33410	4	\$	3,025	27,275.97	3	\$	1,557	3,441	7	\$	4,582	30,657.5	35,248
IA ENTERPRISES OF NEVADA INC	Form 5500 Not Filed	5115 SPRING MOUNTAIN RD STE 117	LAS VEGAS	NV	89146	7	\$	2,666	12,488.14	8	\$	3,397	16,691	15	\$	6,063	29,179.5	35,241
NEW MILKMIN BUILDING SYSTEM	Form 5500 Not Filed	3839 N 56TH ST	PHOENIX	AZ	85016	7	\$	2,549	22,862.22	6	\$	2,184	7,632	13	\$	4,734	30,494.5	35,227
ASHLEY APARTMENTS	Form 5500 Not Filed	7975 W JEFFERSON BLVD	FORT WAYNE	IN	46804	13	\$	6,847	34,661.31	29	\$	6,847	17,461	39	\$	13,688	51,142.5	35,187
WERDOD BC INC	Form 5500 Not Filed	PO BOX 15203	SACRAMENTO	CA	95851	4	\$	2,568	23,115.47	4	\$	2,956	6,539	8	\$	5,524	29,650.5	35,175
IRBAN NEEDLES LLC	Form 5500 Not Filed	4660 FLIPPIN ST	LAS VEGAS	NV	89115	5	\$	2,495	18,091.45	8	\$	4,495	10,089	13	\$	6,990	28,189.5	35,171
DESERT BUICK-GMC TRUCKS LLC	Form 5500 Not Filed	500 LAS VEGAS BLVD STE 113	LAS VEGAS	NV	89108	5	\$	2,994	21,288.66	4	\$	1,804	3,894	9	\$	4,798	29,087.5	35,169
DEAN DAIRY FARM, LLC	Form 5500 Not Filed	PO BOX 283 NUC EXPRESS	ST LOUIS	MO	63116	4	\$	2,391	14,529.98	4	\$	1,859	9,368	8	\$	4,251	30,898.5	35,149
SUN CITY ANIMAL HOSPITAL LLC	Form 5500 Not Filed	1405 N 98TH ST	KANSAS CITY	MO	66111	6	\$	3,172	20,393.73	4	\$	1,982	5,582	10	\$	5,154	29,970.5	35,130
HIDELTY BROKERAGE SVCS LLC	Form 5500 Not Filed	93200 LAKE MEAD BLVD	ST LOUIS	MO	63124	5	\$	2,705	18,322.80	1	\$	4,237	1,0					

Appendices

Company Name	Form 5500	Address	City	State	Zip	Employees on Medicaid			Dependents on Medicaid			Total Employees and Dependents					
						Number	State Cost	Federal Cost	Number	State Cost	Federal Cost	Number	State Cost	Federal Cost	Cost		
HUTCHES CAR WASHES INC	Form 5500 Not Filed	6350 S MCCARRAN BLVD	RENO	NV	89509	5	5	2,890	5	1,908	5	4,381	10	5	7,988	27,483	33,280
C & E BUILDERS LLC	Form 5500 Not Filed	5303 LONGLEY LN BLDG D55-156	RENO	NV	89511	6	5	3,866	3	2,130	3	4,707	9	5	5,996	26,274	33,266
SOUTHWEST FOODSERVICE EXCELLENCE LLC	Form 5500 Not Filed	9380 E HAINES DR # 100	SCOTTSDALE	AZ	85260	16	5	3,260	23	17,789.46	23	3,484	39	5	8,944	25,440	34,250
REBS HOLDINGS, LLC	Form 5500 Not Filed	3900 RAVENWOOD AVE	CHESTNUT	CA	90613	3	5	1,999	3	4,457	3	3,378	8	5	3,855	19,339	23,196
STILL LLC	Form 5500 Not Filed	6445 S TENAYA WAY STE 350	LAS VEGAS	NV	89113	7	5	4,978	3	2,869.36	3	1,644	10	5	6,622	25,503	33,127
THINGTHAT LLC	Form 5500 Not Filed	7373 S RAINBOW BLVD # 101	LAS VEGAS	NV	89139	5	5	3,022	5	27,200.69	5	591	10	5	6,612	28,507	33,119
MOBILE LLC	Form 5500 Not Filed	6480 SPRING MOUNTAIN RD STE 1	NORTH LAS VEGAS	NV	89146	5	5	2,960	5	3,879.70	5	5,511	9	5	29,580	32,718	32,718
ADVISOR GROUP, INC	Neither 4A or 4U Benefits Provided	20 E THOMAS RD STE 2000	PHOENIX	AZ	85012	3	5	3,041	4	4,338	4	3,739	7	5	7,873	24,671	32,550
SNAP-ON LOGISTICS COMPANY	Form 5500 Not Filed	PO BOX 46744 NUC EXPRESS	ST LOUIS	MO	63166	7	5	1,753	11	9,465.21	11	6,050	18	5	8,030	24,081	33,884
TRANSFORMATION FLUOR CORPORA	Form 5500 Not Filed	3100 STATE ST	ALBANY	CA	95019	4	5	2,295	5	3,052	5	2,722	13	5	3,652	24,529	32,413
SIERRA NEVADA IPL INC	Form 5500 Not Filed	PO BOX 847	ROSELIE	CA	95461	6	5	3,193	5	24,253.28	5	1,294	8	5	4,487	27,114	33,601
BROWN & BROWN, INC	4A or 4U Benefits Provided	300 N BEACH ST	DAYTONA BEACH	FL	32116	4	5	2,612	2	23,504.13	2	1,679	6	5	4,291	27,216	33,507
SAVAGE & SON, INC	Form 5500 Not Filed	PO BOX 1180	LAS VEGAS	NV	89110	6	5	3,348	4	18,572.97	4	2,361	10	5	5,709	25,788	33,478
INTEGRATED ENVIRONMENTAL SYSTEMS, LLC	Form 5500 Not Filed	1565 W HARMON AVE STE A	LAS VEGAS	NV	89103	3	5	1,799	5	3,132	5	3,132	8	5	26,558	30,346	30,346
PAI SHARED SERVICES LLC	Form 5500 Not Filed	7789 LIESBURG PIKE STE 300N	FALLS CHURCH	VA	22043	2	5	2,106	2	1,464	2	884	5	5	3,570	22,767	31,377
THORONAL ARMSTRONG, PROFESSIONAL CORPORATION	Form 5500 Not Filed	1100 E BRIDGER AVE	LAS VEGAS	NV	89103	4	5	3,942	3	26,987.67	3	761	6	5	4,703	26,674	33,374
SMART CLEANING SOLUTIONS LLC	Form 5500 Not Filed	2640 W BRIDGES AVE	NORTH LAS VEGAS	NV	89832	3	5	1,590	5	107,889.81	5	4,292	8	5	5,482	29,480	33,333
HOSPITALITY RENOVATION SERVIC	Form 5500 Not Filed	1055 WINDY ST STE C	LAS VEGAS	NV	89119	5	5	4,795	2	17,617.94	2	2,779	7	5	7,574	23,758	31,333
DIAMBA CONSTRUCTION INC	Form 5500 Not Filed	PO BOX 10865	RENO	NV	89510	5	5	2,547	4	17,346.38	4	3,291	9	5	5,838	25,416	31,254
PYE-BANKEN FIRE & SAFETY, LLC	4A or 4U Benefits Provided	11405 WAYNES BRIDGE/ROAD STE 350	ALPHARETTA	GA	30009	4	5	3,224	5	28,312.27	5	3,224	6	5	3,224	28,312	31,241
DE LOS ANGELES, JUDITH A	Form 5500 Not Filed	3160 Sky Country Drive	RENO	NV	89503	3	5	2,568	3	21,991.77	3	1,603	6	5	4,677	27,006	31,175
LAS VEGAS SURGICARE INC	Form 5500 Not Filed	PO BOX 28010 W THOMAS & T	NASHVILLE	TN	37228	3	5	1,995	5	11,646.46	5	5,462	8	5	7,457	23,717	31,175
CAMERON COLLEGES INC	Form 5500 Not Filed	1421 PULLMAN DR	SPAINS	NV	89434	4	5	2,274	11	18,927.99	11	1,812	7	5	5,088	26,080	31,165
LEGACY SPECIALTIES INC	Form 5500 Not Filed	2567 WOVWEN RD #104	MINNEN	CA	89423	5	5	2,070	5	22,283.61	5	1,508	9	5	4,178	26,595	31,131
RELIANT PRO REHAB LLC	4A or 4U Benefits Provided	5800 GRANITE PKWY STE 1000	PLANO	TX	75024	6	5	3,789	5	23,900.64	5	939	8	5	4,728	26,363	31,091
R & DONNELLY & SONS CO	Form 5500 Not Filed	PO BOX 283 NUC EXPRESS	ST LOUIS	MO	63166	3	5	2,399	5	23,388.77	5	882	8	5	4,281	27,608	31,089
ACTUAL PRODUCTIONS INC	Form 5500 Not Filed	4210 E DAVIS DR	LAS VEGAS	NV	89103	4	5	2,295	5	23,454.7	5	1,918	8	5	3,441	27,451	31,088
LLC INC	Form 5500 Not Filed	1180 E FLAMINGO RD STE 18	LAS VEGAS	NV	89119	5	5	1,940	5	17,460.06	5	3,563	5	5	5,503	25,336	30,839
PBSI	Form 5500 Not Filed	PO BOX 46744 NUC EXPRESS	ST LOUIS	MO	63166	4	5	2,947	5	19,206.23	5	2,700	5	5	5,647	25,175	30,821
TRIAL TONAL LLC	Form 5500 Not Filed	2165 S TENAYA WAY STE 100	LAS VEGAS	NV	89113	5	5	4,295	5	17,748.86	5	3,313	8	5	4,073	23,747	30,818
HOSPITALITY NETWORK LLC	Form 5500 Not Filed	PO BOX 73405 SARBANT TASSCO	GARDEN CITY	NV	11530	4	5	1,812	2	16,306.36	2	1,259	6	5	2,071	27,635	30,705
JD-ANN'S STORES LLC	Neither 4A or 4U Benefits Provided	PO BOX 283 NUC EXPRESS	ST LOUIS	MO	63166	7	5	2,310	2	20,710.10	2	2,367	9	5	4,677	26,021	30,700
M & M ELECTRIC INC	Form 5500 Not Filed	3635 W DEWEY DRIVE	LAS VEGAS	NV	89118	4	5	2,039	10	5,826.33	10	3,780	14	5	5,819	24,805	30,625
CARMA CONSTRUCTION CORP	Form 5500 Not Filed	1020 WYOMAN PKWY	HENDERSON	NV	89074	4	5	2,276	4	19,329.51	4	2,400	8	5	4,300	23,458	30,625
SIERRA HEALTH & LIFE INSURANC	Form 5500 Not Filed	PO BOX 283 NUC EXPRESS	ST LOUIS	MO	63166	3	5	3,664	4	19,378.78	4	2,356	6	5	6,020	26,450	30,559
PBS WEST LLC	4A or 4U Benefits Provided	425 MAESTRO DR STE 100	LAS VEGAS	NV	89511	5	5	3,010	6	18,635.65	6	2,666	11	5	5,666	24,892	30,557
PAKES ON BENTON LLC	Form 5500 Not Filed	1020 FREMONT ST UNIT 200	LAS VEGAS	NV	89101	5	5	3,485	5	26,963.67	5	2,112	10	5	4,224	24,818	30,557
FLOVOS CONSTRUCTION INCORPORA	Form 5500 Not Filed	PO BOX 30005 NUCOMPUTING B	RENO	NV	89520	5	5	1,168	5	10,500.75	5	2,325	10	5	3,494	26,921	30,419
RWD INVESTMENT LLC	Form 5500 Not Filed	6340 S EASTERN AVE STE 4	LAS VEGAS	NV	89119	5	5	4,954	3	18,904.27	3	2,038	7	5	6,992	23,408	30,399
MONTHLY CONSTRUCTION	Form 5500 Not Filed	3165 S WILSON AVE NEW BLD #305	LAS VEGAS	NV	89140	4	5	2,458	5	24,427.80	5	1,548	7	5	3,548	24,827	30,375
AMERICAN GREETINGS CORPORATIO	Neither 4A or 4U Benefits Provided	1 AMERICAN WAY	CLEVELAND	OH	44145	2	5	2,680	2	28,197.73	2	1,110	5	5	3,790	25,405	30,362
ODDSEY LANDSCAPING	Form 5500 Not Filed	840 PINNACLE CT STE 8B	MESQUITE	NV	89027	8	5	575	4	4,354.97	4	6,222	28	5	6,687	23,533	30,340
HANLEY-DAVIDSON CREW COMP	Form 5500 Not Filed	3835 ARDENWOOD DR	CARSON CITY	NV	89706	6	5	3,155	11	12,538.36	11	4,514	14	5	5,089	22,544	30,210
RENO FIREARM ASSN INC	Form 5500 Not Filed	925 RIVIERE DR #3	RENO	NV	89503	6	5	4,638	7	16,480.1	7	4,088	15	5	4,088	24,065	30,199
ALTRIO SERVICES LLC	Form 5500 Not Filed	2339 N 1000 E	CEDAR CITY	UT	84721	6	5	3,949	5	23,552.22	5	768	8	5	4,717	23,837	30,054
MARSH & MCELINNA AGENCY	4A or 4U Benefits Provided	500 W MARKET ST	INDIANAPOLIS	IN	46202	6	5	3,676	6	17,526.34	6	2,506	12	5	6,232	23,130	30,042
AEQ LIFE LLC	Form 5500 Not Filed	43405 S Sandhill Rd, #3	INDIANAPOLIS	IN	46226	5	5	3,095	5	37,349.27	5	1,508	9	5	6,039	23,130	29,989
AEQ LIFE LLC	Form 5500 Not Filed	1111 S HIGHLAND RD	LOS ANGELES	CA	90007	2	5	2,658	2	19,200.47	2	1,046	5	5	3,704	26,231	29,937
PING PANG PONG LLC	Form 5500 Not Filed	4000 W FLAMINGO RD	LAS VEGAS	NV	89103	4	5	2,133	3	19,741.46	3	1,426	7	5	3,649	26,575	29,903
LOUISIANA ENGINEERING LLC	Form 5500 Not Filed	811 RIDGE LAKE BLVD	MEMPHIS	TN	38120	4	5	2,415	5	12,068.15	5	1,415	10	5	4,475	23,788	29,753
GLDORCORP MARIGOLD MINING CO	4A or 4U Benefits Provided	PO BOX 160	WAIMY	NV	89438	16	5	2,055	23	15,918.20	23	1,830	39	5	3,885	25,818	29,704
SCHOOL SUPPORT STAFF LLC	Form 5500 Not Filed	6610 SURREY ST	LAS VEGAS	NV	89119	4	5	2,606	5	23,452.19	5	361	9	5	2,967	26,700	29,667
LAKESHORE RECREATIONAL INC	Form 5500 Not Filed	3912 W MCLEAN AVE	CHESTNUT	CA	90647	2	5	1,845	6	16,652.94	6	3,087	8	5	4,322	24,742	29,664
DEBRA PIZZA HOLDINGS INC	Form 5500 Not Filed	9785 W CHARLESTON BLVD	LAS VEGAS	NV	89117	5	5	2,295	4	20,329.51	4	2,001	8	5	4,460	25,195	29,654
CHAMBERLAIN UNIVERSITY LLC	Form 5500 Not Filed	3095 HIGHLAND PKWY	DOWNSBORO	VT	89511	1	5	2,766	5	24,895.95	5	552	1	5	1,281	26,115	29,433
ASSURE PARTNERS OF NEVADA, LLC	Form 5500 Not Filed	1985 HOME GARDENS DR STE A	RENO	NV	89502	4	5	3,969	5	16,759.96	5	2,704	9	5	6,673	22,735	29,404
MINI'S MOBILE RETAILING LLC	Form 5500 Not Filed	8675 S VEGAS BLVD S	LAS VEGAS	NV	89108	6	5	2,982	5	1,064	5	1,064	6	5	2,982	29,380	29,380
SIGMA COMPANIES LLC	Form 5500 Not Filed	3375 ALDEBARAN AVE	LAS VEGAS	NV	89102	4	5	3,939	5	26,447.02	5	2,939	7	5	2,939	26,447	29,388
FINDLAY DISGUIZ LLC	Form 5500 Not Filed	310 N GIBSON RD	HENDERSON	NV	89014	5	5	2,702	4	21,979.99	4	1,432	9	5	4,134	25,252	29,385
WESTERN ENERGY CORPORATION	Form 5500 Not Filed	27122 E LONG MTR ROAD	ST LOUIS	MO	63061	2	5	2,003	2	18,068.22	2	2,127	4	5	2,127	24,624	29,385
BATTLE BORN EXPRESS INC	Form 5500 Not Filed	10915 DRUMMEDARY RD	SPAINS	NV	89441	8	5	1,974	11	17,764.40	11	2,453	19	5	4,427	25,252	29,285
WOODSIDE HOMES OF NEVADA LLC	Form 5500 Not Filed	460 W 50 N STE 205	SALT LAKE CITY	UT	84101	4	5	3,257	8	8,772.89	8	4,737	12	5	7,994	21,281	29,275
HERGENROTHER INC	Form 5500 Not Filed	2845 COLEMAN ST	NORTH LAS VEGAS	NV	89032	2	5	2,653	5	11,893.79	5	2,836	5	5	5,489	23,780	29,270
SARVIS 24/7/2																	

Appendices

Company Name	Form 5500	Address	City	State	Zip	Employees on Medicaid			Dependents on Medicaid			Total Employees and Dependents					
						Number	State Cost	Federal Cost	Number	State Cost	Federal Cost	Number	State Cost	Federal Cost	Cost		
HOSTS DESTINATION SERVICES LL	Form 5500 Not Filed	189 KENILANDS BLVD STE 200	GAITHERSBURG	MD	20878	4	\$	935	2,418.50	2	\$	6,909	6	\$	2,709	24,388	27,098
QO FACTORY INC	4A or 4U Benefits Provided	130 HANGAR WAY	WATSONVILLE	CA	95076	3	\$	2,176	19,581.74	1	\$	1,646	4	\$	3,822	23,221	27,042
SOUTHWIND DG LLC	Form 5500 Not Filed	125 W COLORADO AVE	LAS VEGAS	NV	89102	4	\$	1,660	14,349.53	6	\$	2,748	10	\$	4,088	22,643	27,048
PATAGONIA MAIL ORDER INC	Form 5500 Not Filed	PO BOX 283 NUC EXPRESS	ST LOUIS	MO	63166	6	\$	3,664	19,327.78	1	\$	1,232	7	\$	2,496	26,256	26,951
QWEST CORPORATION	Form 5500 Not Filed	5325 ZUNI ST RM A21	DENVER	CO	80221	1	\$	3,664	19,327.78	1	\$	1,232	2	\$	2,496	26,256	26,951
NEVADA MUSEUM OF ART	Form 5500 Not Filed	PO BOX 25286 NEMP ADVOCAT	SALT LAKE CITY	UT	84125	6	\$	2,694	24,240.40	6	\$	4,882	12	\$	4,284	24,240	26,937
PNL INC	Form 5500 Not Filed	PO BOX 1644	SALT LAKE CITY	UT	84166	5	\$	2,915	25,807.92	5	\$	2,601	10	\$	5,516	25,808	26,937
SPORTS WEST ATHLETIC CLUB INC	Form 5500 Not Filed	1575 S VIRGINIA ST	RENO	NV	89502	4	\$	3,170	20,797.37	2	\$	1,046	6	\$	4,216	22,591	26,806
EXECUTIVE FITNESS INC	Form 5500 Not Filed	4440 MEDICAL CTR ST #100	LAS VEGAS	NV	89148	5	\$	2,665	17,457.63	3	\$	2,077	8	\$	4,742	22,049	26,791
FORSDORF AUTOMOTIVE INC	Form 5500 Not Filed	9425 S VIRGINIA ST	RENO	NV	89511	11	\$	2,105	17,426.61	11	\$	3,655	22	\$	7,410	25,716	26,791
FIM LLC	Form 5500 Not Filed	PO BOX 283 NUC EXPRESS	ST LOUIS	MO	63166	3	\$	1,930	17,307.61	4	\$	2,312	7	\$	3,624	22,470	26,720
FTI LLC	Form 5500 Not Filed	3375 S RAINBOW BLVD # B1710	LAS VEGAS	NV	89180	2	\$	731	6,579.41	3	\$	2,404	5	\$	3,135	22,540	26,675
GAMING ARTS LLC	Form 5500 Not Filed	323 O'CONNOR WRIGHT CT	LAS VEGAS	NV	89119	2	\$	1,011	10,204.38	3	\$	4,171	5	\$	7,184	22,425	26,608
HHS EXCEPTIONAL HOSPITALITY LLC	Form 5500 Not Filed	12495 SILVER CREEK RD	DORRINGTON SPRINGS	TX	78620	6	\$	3,078	20,008.29	7	\$	865	13	\$	2,468	25,512	26,591
ADAMAS GARANO WILSON LLP	4A or 4U Benefits Provided	P.O. BOX 2670	RENO	NV	89505	2	\$	1,844	16,588.69	2	\$	816	4	\$	2,660	22,925	26,585
JAMES C HOLLADAY INC	Form 5500 Not Filed	6515 S DAYTON ST	GREENWOOD VILLAGE	CO	80113	2	\$	2,743	17,367.59	1	\$	2,009	3	\$	4,752	21,808	26,560
EMPEGENEIRLLP LP	Form 5500 Not Filed	PO BOX 283 NUC EXPRESS	ST LOUIS	MO	63166	6	\$	3,078	20,008.29	7	\$	865	13	\$	2,468	25,512	26,560
DAISO CALIFORNIA LLC	Form 5500 Not Filed	3502 BREAKWATER CT	HAYWARD	CA	94545	3	\$	1,496	7,611.50	4	\$	2,559	7	\$	4,055	22,443	26,498
FSW FRAMING LLC	Form 5500 Not Filed	10104 HILL COUNTRY AVE	LAS VEGAS	NV	89134	6	\$	2,939	20,044.81	2	\$	855	8	\$	3,794	22,704	26,498
ONAR INC INTERNATIONAL INC	Form 5500 Not Filed	PO BOX 50237	LAS VEGAS	NV	89128	3	\$	2,723	15,614.22	1	\$	888	4	\$	2,645	22,807	26,453
GREEN ENVIRONMENTAL LANDSCAPE	Form 5500 Not Filed	8032 Springback Ct	LAS VEGAS	NV	89129	5	\$	2,746	14,421.35	6	\$	2,885	11	\$	3,770	22,470	26,450
SANDS AVIATION LLC	Form 5500 Not Filed	PO BOX 283 NUC EXPRESS	ST LOUIS	MO	63166	2	\$	2,992	11,347.50	3	\$	3,097	5	\$	5,889	20,643	26,334
LC CLEANING SERVICE LLC	Form 5500 Not Filed	9115 HUMMER DR	RENO	NV	89521	4	\$	2,171	15,366.27	3	\$	1,441	7	\$	3,592	22,676	26,267
PAZZOZZI LLC	Neither 4A or 4U Benefits Provided	220 PORTER DR #100	SAN RAMON	CA	94583	5	\$	2,431	11,474.70	5	\$	513	10	\$	2,944	21,245	26,193
ADAMS & HOUSE INSURANCE INC	Form 5500 Not Filed	3301 S VIRGINIA ST #201	RENO	NV	89502	4	\$	4,039	17,173.97	3	\$	1,542	7	\$	5,581	20,582	26,163
RENO GUNS INC	Form 5500 Not Filed	2325 MARKET ST	RENO	NV	89502	1	\$	894	8,048.39	2	\$	1,709	3	\$	2,603	21,420	26,033
ROBERTS ROOF AND FLOOR INC	Form 5500 Not Filed	3200 RIVERS AVENUE	LAS VEGAS	NV	89102	3	\$	1,568	14,112.02	2	\$	1,464	5	\$	2,968	21,960	25,988
BEASLEY MEZZANINE HOLDING LLC	Neither 4A or 4U Benefits Provided	3013 RIVERA DR #200	NAPLES	FL	34103	3	\$	2,114	19,024.39	2	\$	835	5	\$	2,949	21,011	25,961
BRAGG INVESTMENT COMPANY INC	Neither 4A or 4U Benefits Provided	PO BOX 283 NUC EXPRESS	ST LOUIS	MO	63166	4	\$	3,144	12,902.88	5	\$	2,417	9	\$	5,581	20,375	25,956
DAVE CARROLL INC	Form 5500 Not Filed	4845 CARROLLS LN	GREEN PERSIMMON	CA	95021	6	\$	2,853	14,728.86	11	\$	1,513	17	\$	3,386	21,460	25,935
AYA HEALTHCARE INC	Form 5500 Not Filed	5930 CORNERSTONE CT W STE 300	SAN DIEGO	CA	92121	3	\$	2,901	18,383.57	3	\$	1,510	6	\$	4,411	21,520	25,932
BENEFICIAL INC	4A or 4U Benefits Provided	700 Tower Drive Ste. 300	TROY	MI	48068	2	\$	1,594	14,342.03	4	\$	2,318	6	\$	3,932	21,847	25,879
I A M M CORPORATION	Form 5500 Not Filed	3448 BUCHNUS AVE STREET	INDIAN VEGAS	NV	89030	3	\$	2,915	15,071.84	4	\$	4,250	7	\$	7,185	18,467	25,632
CARE FIRST HOME CARE LLC	Form 5500 Not Filed	8915 W SUNSET RD STE 101	LAS VEGAS	NV	89148	3	\$	2,971	10,845.21	3	\$	3,542	6	\$	3,991	19,997	25,632
CIR	Form 5500 Not Filed	86 W UNIVERSITY AVE STE 350	PROVO	UT	84601	4	\$	3,958	15,867.10	2	\$	1,346	6	\$	3,804	22,200	25,504
CLASSIC LANDSCAPES INC	Form 5500 Not Filed	3614 W TOMPKINS AVE	LAS VEGAS	NV	89103	3	\$	3,083	17,638.14	2	\$	859	5	\$	3,942	21,510	25,460
WELLSIDE PAPER BARRONDO LLC	Form 5500 Not Filed	4120 RYDAL LANE	LAS VEGAS	NV	89148	4	\$	2,123	12,892.86	3	\$	2,889	7	\$	3,772	21,480	25,450
DIELCO CRANE SERVICE INC	Form 5500 Not Filed	5454 SO ARVILLE ST	LAS VEGAS	NV	89134	3	\$	1,908	11,463.94	5	\$	3,408	8	\$	5,316	19,998	25,314
MERRILL LYNCH PIERCE FENNER	Neither 4A or 4U Benefits Provided	PO BOX 22676 NERNSTAYOUN	DALLAS	TX	75222	3	\$	2,415	17,539.08	4	\$	1,668	7	\$	4,083	21,226	25,310
HEREDIA ENVIRONMENTAL GROUP	Form 5500 Not Filed	15508 RYDAL LN	RENO	NV	89521	4	\$	2,188	12,892.86	7	\$	3,806	11	\$	4,602	20,620	25,295
BACKCOUNTRY INC	Form 5500 Not Filed	8918 SPANISH RIDGE AVE STE 300	LAS VEGAS	NV	89148	2	\$	1,188	10,694.53	2	\$	3,806	4	\$	4,994	20,201	25,195
CHARMET NEVADA	Form 5500 Not Filed	8485 CORNER AVE	SAN DIEGO	CA	92121	3	\$	1,867	16,802.82	3	\$	1,295	6	\$	3,162	21,920	25,091
HARRIS REBAR LAS VEGAS INC	Form 5500 Not Filed	2471 LOSER DR	NORTH LAS VEGAS	NV	89030	4	\$	2,584	12,818.74	7	\$	4,851	11	\$	4,435	20,547	24,982
EDGEWOOD COMPANIES	Neither 4A or 4U Benefits Provided	PO BOX 1460	STATELINE	CA	95949	15	\$	1,598	15,857.25	3	\$	1,560	18	\$	3,158	19,349	24,980
FUP N TAG 2 LLC	Form 5500 Not Filed	7371 PRAIRIE FALCON RD STE 120	LAS VEGAS	NV	89128	4	\$	2,677	13,985.06	4	\$	2,558	8	\$	5,235	19,638	24,873
NEVADA PACKAGING INC	Form 5500 Not Filed	1777 SMITHWAY ST	COMMERCIAL	CA	90040	3	\$	4,389	10,161.63	2	\$	3,212	5	\$	7,601	17,262	24,864
NEVER START BUILDINGS SYSTEMS LLC	Form 5500 Not Filed	1620 SILVER SKY AVE	RENO	NV	89511	4	\$	2,895	14,927.68	4	\$	1,976	8	\$	4,872	20,136	24,790
WESTCARE FOUNDATION INC	Neither 4A or 4U Benefits Provided	PO BOX 62744 NUC EXPRESS	ST LOUIS	MO	63166	5	\$	2,484	19,829.85	2	\$	808	7	\$	2,744	22,011	24,775
FREEMAN CARPET SERVICE INC	Form 5500 Not Filed	3110 PONDROSA WAY	LAS VEGAS	NV	89118	5	\$	1,835	15,137.30	3	\$	1,293	8	\$	3,128	21,531	24,660
ACE CONCRETE CO INC	Form 5500 Not Filed	15111 MEADOW AVE STE B	LAS VEGAS	NV	89118	3	\$	1,869	16,605.61	5	\$	2,618	8	\$	4,486	20,366	24,648
ZENITH PLASTERING LLC	Form 5500 Not Filed	11365 W TORINO AVE	LAS VEGAS	NV	89161	3	\$	3,681	15,500.87	3	\$	1,557	6	\$	5,238	19,350	24,620
ATTECA INC	Form 5500 Not Filed	4310 CAMERON ST STE 1	LAS VEGAS	NV	89103	4	\$	1,849	12,684.33	3	\$	1,106	7	\$	5,055	19,550	24,606
VISTA WISPEC CARE LLC	Form 5500 Not Filed	655 BRANWELL SHOPS RD STE 200	MIDWELLSVILLE	NC	28117	5	\$	2,199	18,846.76	3	\$	1,077	8	\$	3,276	21,218	24,495
HYPERO INTERNATIONAL INC	Form 5500 Not Filed	1728 ORBIT WAY STE A	MENINGEN	NV	89421	10	\$	3,206	13,115.07	10	\$	4,443	20	\$	5,885	20,095	24,443
LANDER COUNTY	Form 5500 Not Filed	50 STATE ROUTE 305	BATTLE MOUNTAIN	NV	89820	12	\$	5,488	14,522.60	13	\$	3,664	25	\$	5,152	19,281	24,432
CLASSIC FRAMING AND DRYPWALL	Form 5500 Not Filed	405 GROFF WAY	HENDERSON	NV	89015	2	\$	1,275	11,477.32	3	\$	1,888	5	\$	3,163	21,267	24,431
OPENCORE MANAGEMENT IV ARINA LLC	Form 5500 Not Filed	9247 AULD DRIVE	EVANESVILLE	CA	90010	2	\$	2,497	12,429.82	1	\$	1,028	3	\$	3,525	19,682	24,410
ADEPT HR INC	Form 5500 Not Filed	10 POINTE DR STE 130	BREA	CA	92611	4	\$	2,481	14,134.98	3	\$	1,180	7	\$	3,641	21,053	24,394
NK LAKE TAKE FIRE PROTECTION	Form 5500 Not Filed	866 OROLE WAY	INCINE VEG	NV	89451	5	\$	2,440	21,938.33	5	\$	2,440	10	\$	2,938	21,938	24,379
REVERDE RESTORATION INC	Form 5500 Not Filed	16055 CASINO DR	LAUGHLIN	NV	89028	2	\$	2,225	12,655.21	2	\$	2,095	4	\$	4,320	20,023	24,368
MY BROTHERS STEAK LLC	Form 5500 Not Filed	1139 S CASINO CENTER BLVD	LAS VEGAS	NV	89104	3	\$	2,016	18,402.81	2	\$	1,305	5	\$	3,321	20,726	24,346
GLOBAL MOUNTAIN SOLUTIONS USA LLC	Form 5500 Not Filed	150 WASHINGTON BLVD STE 111	CARNEGIE	PA	15106	2	\$	3,383	17,498.77	2	\$	1,015	4	\$	4,998	19,743	24,340
R&B PARTNERS INC	Form 5500 Not Filed	505 S PAULSON CTR DR	RENO	NV	89144	4	\$	1,994	10,025.94	1	\$	1,957	5	\$	3,951	20,381	24,332
COMMUNITY CHEST INC	Form 5500 Not Filed	PO BOX 1980	VIRGINIA CITY	NV	89400	2	\$	1,660	9,927.10	20	\$	5,927	22	\$	12,890	19,282	24,320
J&J CONTRACTING LLC	Form 5500 Not Filed	8775 LINDLE RD	LAS VEGAS	NV	89139	4	\$	1,787	1								

Appendices

Company Name	Form 5500	Address	City	State	Zip	Employees on Medicaid			Dependents on Medicaid			Total Employees and Dependents			
						Number	State Cost	Federal Cost	Number	State Cost	Federal Cost	Number	State Cost	Federal Cost	
ALTERNATIVE MAINTENANCE SOLUT	Form 5500 Not Filed	215 BLUFFS AVE #B000MMJAL	EUKO	NV	89001	8	\$ 1,063	\$ 20,015.03	5	\$ 2,111	\$ 7,835	13	\$ 3,174	\$ 27,850	\$ 31,624
REMO TRUSS INC	Form 5500 Not Filed	2185 GREEN VISTA DR STE 212	SPARKS	NV	89431	4	\$ 1,733	\$ 12,873.32	4	\$ 1,349	\$ 5,649	8	\$ 3,082	\$ 18,522	\$ 21,605
STINKER ENGINEERING COMPANY LLC	Form 5500 Not Filed	1903 ROMBERG ROAD PKWY	PORTAGE	MI	48820	4	\$ 1,353	\$ 11,480.84	2	\$ 921	\$ 7,831	6	\$ 2,276	\$ 19,312	\$ 21,588
SILVER STAR LUMBER INC	Form 5500 Not Filed	15113 ALPINE PL STE 150	LAS VEGAS	NV	89107	3	\$ 1,857	\$ 13,660.84	2	\$ 1,153	\$ 5,400	5	\$ 3,010	\$ 19,062	\$ 21,072
BARK PARK LLC	Form 5500 Not Filed	8868 S EASTERN AVE STE 115	LAS VEGAS	NV	89123	7	\$ 3,002	\$ 16,754.56	1	\$ 550	\$ 1,216	8	\$ 3,552	\$ 17,971	\$ 21,483
VITALITY - NEVADA KOLBY & PARTNERS PLLC	Form 5500 Not Filed	2100 POWELL ST STE 400	EMERYVILLE	CA	94608	5	\$ 1,485	\$ 12,177.46	3	\$ 2,421	\$ 5,352	8	\$ 3,906	\$ 17,529	\$ 21,436
TANDEM BEACH CLUB, LLC	Form 5500 Not Filed	12725 GREENVILLE AVE STE 300	LAUREL	CA	92524	5	\$ 1,919	\$ 12,729.59	1	\$ 1,319	\$ 2,722	6	\$ 3,238	\$ 15,451	\$ 19,684
AMAZON WEB SERVICES INC	Form 5500 Not Filed	4104 TERRY AVE	SEATTLE	WA	98109	3	\$ 1,752	\$ 10,412.04	2	\$ 1,689	\$ 7,152	5	\$ 3,441	\$ 17,564	\$ 21,434
ARTISTE IRON WORKS INC	Form 5500 Not Filed	105 W CHARLESTON BLVD	LAS VEGAS	NV	89102	4	\$ 1,833	\$ 16,497.13	2	\$ 776	\$ 7,285	6	\$ 2,609	\$ 18,682	\$ 21,291
ARTS & CRAFTS CORPORATION	Form 5500 Not Filed	1410 GREEN ST STE 100	SPARKS	NV	89431	8	\$ 3,185	\$ 17,529.59	1	\$ 1,153	\$ 5,400	9	\$ 4,338	\$ 22,929	\$ 26,329
VANGUARD INTEGRITY PROFESSION	Form 5500 Not Filed	6625 S EASTERN AVE #100	LAS VEGAS	NV	89119	3	\$ 2,414	\$ 18,802.25	3	\$ 1,557	\$ 3,441	6	\$ 3,971	\$ 22,243	\$ 25,214
BOYS & GIRLS CLUBS OF LEAD NV	Form 5500 Not Filed	FIKO PO 2114	FIKO	NV	89003	8	\$ 1,986	\$ 13,634.27	9	\$ 1,563	\$ 3,931	17	\$ 3,549	\$ 17,565	\$ 21,115
LIBRA INC	Form 5500 Not Filed	2100 OLYMPIC AVE	HENDERSON	NV	89014	2	\$ 1,593	\$ 14,332.72	2	\$ 821	\$ 4,345	4	\$ 2,414	\$ 18,682	\$ 21,095
SERNA GOLF COURSE	Form 5500 Not Filed	8370 W SAHARA AVE#100QKTS	SACRAMENTO	CA	95824	5	\$ 1,954	\$ 13,398.11	2	\$ 1,779	\$ 7,931	7	\$ 3,733	\$ 21,326	\$ 23,060
SOMMERICAL CONSTRUCTION INC	Form 5500 Not Filed	3690 33RD AVE	SACRAMENTO	CA	95824	4	\$ 1,819	\$ 9,318.55	2	\$ 1,334	\$ 6,879	6	\$ 3,173	\$ 17,798	\$ 20,971
DAL-TILE SERVICES INC	Form 5500 Not Filed	160 S INDUSTRIAL BLVD	CAHOON	GA	30701	3	\$ 1,687	\$ 7,260.58	6	\$ 3,017	\$ 6,983	9	\$ 4,724	\$ 16,244	\$ 20,968
NEUBARR RESEARCH & ENGINEERING	Form 5500 Not Filed	10300 COMMERCIAL PARK DR	OKA RIDGE	TN	37829	4	\$ 3,290	\$ 19,370.48	2	\$ 1,212	\$ 2,680	6	\$ 4,502	\$ 20,437	\$ 24,939
GALLAGHER FORD-LINCOLN-MERKUR	Form 5500 Not Filed	650 30TH ST	EUKO	NV	89801	10	\$ 1,573	\$ 13,506.17	7	\$ 1,796	\$ 4,078	17	\$ 3,325	\$ 17,584	\$ 21,910
SHADY FREMONT LLC	Form 5500 Not Filed	1028 FREMONT ST UNIT 200	LAS VEGAS	NV	89101	5	\$ 2,005	\$ 18,046.25	2	\$ 140	\$ 704	7	\$ 2,145	\$ 18,750	\$ 20,895
KAMNET INC	Form 5500 Not Filed	158 W SPRING VALLEY COURT	SPRING CREEK	NV	89815	9	\$ 1,023	\$ 4,466.25	11	\$ 4,213	\$ 11,116	20	\$ 5,200	\$ 15,582	\$ 20,921
STRIP HOUSE RESTAURANT LAS VEG	Form 5500 Not Filed	3687 LAS VEGAS BLVD S	LAS VEGAS	NV	89109	3	\$ 1,636	\$ 14,725.57	2	\$ 1,133	\$ 3,389	5	\$ 2,769	\$ 18,075	\$ 20,794
DIAMOND MASONRY LLC	Form 5500 Not Filed	9515 REDWOOD ST	LAS VEGAS	NV	89139	4	\$ 1,823	\$ 16,411.38	3	\$ 513	\$ 1,963	7	\$ 2,336	\$ 18,374	\$ 20,711
VANGX IMAGING CORPORATION	Neither 4A or 4U Benefits Provided	1618 S PIONEER RD	SALT LAKE CITY	UT	84104	1	\$ 821	\$ 7,486.29	3	\$ 1,995	\$ 10,489	4	\$ 2,822	\$ 17,974	\$ 20,707
LUCY BEAVER LLC	Form 5500 Not Filed	100 W LIBERTY ST STE 1100	RENO	NV	89501	4	\$ 913	\$ 8,985.10	10	\$ 4,845	\$ 15,798	14	\$ 5,738	\$ 24,783	\$ 26,699
APOLLO SHEET METAL INC	Form 5500 Not Filed	11313 W COLUMBIA DR	KENNEWICK	WA	99136	6	\$ 1,928	\$ 14,244.65	9	\$ 1,443	\$ 3,197	15	\$ 3,371	\$ 17,422	\$ 20,693
KAMI LLC	Form 5500 Not Filed	6113 S FORT APACHE RD STE 200	LAS VEGAS	NV	89148	5	\$ 1,072	\$ 17,747.21	2	\$ 293	\$ 647	7	\$ 2,465	\$ 18,394	\$ 20,658
HENPER & SONS MASONRY INC	Form 5500 Not Filed	PO BOX 412	SPRING CREEK	NV	89101	5	\$ 1,467	\$ 9,292.70	7	\$ 467	\$ 2,929	12	\$ 1,934	\$ 12,221	\$ 19,483
MORGAN STANLEY SMITH BARNEY L	Form 5500 Not Filed	1 NEW YORK PLAZA 27TH FLOOR	NEW YORK	NY	10004	1	\$ 888	\$ 7,993.58	4	\$ 1,805	\$ 9,740	5	\$ 2,693	\$ 17,731	\$ 20,486
GROWER CMLS MEDICAL CENTER	Form 5500 Not Filed	PO BOX 1010	CAULFIELD	NV	89008	11	\$ 1,141	\$ 6,931.72	21	\$ 3,588	\$ 8,819	32	\$ 4,729	\$ 15,751	\$ 20,479
WINDY OLYMPIC SURVEYOR CENT	Form 5500 Not Filed	1558 N BRANTINGTON AVE BLDG C	RENO	CA	96002	5	\$ 2,702	\$ 12,620.80	3	\$ 921	\$ 4,627	8	\$ 3,623	\$ 17,248	\$ 20,292
CEL PARENT LLC	Form 5500 Not Filed	6161 S RAINBOW BLVD STE 105	LAS VEGAS	NV	89118	4	\$ 1,376	\$ 10,779.01	3	\$ 1,279	\$ 2,736	7	\$ 4,605	\$ 15,750	\$ 20,400
GREENHOUSE GARDEN CENTER INC	Form 5500 Not Filed	2460 S CURRY ST	CARSON CITY	NV	89703	6	\$ 418	\$ 3,718.92	2	\$ 506	\$ 1,187	8	\$ 5,479	\$ 14,906	\$ 20,384
LANDER COUNTY SCHOOL DISTRICT	Form 5500 Not Filed	PO BOX 1300	BATTLE MTN	NV	89620	11	\$ 885	\$ 7,961.47	17	\$ 2,727	\$ 8,778	28	\$ 3,612	\$ 16,740	\$ 20,352
HOFF HEALTHCARE INC	Neither 4A or 4U Benefits Provided	7676 HAZARD DR STE 500	SAN DIEGO	CA	92108	4	\$ 1,454	\$ 14,200.80	5	\$ 1,750	\$ 10,588	9	\$ 3,200	\$ 24,789	\$ 26,989
HII SIMULON TECHNOLOGIES CORP	Form 5500 Not Filed	8300 BROAD ST STE 3400	MCLANAN	CA	22102	3	\$ 1,728	\$ 8,832.57	4	\$ 2,574	\$ 5,689	7	\$ 4,302	\$ 14,022	\$ 19,322
FREHNER MASONRY INC	Form 5500 Not Filed	6180 EESNER DR	LAS VEGAS	NV	89133	3	\$ 2,032	\$ 18,289.92	3	\$ 2,032	\$ 18,290	6	\$ 4,064	\$ 36,580	\$ 39,322
AFERRA REHABILITATION INC	Form 5500 Not Filed	27071 ALISO CREEK RD STE 100	ALISO VIEJO	CA	92606	4	\$ 1,501	\$ 12,337.00	7	\$ 1,901	\$ 3,317	11	\$ 3,402	\$ 15,654	\$ 19,237
SIERRA FOODS LLC	Form 5500 Not Filed	PO BOX 18450	RENO	NV	89511	6	\$ 1,981	\$ 13,061.15	6	\$ 4,671	\$ 11,098	12	\$ 6,652	\$ 24,165	\$ 29,318
GAMACONTINO NEVADA INC	Neither 4A or 4U Benefits Provided	10801 W CHARLESTON BLVD STE 125	LAS VEGAS	NV	89135	4	\$ 2,731	\$ 10,939.54	2	\$ 2,038	\$ 4,504	6	\$ 4,769	\$ 15,444	\$ 20,213
ALAMO INDUSTRIAL WARE	Form 5500 Not Filed	2642 E SPRINGBUSH	EUKO	NV	89802	8	\$ 1,262	\$ 6,620.06	4	\$ 1,306	\$ 2,867	12	\$ 2,568	\$ 9,487	\$ 12,353
CITY OF FERNLEY	Form 5500 Not Filed	955 SILVER LAKE BLVD	FERNLEY	NV	89408	9	\$ 805	\$ 7,251.64	9	\$ 2,933	\$ 9,140	18	\$ 3,735	\$ 16,621	\$ 20,354
IMI NORGREEN LLC	Form 5500 Not Filed	5400 S DELAWARE ST	LITTLETON	CO	80120	7	\$ 2,651	\$ 16,400.73	2	\$ 324	\$ 715	9	\$ 2,975	\$ 17,116	\$ 20,291
VIN NEVADA	Form 5500 Not Filed	2727 S RAINBOW BLVD	LAS VEGAS	NV	89146	5	\$ 1,844	\$ 12,576.00	2	\$ 1,731	\$ 3,968	7	\$ 3,576	\$ 16,484	\$ 20,060
DIAMOND PRO LLC	Neither 4A or 4U Benefits Provided	27442 CALL ARROYO STE A	SAN JUAN CAPISTRANO	CA	92575	3	\$ 1,854	\$ 16,648.10	5	\$ 2,311	\$ 7,691	8	\$ 4,122	\$ 24,175	\$ 26,296
PEDIMONT TRUSS & LUMBER INC	Form 5500 Not Filed	8355 DOUBLER BLVD STE B	RENO	NV	89511	4	\$ 1,828	\$ 16,439.39	1	\$ 524	\$ 1,159	5	\$ 2,352	\$ 17,598	\$ 19,951
NCK CORPORATION	4A or 4U Benefits Provided	3095 SATELLITE BLVD BLDG 800	DULUTH	GA	30096	4	\$ 1,454	\$ 13,089.22	4	\$ 1,645	\$ 3,186	8	\$ 3,099	\$ 16,275	\$ 19,825
DAVID MULLS CONSTRUCTION NV INC	Form 5500 Not Filed	PO BOX 19260	RENO	NV	89511	10	\$ 1,347	\$ 11,648.80	4	\$ 1,282	\$ 2,590	14	\$ 2,629	\$ 14,239	\$ 19,270
SOUTHERN FREIGHT LINES INC	Neither 4A or 4U Benefits Provided	PO BOX 1603	COLUMBIA	SC	29201	3	\$ 1,636	\$ 14,725.57	2	\$ 1,038	\$ 2,194	5	\$ 2,674	\$ 17,020	\$ 19,694
LYT CONSTRUCTIONS LLC	Form 5500 Not Filed	4750 COPPER SAGE ST	LAS VEGAS	NV	89115	3	\$ 1,394	\$ 16,141.71	1	\$ 499	\$ 1,103	4	\$ 2,293	\$ 17,245	\$ 19,537
HOLEY DRUGS LTD	Form 5500 Not Filed	300 S 415 ST	LAS VEGAS	NV	89101	3	\$ 1,454	\$ 9,954.64	8	\$ 2,459	\$ 4,089	11	\$ 3,913	\$ 14,044	\$ 18,277
SOC LLC	Form 5500 Not Filed	2 S HANCO AVE	HAWTHORNE	NV	89415	4	\$ 687	\$ 6,852.12	6	\$ 2,278	\$ 10,604	10	\$ 2,965	\$ 16,456	\$ 19,421
TELE/DATA CONTRACTORS INC	Form 5500 Not Filed	5160 S VALLEY VIEW BLVD	LAS VEGAS	NV	89118	3	\$ 1,279	\$ 11,736.31	3	\$ 1,279	\$ 3,056	6	\$ 2,558	\$ 14,792	\$ 19,414
HILCHESD HOSPITALITY LLC	Form 5500 Not Filed	59 DAWSON RANCHO PKWY STE B360	RENO	NV	89521	3	\$ 1,596	\$ 17,420.81	1	\$ 1,396	\$ 3,196	4	\$ 2,992	\$ 17,421	\$ 19,396
WOODMOUND INDUSTRIES LLC	Form 5500 Not Filed	3245 PALMS CENTER DR	LAS VEGAS	NV	89103	3	\$ 1,452	\$ 13,907.81	5	\$ 922	\$ 1,894	8	\$ 2,374	\$ 16,961	\$ 19,333
GREENSTATE CO INC	Form 5500 Not Filed	61 MAIN ST	DELU	CA	91783	5	\$ 2,789	\$ 14,839.79	1	\$ 519	\$ 1,147	6	\$ 3,308	\$ 16,978	\$ 19,285
MICROSOFT CORPORATION	Neither 4A or 4U Benefits Provided	ONE LONE TREE RD	FARGO	ND	58104	3	\$ 1,774	\$ 16,963.03	3	\$ 482	\$ 1,065	6	\$ 2,256	\$ 17,028	\$ 19,283
ALPINE BROADCASTING INC	Form 5500 Not Filed	25 GREEN ST	SPARKS	NV	89431	2	\$ 1,493	\$ 13,950.11	1	\$ 918	\$ 2,184	3	\$ 2,411	\$ 16,134	\$ 18,545
REFLEX MEDIA INC	Form 5500 Not Filed	3250 PEPPER LN	LAS VEGAS	NV	89120	7	\$ 2,523	\$ 11,761.82	1	\$ 1,512	\$ 3,343	8	\$ 4,035	\$ 15,105	\$ 19,140
RHAPSODIE LLC	Form 5500 Not Filed	PO BOX 15323	LOS ANGELES	CA	90015	2	\$ 722	\$ 6,456.49	2	\$ 1,188	\$ 3,065	4	\$ 1,910	\$ 17,191	\$ 19,101
INDUSTRIAL SPARKS LLC	Form 5500 Not Filed	181 SOUTH GLENN RD	KING OF PRUSSIA	PA	19066	4	\$ 1,826	\$ 17,920.20	4	\$ 2,296	\$ 4,538	8	\$ 4,022	\$ 22,458	\$ 24,990
HARRIS BROS NORTHERN CALIFOR	Form 5500 Not Filed	4805 MURPHY CANYON DR	SAN DIEGO	CA	92123	2	\$ 1,581	\$ 13,739.02	4	\$ 1,151	\$ 2,551	6	\$ 2,732	\$ 16,290	\$ 19,024
LEAD FORT FIRE PROTECTION DISTRICT	Form 5500 Not Filed	1634 COUNTY RD	MINIDEN	CA	89423	5	\$ 1,514	\$ 7,251.88	2	\$ 2,486	\$ 7,672	7	\$ 4,000	\$ 14,927	\$ 18,927
BERGMAN WALLS & ASSOCIATES	Form 5500 Not Filed	2801 TOWNSGATE ROAD #216	WESTLAKE VILLAGE	CA	91361	1	\$ 827	\$ 7,446.29	2	\$ 1,438	\$ 3,208	3	\$ 2,265	\$ 10,654	\$ 18,921
CLASSIC AVANTAGE SERVICES LLC	Form 5500 Not Filed	1010 W 1500 E STE 200	SAULT LAKE	UT	84054	2	\$ 963	\$ 8,360.80	1	\$ 460	\$ 1,036	3	\$ 1,423	\$ 9,397	\$ 18,807
TRUCKEE TAMHO LUMBER CO	Neither 4A or 4U Benefits Provided	PO BOX 369	TRUCKEE	CA	9										

Appendices

Company Name	Form 5500	Address	City	State	Zip	Employees on Medicaid				Dependents on Medicaid				Total Employees and Dependents						
						Number	State Cost	Federal Cost	Number	State Cost	Federal Cost	Number	State Cost	Federal Cost	Cost					
HALLMARK RETAIL LLC	Form 5500 Not Filed	PO BOX 419880	KANSAS CITY	MO	64141	2	5	1,188	5	10,654.53	3	5	1,575	5	2,763	5	15,477	5	16,840	
MARTINEZ, LUIS A	Form 5500 Not Filed	9061 NATIONAL PARK DR	LAS VEGAS	NV	89178	2	5	1,444	4	3,151.46	6	5	3,622	5	8,657	11	11,848	5	16,915	
LUZON ENTERTAINMENT LLC	Form 5500 Not Filed	PO BOX 97989	LAS VEGAS	NV	89139	2	5	1,304	5	11,734.75	1	5	287	5	1,691	8	5,066	5	16,940	
CONCRETE TRUCKING CORP	Form 5500 Not Filed	1465 SO SUTRO TERRACE	CARSON CITY	NV	89106	10	5	1,626	5	5,234.99	7	5	2,476	17	5	13,599	17	16,071	5	19,261
NEILON ELECTRIC CO INC	Form 5500 Not Filed	1440 FREEMONT BLVD	SPARKS	NV	89431	2	5	1,675	5	15,071.14	1	5	1,675	5	1,675	5	15,071	5	16,746	
FERN EXPOSITION SERVICES LLC	4A or 4U Benefits Provided	645 UNN ST	CINCINNATI	OH	45203	3	5	1,655	5	14,892.57	1	5	1,655	4	1,655	5	14,893	5	16,547	
AT & T SERVICES INC	Form 5500 Not Filed	1020 PINE ST STE 405	SAINT LOUIS	MO	63103	3	5	1,655	5	14,892.57	1	5	1,655	4	1,655	5	14,893	5	16,547	
BENTLY NEVADA INC	Form 5500 Not Filed	7440 DEAN MARTIN DR STE 201	HOUSTON	TX	77073	2	5	789	5	1,405.82	4	5	2,048	6	2,837	5	11,385	5	16,220	
HERVEY INC LLC	Form 5500 Not Filed	2001 RANKIN RD	HOUSTON	TX	77073	2	5	800	5	3,660.74	2	5	1,239	5	1,148	4	6,339	5	16,391	
CHARLES SCHWAB & CO INC	Form 5500 Not Filed	7315 RIVERROAD DR STE G	HOUSTON	TX	77051	2	5	1,655	5	14,892.57	1	5	1,655	4	1,655	5	14,893	5	16,547	
UIP RUBBER CO INC	4A or 4U Benefits Provided	PO BOX 283 NUC EXPRESS	ST LOUIS	MO	63166	1	5	1,404	5	8,345.03	1	5	2,018	5	4,504	2	3,447	5	16,290	
CC CORPORATE SERVICES LLC	Form 5500 Not Filed	540 S CYPRESS ST	LA HABRA	CA	90631	4	5	1,169	5	10,446.27	4	5	1,027	4	2,196	5	14,088	5	16,283	
BUCKLEY PAYROLL LLC	Form 5500 Not Filed	6205 PINEHURST DUNWOODY DR	ATLANTA	GA	30328	2	5	1,031	5	9,282.51	4	5	1,593	5	2,824	5	6,654	5	16,278	
EAGLEMARK SAVINGS BANK	Form 5500 Not Filed	3245 PALMS CENTER DR	SPRINGFIELD	IL	62703	3	5	1,626	5	14,648.99	1	5	1,626	5	1,626	5	14,649	5	16,271	
COLUMBIA BRANDS USA LLC	Form 5500 Not Filed	224 W ADAMS ST #2000	CHICAGO	IL	60606	4	5	2,161	5	8,820.08	6	5	1,644	5	3,805	5	12,645	5	16,258	
CC COFFEEERS INC	Form 5500 Not Filed	14375 NW SCIENCE PARK DR	PORTLAND	OR	97229	3	5	2,396	5	12,138.39	1	5	484	4	2,880	5	3,364	5	16,228	
FOOTFALL LLC	Form 5500 Not Filed	1863 MOUNTAIN ROAD ST	COMPTON	CA	90220	5	5	1,597	5	14,373.19	1	5	1,597	5	1,597	5	14,373	5	15,970	
MPFC LLC	Form 5500 Not Filed	3879 SPRINGS MOUNTAIN RD	LAS VEGAS	NV	89102	2	5	1,988	5	13,020.35	2	5	891	5	1,970	7	2,879	5	15,870	
SURVEY SAMPLING INTERNATIONAL LLC	4A or 4U Benefits Provided	1633 DUNSTON AVE UNIT 1438B	CINCINNATI	OH	45234	3	5	1,583	5	14,243.83	1	5	1,583	3	1,583	5	14,244	5	16,326	
BURKE CONSTRUCTION GROUP INC	Form 5500 Not Filed	4 RESEARCH DR	SHELTON	CT	06484	2	5	1,994	5	10,025.94	1	5	1,167	3	2,580	3	3,041	5	15,767	
PLAYS UNDO US LLC	Form 5500 Not Filed	385 PILOT RD STE D	LAS VEGAS	NV	89119	4	5	2,384	5	9,260.23	3	5	1,271	5	2,809	7	3,655	5	15,724	
WOOD INDUSTRIES INC	Neither 4A or 4U Benefits Provided	10150 COWINGTON CROSS DR	LAS VEGAS	NV	89144	4	5	1,786	5	11,173.53	4	5	849	5	1,827	8	2,659	5	15,686	
SR CONSTRUCTION INC	Form 5500 Not Filed	3303 CT BLVD 100 B	SACRAMENTO	CA	95816	3	5	1,567	5	14,102.48	1	5	1,567	3	1,567	5	14,103	5	15,669	
WYNN DEVELOPMENT LLC	Form 5500 Not Filed	3579 RHD ROCK ST	LAS VEGAS	NV	89103	2	5	1,565	5	14,085.44	1	5	1,565	4	1,565	5	14,085	5	15,650	
VEGUA TRANSPORTATION SVCS INC	4A or 4U Benefits Provided	PO BOX 173836 NEMPLOYERS	DENVER	CO	80217	2	5	2,393	5	11,032.98	2	5	527	5	1,165	4	2,830	5	15,627	
NEVADA CONNECTIONS ACADEMY	Form 5500 Not Filed	PO BOX 283 NUC EXPRESS	ST LOUIS	MO	63166	1	5	1,404	5	8,345.03	1	5	1,018	5	2,263	5	13,271	5	14,584	
JEFFREY MURAWSKY MD PC	Form 5500 Not Filed	555 DOUBLE EAGLE CT STE 2000	RENO	NV	89521	1	5	2,009	5	4,440.21	3	5	2,803	5	6,195	4	4,812	5	15,447	
JEFFREY MURAWSKY MD PC	Form 5500 Not Filed	3186 S MARYLAND PKWY	LAS VEGAS	NV	89109	1	5	2,151	5	12,208.74	1	5	805	5	2,456	5	2,853	5	15,338	
JEFFREY MURAWSKY MD PC	Form 5500 Not Filed	2745 HUNTERBERRY CT	LAS VEGAS	NV	89108	4	5	2,234	5	12,558.26	1	5	1,612	5	4,130	7	4,130	5	14,923	
DCONA MARIA INC	Form 5500 Not Filed	3205 N TENAYA	LAS VEGAS	NV	89129	2	5	1,845	5	11,205.06	1	5	519	4	2,365	5	11,825	5	13,220	
C GROUP INC	Neither 4A or 4U Benefits Provided	2785 SOUTH RAINBOW BLVD	LAS VEGAS	NV	89146	1	5	2,188	5	11,551.78	1	5	728	5	2,016	5	11,200	5	13,216	
SPORT SOCIAL LLC	Form 5500 Not Filed	7063 W ARBY AVE STE 170	LAS VEGAS	NV	89113	4	5	1,763	5	11,426.57	1	5	526	5	2,289	5	2,289	5	14,880	
FINOLAY VC LLC	Form 5500 Not Filed	6385 RD 7000 WVA	LAS VEGAS	NV	89138	4	5	2,061	5	14,745.64	1	5	766	5	1,486	5	3,374	5	14,861	
CHRISTIAN NOR INC	Form 5500 Not Filed	PO BOX 283 NUC EXPRESS	ST LOUIS	MO	63166	4	5	2,007	5	8,069.07	3	5	1,292	5	3,892	5	5,295	5	14,818	
JEFF AIR TOOL INC	Form 5500 Not Filed	PO BOX 2222	CARSON CITY	NV	89102	6	5	1,189	5	10,748.26	3	5	900	5	1,990	9	2,089	5	14,784	
MECONOMULF LLC	Form 5500 Not Filed	4545 SPRING MOUNTAIN RD STE 106	RENO	NV	89512	4	5	1,924	5	11,588.26	1	5	1,017	5	1,386	5	2,403	5	14,784	
CONSTRUCTION MATERIALS ENGINE	Form 5500 Not Filed	300 SIERRA MANOR DR STE 1	RENO	NV	89511	3	5	1,093	5	9,834.46	4	5	1,073	5	2,568	4	2,166	5	14,568	
RSP INC	Form 5500 Not Filed	5570 REFERENCE ST	LAS VEGAS	NV	89122	3	5	587	5	3,752.59	5	5	2,714	5	7,488	8	3,301	5	14,551	
GREENLAND SUPER MARKET INC	Form 5500 Not Filed	1865 SPRING MOUNTAIN ROAD	RENO	NV	89516	6	5	1,087	5	10,001.43	1	5	1,087	5	1,087	5	10,002	5	14,483	
VALLEY ELECTRIC ASSOCIATION	4A or 4U Benefits Provided	PO BOX 237	FAHRMUND	NV	89041	6	5	1,087	5	8,556.94	0	5	1,315	5	3,002	5	3,002	5	14,493	
BROOKFIELD ENTERPRISES INC	Form 5500 Not Filed	6800 S MCCARRAN BLVD	RENO	NV	89509	2	5	1,215	5	10,912.82	1	5	698	5	1,542	3	1,934	5	14,386	
QUALITY SUPPLY SERVICES INC	Form 5500 Not Filed	1515 PONDAS ST STE 1180	NEW ORLEANS	LA	70112	2	5	1,077	5	9,096.26	2	5	1,117	5	2,469	4	2,194	5	14,360	
GAIL WILEY LANDSCAPING INC	Form 5500 Not Filed	PO BOX 18789	RENO	NV	89511	4	5	1,281	5	9,431.23	1	5	1,329	5	2,409	5	2,923	5	14,318	
THERAPY BLOCKS LLC	Form 5500 Not Filed	3886 SCOTTISH GLEN CT	LAS VEGAS	NV	89178	4	5	1,431	5	12,875.55	-	5	1,431	5	2,431	5	12,879	5	14,310	
FRANK LORPE CONSTRUCTION INC	Form 5500 Not Filed	1548 HYMER AVE STE 100	SPARKS	NV	89431	3	5	1,906	5	10,991.94	3	5	379	5	2,285	5	2,008	5	14,291	
NEW VENTURE FITNESS INC	Form 5500 Not Filed	1533 14040 DOWNSIDE MALL CIR	RENO	NV	89502	2	5	1,591	5	9,595.16	1	5	961	5	2,179	3	2,179	5	14,286	
GREENSPRING MEDIA GROUP LLC	Form 5500 Not Filed	2275 CORPORATE CIR STE 100	HENDERSON	NV	89074	3	5	1,427	5	13,839.63	1	5	1,427	5	1,427	5	13,840	5	14,266	
APPROVIAN CORPORATION	Neither 4A or 4U Benefits Provided	1110 PACE MILL RD	PALO ALTO	CA	94304	3	5	2,109	5	7,423.73	3	5	1,447	5	3,198	6	3,556	5	14,178	
REARMA PARTING, INC	Form 5500 Not Filed	PO BOX 184	KADAKEE	CA	95261	4	5	1,086	5	10,688.26	4	5	1,086	5	1,086	5	10,689	5	14,168	
MERIDIAN LANDSCAPE INC	Form 5500 Not Filed	4575 W COUGAR AVE #B	LAS VEGAS	NV	89139	1	5	3,883	5	8,581.86	1	5	519	5	4,402	5	9,270	5	14,131	
BATT INC	Form 5500 Not Filed	700 E 2ND STREET	RENO	NV	89802	2	5	1,535	5	10,976.90	2	5	482	5	2,017	5	1,043	5	14,061	
DESERT EAGLE INDUSTRIES INC	Form 5500 Not Filed	7310 COMMERCIAL WAY	HENDERSON	NV	89011	1	5	2,208	5	10,137.89	1	5	519	5	1,147	6	2,273	5	14,012	
LEIDOS INC	Neither 4A or 4U Benefits Provided	11351 FREEDOM DR	RESTON	VA	20190	3	5	1,387	5	12,473.21	1	5	1,424	5	1,424	5	13,565	5	13,986	
PSDI INC	Form 5500 Not Filed	1804 West Burbank Blvd	BURBANK	CA	91506	2	5	1,162	5	10,454.68	1	5	728	5	1,608	3	2,890	5	13,952	
BARRICK GOLD OF NORTH AMERICA	Neither 4A or 4U Benefits Provided	PO BOX 29	ELKO	NV	89803	2	5	774	5	6,969.49	2	5	1,115	5	1,093	4	1,889	5	13,951	
WESTRICK SERVICES LLC	Form 5500 Not Filed	1000 ARDENBATH RD STE 125	ATLANTA	GA	30328	3	5	1,778	5	11,714.21	1	5	186	5	2,328	5	1,980	5	13,944	
NEVADA CEMENT COMPANY	Form 5500 Not Filed	1200 W MAIN ST	HERNLEY	TX	75128	15	5	1,278	5	9,181.22	22	5	1,049	5	2,328	22	2,328	5	13,832	
RYERSON CONCRETE LLC	Form 5500 Not Filed	3566 POLARIS AVE STE 1	LAS VEGAS	NV	89103	2	5	2,370	5	5,970.44	2	5	857	5	3,227	5	3,227	5	13,616	
CARSON DODGE CHRYSLER INC	Form 5500 Not Filed	3030 SOUTH CARSON ST	CARSON CITY	NV	89101	6	5	1,086	5	10,688.26	1	5	857	5	3,217	4	3,217	5	13,616	
MITTERER GROUP INC	4A or 4U Benefits Provided	1312 LOCUST ST STE 202	DES MOINES	IA	50309	2	5	1,358	5	12,219.89	2	5	1,358</							

Appendices

Company Name	Form 5500	Address	City	State	Zip	Employees on Medicaid			Dependents on Medicaid			Total Employees and Dependents										
						Number	State Cost	Federal Cost	Number	State Cost	Federal Cost	Number	State Cost	Federal Cost	Cost							
HINDLY-SCHNEIDER LLC	Form 5500 Not Filed	315 AUTO MALL DRIVE	HENDERSON	NV	89014	3	\$	875	\$	7,872.65	2	\$	571	\$	1,800	5	\$	446	\$	9,678	\$	11,123
PREFERRED INVESTIGATION, LLC	Form 5500 Not Filed	6787 W TROPICANA AVE STE 260	LAS VEGAS	NV	89103	1	\$	387	\$	3,484.75	3	\$	2,236	\$	4,942	4	\$	2,623	\$	4,427	\$	11,050
SPRIGGSLAND MANAGEMENT LLC	Form 5500 Not Filed	3245 PALMS CENTER DR	LAS VEGAS	NV	89103	3	\$	1,383	\$	5,147.92	3	\$	1,406	\$	3,108	5	\$	2,791	\$	5,266	\$	11,047
OSNEY STORE LLC	Form 5500 Not Filed	PO BOX 1016	LAS VEGAS	NV	89103	2	\$	886	\$	7,919.51	2	\$	670	\$	1,481	4	\$	1,361	\$	2,942	\$	13,129
HOME HEALTH ENTERPRISE LLC	Form 5500 Not Filed	5280 S EASTERN AVE STE 62	LAS VEGAS	NV	89119	2	\$	722	\$	6,586.49	2	\$	1,141	\$	2,521	4	\$	1,863	\$	9,017	\$	10,880
STANTEC CONSULTING SERVICES INC	Neither 4A or 4U Benefits Provided	3113 W FRY RD STE 300	CHANDLER	AZ	85226	2	\$	2,486	\$	8,209.67	2	\$	4	\$	9	3	\$	2,490	\$	8,210	\$	10,708
FUSION MEDICAL STAFFING	Neither 4A or 4U Benefits Provided	11808 GRANT ST FL 100	ORLANDO	FL	32816	1	\$	1,936	\$	5,873.61	4	\$	876	\$	2,810	4	\$	2,786	\$	8,659	\$	10,600
INTERMOUNTAIN ELECTRIC INC	Form 5500 Not Filed	5050 OGADE ST #100	DENVER	CO	80221	2	\$	1,052	\$	9,472.08	2	\$	1,052	\$	9,472	2	\$	1,052	\$	9,472	\$	10,525
LUMOS & ASSOCIATES INC	Neither 4A or 4U Benefits Provided	9222 PROTOTYPE DR	RENO	NV	89521	4	\$	850	\$	7,650.05	2	\$	626	\$	1,385	6	\$	1,476	\$	9,035	\$	10,511
BAKORBA BEVERAGE MARKETING (C)	Form 5500 Not Filed	114 BOB BANCROFT BLVD NE	SOUTH JORDAN	UT	84094	4	\$	470	\$	4,440.23	3	\$	1,133	\$	2,489	3	\$	3,322	\$	4,923	\$	10,054
TONATEX CORPORATION	Form 5500 Not Filed	PO BOX 951094	SOUTH JORDAN	UT	84095	4	\$	470	\$	4,440.23	3	\$	1,133	\$	2,489	3	\$	3,322	\$	4,923	\$	10,054
LAREGE BUILDING SERVICES INC	Form 5500 Not Filed	221 KEYSTONE AVE	RENO	NV	89503	3	\$	1,376	\$	6,013.70	3	\$	1,541	\$	3,405	6	\$	2,917	\$	7,430	\$	10,356
SPRING CREEK ASSOCIATION	Form 5500 Not Filed	401 FAIRWAY BLVD	SPRING CREEK	NV	89615	4	\$	1,017	\$	9,155.97	2	\$	52	\$	116	6	\$	1,069	\$	5,272	\$	10,341
MEDICAL SOLUTIONS LLC	4A or 4U Benefits Provided	1010 N 102ND ST STE 300	OKMAHA	NE	68134	2	\$	2,101	\$	6,648.11	2	\$	89	\$	208	4	\$	2,190	\$	7,799	\$	9,981
MCMAR INDUSTRIES LLC	Form 5500 Not Filed	895 S MCCARRAN BLVD STE 106	SPARKS	NV	89431	2	\$	882	\$	4,171.50	2	\$	882	\$	4,176	4	\$	1,346	\$	8,838	\$	10,183
SECURITY 1ST TITLE OF NEVADA LLC	Form 5500 Not Filed	3504 N GREAT PLAINS DR STE 200	WICHITA	KS	67220	3	\$	331	\$	2,926.69	3	\$	1,470	\$	3,400	6	\$	1,801	\$	8,377	\$	10,177
BAKORBA BEVERAGE MARKETING (C)	Form 5500 Not Filed	2675 WESTERN AVE	LAS VEGAS	NV	89109	1	\$	827	\$	7,449.29	1	\$	691	\$	1,396	2	\$	1,017	\$	9,150	\$	10,167
UBS FINANCIAL SERVICES INC	Neither 4A or 4U Benefits Provided	PO BOX 283 NUC EXPRESS	ST LOUIS	MO	63166	2	\$	1,017	\$	9,149.97	1	\$	500	\$	1,216	3	\$	2,181	\$	7,967	\$	10,148
DYNAMICAL LLC	Form 5500 Not Filed	3097 S VALLEY VIEW BLVD	LAS VEGAS	NV	89102	2	\$	1,631	\$	6,751.15	1	\$	550	\$	1,216	3	\$	2,181	\$	7,967	\$	10,148
INTERNATIONAL BUSINESS MACHIN	Form 5500 Not Filed	1702 N 1ST BLVD 2ND FLOOR	INDIANAPOLIS	IN	46204	1	\$	2,009	\$	6,440.23	3	\$	1,133	\$	2,489	3	\$	3,322	\$	4,923	\$	10,054
SAGE RIDGE SCHOOL	Neither 4A or 4U Benefits Provided	2515 CROSSBOW CT	RENO	NV	89511	1	\$	815	\$	7,332.62	2	\$	581	\$	1,395	3	\$	1,976	\$	8,613	\$	10,013
NORTH SAILS NEVADA LLC	4A or 4U Benefits Provided	837 SEAVIEW AVE STE A	BRIDGEPORT	CT	06607	3	\$	404	\$	3,635.82	3	\$	1,848	\$	4,083	3	\$	2,521	\$	7,719	\$	9,971
GP SERVICES LLC	Form 5500 Not Filed	8410 S VALLEY HWY STE 180	ENGLEWOOD	CO	80112	7	\$	4	\$	2,092	4	\$	329	\$	2,881	8	\$	2,422	\$	5,745	\$	9,966
BARBA RESTAURANT INC	Form 5500 Not Filed	345 N VIRGINIA ST	RENO	NV	89501	2	\$	1,011	\$	5,383.80	4	\$	1,380	\$	3,050	4	\$	1,970	\$	7,973	\$	9,943
4A or 4U Benefits Provided	Form 5500 Not Filed	4714 GETTYSBURG RD	MECHANICSBURG	PA	17095	3	\$	624	\$	1,532.91	3	\$	2,403	\$	5,147	3	\$	3,097	\$	6,845	\$	9,942
ALWAYS BY YOUR SIDE HOME CARE LLC	Form 5500 Not Filed	1180 N TOWN CENTER DR STE 100	TACOMA	WA	98444	2	\$	878	\$	7,446.29	1	\$	519	\$	1,312	2	\$	1,346	\$	5,593	\$	9,940
TECHICAL AIR SUPPORT INC	Form 5500 Not Filed	12700 EXPORATION DR STE 400	LINDSEY PARK	MD	20903	1	\$	989	\$	8,901.26	1	\$	989	\$	9,890	2	\$	989	\$	9,890	\$	10,879
SHOON PHYSICIAN EMERGENCY MEDICINE OF NEVADA BELLER PLCC	Form 5500 Not Filed	1488 PACIFIC AVE STE 400	TACOMA	WA	98402	3	\$	989	\$	8,901.26	3	\$	989	\$	9,890	3	\$	989	\$	9,890	\$	10,879
HIGH DESIGN PLUMBING LLC	Form 5500 Not Filed	131 CONEY ISLAND DR	SPARKS	NV	89431	2	\$	884	\$	8,085.48	2	\$	686	\$	1,555	5	\$	1,570	\$	8,320	\$	9,890
SHAR BEAR SWIM SCHOOLS LLC	Form 5500 Not Filed	8515 TECHNOLOGY WAY #614	TACOMA	WA	98411	1	\$	1,713	\$	12,619.61	4	\$	1,300	\$	2,844	4	\$	1,300	\$	8,844	\$	9,714
DIRECTLY LLC	Form 5500 Not Filed	1010 PINE ST STE 29C-200	SAINT LOUIS	MO	63101	3	\$	1,242	\$	7,733.99	2	\$	298	\$	658	5	\$	1,540	\$	8,231	\$	9,771
FOOTHILLS MONTESSORI SCHOOL	Form 5500 Not Filed	1460 AMADOR LANE	HENDERSON	NV	89012	1	\$	808	\$	7,274.21	1	\$	519	\$	1,147	3	\$	1,327	\$	8,412	\$	9,748
DISCOUNT REALTY INC	Form 5500 Not Filed	333 HUCKLEBERRY AVE #300	RENO	NV	89502	2	\$	725	\$	5,925.67	2	\$	963	\$	2,189	4	\$	1,688	\$	8,056	\$	9,743
MARTIN RICH WARE INC	Form 5500 Not Filed	1580 E 4TH ST	RENO	NV	89512	4	\$	470	\$	4,300.74	1	\$	470	\$	2,009	2	\$	972	\$	8,744	\$	9,715
HELLO NEVADA INC	Form 5500 Not Filed	3840 VINELAND RD STE 200	ORLANDO	FL	32811	2	\$	927	\$	8,743.73	2	\$	927	\$	972	2	\$	972	\$	8,744	\$	9,715
ALL-CITY MANAGEMENT SERVICES INC	Neither 4A or 4U Benefits Provided	10440 PIONEER BLVD STE 5	SANTA FE SPRINGS	CA	90670	2	\$	1,030	\$	8,648.50	-	-	-	-	-	2	\$	1,030	\$	8,648	\$	9,679
NEW YORK LIFE INSURANCE CO	Neither 4A or 4U Benefits Provided	15 MADISON AVE RM 302	NEW YORK	NY	10010	1	\$	1,152	\$	8,449.21	1	\$	519	\$	1,147	2	\$	1,671	\$	9,941	\$	9,612
ATLANTIC PLANT MAINTENANCE	Form 5500 Not Filed	3225 PASADENA BLVD	PASADENA	TX	77503	1	\$	1,152	\$	8,449.21	1	\$	519	\$	1,147	2	\$	1,671	\$	9,941	\$	9,612
CI CITY OF ELKO	Form 5500 Not Filed	1755 COLLEGE AVE	ELKO	NV	89601	6	\$	1,034	\$	3,041.77	6	\$	1,640	\$	3,749	12	\$	2,674	\$	6,781	\$	9,455
PI RESTAURANT GROUP	Form 5500 Not Filed	12326 W POST RD STE 102	LAS VEGAS	NV	89113	3	\$	646	\$	6,445.40	6	\$	646	\$	3,423	6	\$	1,409	\$	8,233	\$	9,454
CHICK CONSTRUCTION LLC	Form 5500 Not Filed	3303 RENO HWY	FALLON	NV	89406	4	\$	596	\$	5,338.51	4	\$	1,986	\$	4,523	4	\$	1,986	\$	5,233	\$	9,324
CLEAN PRO	Form 5500 Not Filed	4045 S BUFFALO #H101-167	LAS VEGAS	NV	89147	4	\$	964	\$	5,095.76	7	\$	964	\$	2,079	7	\$	2,079	\$	7,224	\$	9,302
GAMMA BUILDERS INC	Form 5500 Not Filed	122 CASSA WAY	HENDERSON	NV	89014	3	\$	929	\$	8,362.78	3	\$	929	\$	5,295	5	\$	929	\$	6,363	\$	9,292
NATIONAL WIP INC	4A or 4U Benefits Provided	3702 MANGALITA LN	RENO	NY	89801	4	\$	1,380	\$	3,050	4	\$	1,380	\$	3,050	4	\$	1,380	\$	3,050	\$	9,270
TRUCKEE MEADOWS FIRE PROTECT	Form 5500 Not Filed	3663 BARRON WAY	RENO	NV	89511	2	\$	927	\$	8,340.00	2	\$	927	\$	5,295	2	\$	927	\$	8,343	\$	9,270
SOUTHERN NEW HAMPSHIRE UNIV	4A or 4U Benefits Provided	ATTN: PZO 2500 RIVER RD	MAINE-HESTER	NH	13106	2	\$	776	\$	6,981.80	2	\$	409	\$	1,054	2	\$	1,235	\$	7,996	\$	9,231
LESLIE SPOKER KINSEY ARGENTI CO	Form 5500 Not Filed	314 S WATER ST	HENDERSON	NV	89013	1	\$	519	\$	5,429.77	1	\$	519	\$	1,147	2	\$	1,671	\$	9,941	\$	9,612
WATASH ELECTRIC & DIVISION O	Form 5500 Not Filed	PO BOX 26588	SALT LAKE CITY	UT	84126	1	\$	894	\$	8,048.39	1	\$	894	\$	8,048	1	\$	894	\$	8,048	\$	9,941
EGG WORKS LLC	Form 5500 Not Filed	9335 W FLAMINGO RD STE 1	LAS VEGAS	CA	95167	2	\$	894	\$	8,045.22	2	\$	894	\$	8,045	2	\$	894	\$	8,045	\$	9,939
UNION PAYROLL AGENCY INC	Form 5500 Not Filed	54100 PARK DRIVE	LA JOLLA	CA	92037	1	\$	894	\$	7,993.58	1	\$	894	\$	8,045	1	\$	894	\$	8,045	\$	9,939
UNIVERSAL CITY STUDIOS LLC	Form 5500 Not Filed	100 UNIVERSAL CITY PLZ FL 24	UNIVERSAL CITY	CA	91608	1	\$	888	\$	7,993.58	1	\$	888	\$	8,045	1	\$	888	\$	8,045	\$	9,939
4208 108TH STREET SW SUITE 104	Form 5500 Not Filed	6313 AIRPORT DOWY STE 224	HALTOM CITY	TX	76117	3	\$	881	\$	7,926.78	-	-	-	-	-	3	\$	881	\$	7,927	\$	8,808
FREEMAN CARE LLC	Form 5500 Not Filed	1979 MARCUS AVE STE C115	NEW HYDE PARK	NV	11642	2	\$	2,009	\$	4,440.23	2	\$	728	\$	1,608	2	\$	2,737	\$	6,048	\$	8,785
US INSURANCE SERVICES LLC	Neither 4A or 4U Benefits Provided	100 SUMMIT LAKE DR STE 400	WAIKALUA	HI	10956	1	\$	728	\$	6,481.28	1	\$	728	\$	2,971	2	\$	1,291	\$	5,745	\$	8,785
RENAMANTAL INC NEVADA DIV	Form 5500 Not Filed	PO BOX 283 NUC EXP	ST LOUIS	MO	63166	2	\$	209	\$	1,876.81	2	\$	1,095	\$	5,600	4	\$	1,304	\$	7,477	\$	8,780
SO NV TRAVEL COULTON	Form 5500 Not Filed	260 E LAUGHLIN CIVIC DR	LAUGHLIN	NV	89029	2	\$	670	\$	6,02												

Appendices

Company Name	Form 5500	Address	City	State	Zip	Employees on Medicaid			Dependents on Medicaid			Total Employees and Dependents			
						Number	State Cost	Federal Cost	Number	State Cost	Federal Cost	Number	State Cost	Federal Cost	Cost
TUCUMCARI TRANSFER INC	Form 5500 Not Filed	520 N MARKET PLACE DR STE 120	CENTREVILLE	UT	84514	4	439	1,943.72	4	930	2,236	8	1,369	4,180	5,443
STADIUM USA LLC THE	Form 5500 Not Filed	8993 Gateway Drive	RENO	NV	89521	1	400	3,599.23	1	480	1,061	2	880	4,660	5,541
IMMATION STARTING CONNECTION, INC	Form 5500 Not Filed	166 WESTFORD RD	TYNGSBORO	MA	01879	1	591	1,965.57	1	861	3,248	2	952	4,554	5,505
VERDEGO STRATEGIES LLC	Form 5500 Not Filed	PO BOX 94471	PASADENA	CA	91109	1	361	3,248.21	1	591	1,306	2	952	4,554	5,505
WELLS FARGO CLEARING SERVICES LLC	Form 5500 Not Filed	PO BOX 7340 W BARNETT ASSO	GARDEN CITY	NY	11530	2	361	3,248.24	2	545	1,209	4	906	4,453	5,360
TRUJISION BLUE DIAMOND LLC	Form 5500 Not Filed	4750 BLUE DIAMOND RD # 100	LAS VEGAS	NV	89139	1	334	3,008.39	1	613	1,354	2	947	4,362	5,310
C AND COMPANY INC	Form 5500 Not Filed	1902 CAMDRE TR	LAS VEGAS	NV	89108	1	429	2,723.81	1	528	1,150	2	947	4,272	5,223
USKO ELECTRIC INC	Neither 4A or 4U Benefits Provided	4300 ASTORIA STREET	SACRAMENTO	CA	95838	3	475	4,214.67	1	179	395	4	654	4,610	5,264
NOBLE THE PARLOR MIDDLETOWN LLC	Form 5500 Not Filed	777 S CENTER ST STE 100	RENO	NV	89501	2	521	4,691.77	2	521	4,692	4	521	4,692	5,213
C AND I UNISTRCTION LLC	Form 5500 Not Filed	901 INDUSTRIAL DR W	WALNUT SPRINGS	TX	75487	1	338	1,232.22	1	482	1,063	2	841	4,298	5,139
GLACONDA BUTTE FARMS INC	Form 5500 Not Filed	2924 STUART ST	WINNEMUKCA	NV	89445	1	507	4,560.60	1	507	4,560	2	507	4,560	5,067
PIPI TRAILS JOINT APPRENTICE & JOURNYPMAN TRAINING COMMITTEE	Form 5500 Not Filed	750 ELEGAN WAY	LAS VEGAS	NV	89110	1	489	4,398.07	1	489	4,398	2	489	4,398	4,887
LURICA COUNTY SCHOOL DISTRICT	Form 5500 Not Filed	PO BOX 249	LURICA	MO	64510	6	336	1,058.91	10	1,048	2,392	16	1,084	3,451	4,835
WESTECH INTERNATIONAL, INC OF NEW MEXICO	4A or 4U Benefits Provided	2500 LOUISIANA BLVD NE STE 325	AUBURQUIQUE	NM	87110	4	425	3,834.43	1	126	290	5	551	4,134	4,663
GRABBAR ELECTRIC COMPANY INC	Neither 4A or 4U Benefits Provided	11885 LACKLAND RD	SAINTE LOUIS	MO	63146	1	520	3,149.35	3	931	2,057	4	1,451	3,206	4,657
HORIBA INSTRUMENTS INC	Neither 4A or 4U Benefits Provided	9755 RESEARCH DR	IRVINE	CA	92618	1	464	4,171.50	1	464	4,172	2	464	4,172	4,635
SEIBOLD'S BEND INC	Form 5500 Not Filed	1535 GILMOR DR	WALNUT CREEK	CA	94596	1	464	4,171.50	1	464	4,172	2	464	4,172	4,635
FAST GLASS INC	Form 5500 Not Filed	P O BOX 3989	SPARKS	NV	89432	1	464	4,171.50	1	464	4,172	2	464	4,172	4,635
SCHULMBERGER TECHNOLOGY CORPO	Neither 4A or 4U Benefits Provided	3600 BARRYPARK 3RD FL MDZ	HOUSTON	TX	77042	3	572	2,190.54	2	191	1,665	5	763	3,856	4,619
EPHOC US LLC	Form 5500 Not Filed	2180N 1ST ST	GARLAND	TX	75040	2	1,089	2,426.54	2	251	686	4	1,340	3,031	4,216
RENO SOCCER CENTER LLC	Form 5500 Not Filed	9536 TABLETOWN ST	DALLAS	TX	75218	1	858	3,896.87	1	480	1,061	2	1,338	4,958	5,297
EDGEWATER CUSTOM POOLS AND LA	Form 5500 Not Filed	7260 AZURE DR #140-300	LAS VEGAS	NV	89130	2	423	3,805.95	2	423	3,806	4	423	3,806	4,229
SANDWICH MINING & CONSTRUCTION	Form 5500 Not Filed	13500 NW COUNTY ROAD 235	ALACHUA	FL	32415	3	53	439.15	3	1,168	2,583	6	1,221	3,000	4,223
TUMBLEWEEDS & KIDS INC	Form 5500 Not Filed	2211 MERIDIAN BLVD STE 2	MINNEN	NV	89423	1	400	3,599.21	1	400	3,599	2	400	3,599	3,999
LUGO FRAMING LLC	Form 5500 Not Filed	7761 TULSAE ST	RENO	NV	89506	1	400	3,599.21	1	400	3,599	2	400	3,599	3,999
CLOVER CABLE CONSTRUCTION CO	Form 5500 Not Filed	P O BOX 43 363	LAS VEGAS	NV	89104	1	387	3,484.75	1	387	3,485	2	387	3,485	3,872
BEAVER HONES HOLDINGS LLC	Form 5500 Not Filed	1500 ALBERTA HWY RD STE 240	ALBERTA	MT	59718	1	387	3,484.75	1	387	3,485	2	387	3,485	3,872
SALESFORCE.COM	4A or 4U Benefits Provided	3015 PINE ST	PALO ALTO	CA	94115	1	387	3,484.75	1	387	3,485	2	387	3,485	3,872
SCIENCE APPLICATIONS INTERNATIONAL CORPORATION	Neither 4A or 4U Benefits Provided	1201D SUNSET HILLS RD	RESTON	VA	20190	1	387	3,484.75	1	387	3,485	2	387	3,485	3,872
CLUTTON BASKETBALL LLP	Form 5500 Not Filed	1201 SUNSET STE 300	HENDERSON	NV	89002	1	387	3,484.75	1	387	3,485	2	387	3,485	3,872
LAS VEGAS BASKETBALL LP	Form 5500 Not Filed	1415 RAIDERS WAY STE 110	HENDERSON	NV	89052	1	387	3,484.75	1	387	3,485	2	387	3,485	3,872
RELIQUISH LLC	Neither 4A or 4U Benefits Provided	1500 WEST KENNEDY BLVD SUITE 430	TAMPA	FL	33609	1	387	3,484.75	1	387	3,485	2	387	3,485	3,872
STANBUCKS MANUFACTURING CORPO	Form 5500 Not Filed	2481 UTAH AVE S M/S 5-P65	SEATTLE	WA	98134	6	244	1,214.60	6	748	1,654	12	992	2,869	3,861
THE HUNNELL CONSTRUCTION	Form 5500 Not Filed	215 ARTIST VIEW	WELLINGTON	FL	89444	1	841	3,859.66	1	329	727	2	1,170	4,587	4,715
CROWD MANAGEMENT OF FLORIDA, INC	Form 5500 Not Filed	8524 RUDNICK AVE	WEST HILLS	CA	91304	1	361	3,248.24	1	361	3,248	2	361	3,248	3,609
DAVIDSON GROUP, THE	Form 5500 Not Filed	PO BOX 4300	INCLINE VILLAGE	CA	92640	1	361	3,248.24	1	361	3,248	2	361	3,248	3,609
REVOLUTION BUSINESS SERVICES LLC	Neither 4A or 4U Benefits Provided	1210 W BURNBANK RD	BURNBANK	CA	95119	1	361	3,248.24	1	361	3,248	2	361	3,248	3,609
TERAVIVA MADNESS INC	Form 5500 Not Filed	8845 S MARYLAND PKWY IC	LAS VEGAS	NV	89113	1	361	3,248.24	1	361	3,248	2	361	3,248	3,609
RKC CANNERY, LLC	Form 5500 Not Filed	PO BOX 752621	LAS VEGAS	NV	89136	1	361	3,248.24	1	361	3,248	2	361	3,248	3,609
TOP FACILITY SERVICES LLC	Form 5500 Not Filed	PO BOX 9843	ELKO	NV	89601	1	61	1,868.87	1	315	696	2	315	2,565	3,421
PURE GROUND INGREDIENTS INC	Form 5500 Not Filed	2535 BUSINESS PKWY	MINNEN	NV	89423	3	96	807.44	3	602	1,878	6	602	2,686	3,384
WESTWOOD PROFESSIONAL SERVICES, INC	4A or 4U Benefits Provided	12701 WHITEWATER DR STE 300	MINNETONKA	MN	55343	2	330	2,973.65	2	330	2,974	4	330	2,974	3,304
SMELL & WILMER LLP	Neither 4A or 4U Benefits Provided	1 E WASHINGTON ST STE 2700	PHOENIX	AZ	85004	1	322	2,897.41	1	322	2,897	2	322	2,897	3,219
WYNN RESORTS LIMITED	Neither 4A or 4U Benefits Provided	PO BOX 173836 NEWPORTS	DENVER	CO	80217	1	307	2,766.48	1	307	2,766	2	307	2,766	3,074
PARSONS BRINCKERHOFF GRP ADMM	Form 5500 Not Filed	PO BOX 283 94C EXPRESS	ST LOUIS	MO	63166	1	307	2,766.48	1	307	2,766	2	307	2,766	3,074
EVOLVE MANAGEMENT, INC	Form 5500 Not Filed	8610 AQUA HARBOR WAY	LAS VEGAS	NV	89178	2	209	1,883.32	2	296	654	4	505	2,537	3,041
TECHNICAL CARBON IRRIGATION DIS	Form 5500 Not Filed	P O BOX 3356	FALLON	NV	89407	1	15	133.11	1	673	2,083	2	688	2,216	2,905
RKC GROUP, THE	Form 5500 Not Filed	PO BOX 752621	LAS VEGAS	NV	89136	1	287	2,857.27	1	574	1,317	2	701	2,117	2,820
AEWD LLC	Form 5500 Not Filed	1546 CAMINO AL NORTE # 2-313	NORTH LAS VEGAS	NV	89031	2	129	2,411.50	2	268	575	4	268	2,411	2,679
CITY OF FALLON	Form 5500 Not Filed	55 W WILLIAMS AVE	FALLON	NV	89406	2	231	2,080.75	1	85	210	3	316	2,291	2,517
M&B TECHNICAL SERVICES INC	Form 5500 Not Filed	15861 AIRLINE HWY	BATON ROUGE	LA	70817	1	694	1,532.91	1	694	1,533	2	694	1,533	2,226
CITY OF WEST WENDOVER	Form 5500 Not Filed	P O BOX 2825	WEST WENDOVER	NV	89883	3	184	724.39	4	394	871	7	578	1,595	2,175
BRUCE AEROSPACE INC	Form 5500 Not Filed	101 EVANS AVE	DAYTON	NV	89403	1	183	1,644.50	1	183	1,645	2	183	1,645	2,166
PASTENA COMPANY	Neither 4A or 4U Benefits Provided	PO BOX 60744 94C EXPRESS	ST LOUIS	MO	63166	1	25	222.48	1	567	1,421	6	567	2,421	3,988
FENNEMORE CRAIG PC	Form 5500 Not Filed	2394E CAMELBACK RD	PHOENIX	AZ	85016	1	195	1,751.64	1	195	1,752	2	195	1,752	1,946
WHISPERS VINE WINNE CO	Form 5500 Not Filed	3886 MAYBERRY DR STE D	RENO	NV	89519	1	183	1,644.50	1	183	1,645	2	183	1,645	1,926
GREATER NEVADA LLC	Form 5500 Not Filed	4070 SILVER SAGE DR	CARSON CITY	NV	89701	1	172	1,548.87	1	172	1,549	2	172	1,549	1,715
MALCA-AMT SECURITY SERVICES	Form 5500 Not Filed	180 FIFTH AVE LOBBY #1	NEW YORK	NY	10036	1	143	1,383.83	1	86	190	2	129	1,474	1,705
MGH HOLDINGS, LLC	Form 5500 Not Filed	10717 ELM RIDGE AVE	LAS VEGAS	NV	89144	1	142	1,459.20	1	142	1,459	2	142	1,459	1,621
HANDER CORPORATION	Neither 4A or 4U Benefits Provided	1723 COUNCIL TREE AVE STE 224	FORT COLLINS	CO	80525	1	131	621.44	1	211	467	2	492	1,089	1,581
RESOURCE CONCEPTS INC	Neither 4A or 4U Benefits Provided	82 DEVONSHIRE ST #31/3E5	BOSTON	MA	02109	1	130	1,172.56	1	130	1,173	2	130	1,173	1,303
EPS3	Form 5500 Not Filed	500 RYLAND ST STE 300	RENO	NV	89502	1	120	1,078.43	1	120	1,078	2	120	1,078	1,198
DELICOTT CONSULTING LLP	Form 5500 Not Filed	4022 SELLS DR	HERMITAGE	TN	37076	2	118	1,062.68	2	118	1,063	4	118	1,063	1,181
DBB ACQUISITION LLC	Form 5500 Not Filed	1200 ARROWHEAD DR	CARSON CITY	NV	89706	2	73	658.82	3	67	160	5	140	819	950
COBRA INDUSTRIAL SERVICES INC	Form 5500 Not Filed	PO BOX 1569	TONOPAH	NV	89049	2	90	753.75	2	90	754	4	90	754	844
INTRAMOUNTAIN SLURRY SEAL INC	Form 5500 Not Filed	P O BOX 50085	WATSONVILLE	CA	95077	1	262	578.84	1	262	579	2	262	579	641
EAST FORK SWIMMING POOL DIST	Form 5500 Not Filed	PO BOX 1927	MINNEN	NV	89423	1	83	792.13	1	83	793	2	83	793	831
INTERSTATE FIRE SALES & SVC L	4A or 4U Benefits Provided	2035 LAST CHANCE RD	ELKO	NV	89601	3	71	639.34	3	71	639	6	71	639	710
SOUTHWEST ENERGY LLC	4A or 4U Benefits Provided	2040 W GARDNER LANE	TUCCSON	AZ	85705	1	62	556.85	1	62	557	2	62	557	619
HYCROFT RESOURCES & DEVELOPMENT LLC	Form 5500 Not Filed	PO BOX 3038	WINNEMUKCA	NV	89446	3	46	412.08	2	8	27	5	54	449	504
TAHOE REGIONAL PLANNING AGENC	Form 5500 Not Filed	PO BOX 5310	STATELINE	NV	89449	1	48	429.95	1	48					